


RESULTS  
OF THE  
VIII WORLD  
VETERANS'  
CHAMPIONSHIPS  
July 27-August 6, 1989




Eugene-Springfield, Oregon USA



# RESULTS OF THE VIII WORLD VETERANS' CHAMPIONSHIPS

July 27-August 6, 1989

Eugene-Springfield,  
Oregon USA



## Contents

Page	
2	Greetings from the Meet Directors
3	Sponsors
4	Meet Summary
9	World Records
11	Results Index
12	Results

Program Editor: Janet Heinonen  
Color Photos: John Giustina  
Black and White Photos: John Giustina  
and Doug Newman  
Printed by QSL



(Photo by Doug Newman)

To the Athletes of the VIII World Veterans' Championships:

On behalf of the Organizing Committee, the Cities of Eugene and Springfield, and our entire community, we wish to express to you what a pleasure it was to have you and your families here for the VIII World Veterans' Championships.

Everyone here is still glowing over the experience of having so many athletes from the United States and fifty-seven foreign lands be a part of our community for two weeks. The most common comment we hear is, "How soon can we do it again?!"

While it may be many years before another Championships comes our way, we want you to know that the friendships formed here are lasting ones, and you are welcome to return soon and often.

So until we meet again, best wishes from all of us, and good luck with your training. See you in Turku!

*Thomas C. Jordan*

Thomas C. Jordan  
Executive Director

*Barbara Kousky*

Barbara Kousky  
Executive Secretary

## Sponsors of the VIII World Veterans' Championships

**Premier Sponsor**  
Weyerhaeuser Company

### Gold Medal Sponsors

Nike, Inc.  
United Airlines  
City of Eugene  
Hewlett-Packard

### Bronze Medal Sponsors

Lane County  
Hinman Vineyards  
Fifth Street Public Market  
Downtown Athletic Club  
Oregon Electric Station  
QSL Printing  
Eugene Hilton  
Oregon Photocopy Company  
Chapman Bros.  
Zirkle Long & Trigueiro  
Pacific Continental Bank  
Eugene-Springfield Convention & Visitors Bureau

### Silver Medal Sponsors

University of Oregon  
City of Springfield  
Stackhouse Athletic Equipment, Inc.  
Sacred Heart Hospital  
Lane Community College  
*The Register-Guard*

### Contributors

Cappelli Miles Wiltz & Kelly  
Random Lengths  
Cambria Sportswear  
Terrie Boehm Graphics  
*National Masters News*  
Clary Business Machines  
Hutchinson Anderson Cox  
Parrish & Coons  
Coast Distributors  
Valley River Center  
Merchants' Association  
Lane Transit District  
John Labatt Foods  
Fred Meyer, Inc.  
The Bon Marché  
US West Cellular, Inc.  
Kaufman's, Inc.  
Oregon Department of Tourism

The Organizing Committee of the VIII World Veterans' Championships would like to express special appreciation to the Masters athletes who contributed so generously to the Masters Sports Association Trust.



## "More Like the Olympics Than the Olympics"

A summary of the VIII World Veterans' Championships, with thanks to: *The Register-Guard*, (Eugene) *National Masters News* (United States) and *Sports Illustrated*.


"It was the kind of event that will glow for years, softly, in the memories of those who shared it," wrote columnist Ron Bellamy in *The Register-Guard*.

Indeed, by the time the world's largest track meet came to a close, it was more than the 124 world age-group records or the gold, silver and bronze medals which the athletes took home. The VIII World Veterans' Championships attracted 4951 entries from 58 nations. Those athletes not only competed a total of 12,619 times at venues spread over Eugene and Springfield, they also served as a magnet for the community and formed a bond rarely seen in sports today.

"It was an instant love affair between the athletes, officials, fans and media," said sprinter Payton Jordan.

An opening-ceremonies crowd of 10,000 at legendary Hayward Field welcomed competitors and thousands returned daily to watch the Vets show their stuff. Many spectators came away inspired and with resolve to join the action.

With superb performances in all age groups, in what Kenny Moore of *Sports Illustrated* termed the "most congenial" track meet in history, it was fitting that four-time Olympic discus champion Al Oerter should call the World Veterans' Championships "more like the Olympics than the Olympics."



World age-group records fell like Oregon rain in the VIII Championships—70 world records and 30 world bests.

Here are some of the highlights from 9 days of competition, with quotes from *The Register-Guard*.

### Day 1: Thursday, July 27



"Runners from around the world descended upon downtown Eugene . . . reshaping one of the city's favorite pastimes into a colorful celebration of fitness in the face of advancing age," wrote *The Register-Guard* of the

10K road race which highlighted competition the opening day of the Championships.

A pair of Welsh runners—Alun Roper, 43, and Bronwyn Cardy-Wise, 37, led all runners in an evening race through Eugene's streets. Roper's 30:44 was good for a 6-second win over Briton Peter Jones. Cardy-Wise's 34:01 put her nearly two minutes ahead of her competition.

Women's age-group winners in all categories through 50-54 bettered 39:00 and 59-year-old Marion Irvine (US) was only 2 seconds over the 40:00 barrier. West Germany's Johanna-Frida Luther ran an impressive 54:15 to win the 75s.

Ed Benham (US) was well up in the field of 1,110 runners to clock 45:21, beating the rest of the 80s runners by more than 5 minutes. Aussie John Gilmour was the 70s victor by almost 3½ minutes with his 39:10.



"The atmosphere was charged by the presence of some of the older runners in the field. Ninety-year-old Paul Spangler, a former resident of Eugene, crossed the finish line in 1:17:36 and looked incredibly chipper as he posed for photos with admiring fellow runners."

On the track, the decathlon and heptathlon were underway with fields of 150 and 35, respectively.

### Day 2: Friday, July 28


"Eugene-Springfield track fans welcomed the World Veterans' Championships athletes Friday in the fashion that made Hayward Field famous—a raucous how-do-you-do that appeared to flabbergast many of the several thousand competitors.

"Spectators filled the University of Oregon stadium—

which can hold 14,000 people—to about three-quarters capacity. They kept up an unbroken stream of applause for more than 10 minutes as the athletes marched into the stadium, grouped by age. . . .

"As the competitors passed each grandstand, the crowd rose in unison, setting up a cheer that didn't stop until the last athlete, a man in his 90s, entered the field. . . .

"The crowd rose to its feet once more when Kenyan distance runner Kip Keino ran into the stadium bearing an Olympic-style 'friendship torch.'"



The Opening Ceremonies climaxed the final day of the decathlon and heptathlon competition where three West German women and three American men collected gold medals.

Age-factored point totals allowed for direct comparisons among age-groups. Top marks on the women's side included Friderun Kuemmerle-Valk's (FRG) 5670 in the 45-49 and Swiss M. Daehler-Stettier's 5527 in the 40s. Kirsten Hveem (NOR), 64, won her 16th world title in 11 years of Vets' competition, scoring 4250.

Gary Miller (US) had the top mark in the decathlon, taking the 50s in 8058. Rex Harvey (US) won the 40s with 7724 while Finland's Ilpo Sopanen (7682 for the 55s) and Pekka Penttila (7628 for the 65s) had outstanding totals in their respective divisions.

### Day 3: Saturday, July 29

"On the surface, the warmth of Friday's opening ceremonies carried over to the first day of open track and field events . . . at Hayward Field and Springfield's Silke Field. . . .

"Payton Jordan, the magnificent ambassador for the masters' movement in the United States, flashed his winning style in a trial heat and semifinals of the men's 70 division and John Gilmour of Australia and Derek

Turnbull of New Zealand were marvelous in 10,000-meter finals. . . .

"In the field, there was a grand battle between two old warriors—two-time gold medalist Bob Richards and renowned coach Andrzej Krzesinski—in the men's 60 pole vault. . . .

"Behind the scenes, however, it was wild. . . . There were computer breakdowns and slowdowns in sorting out lanes (in heats of the 100) . . . a photo was misread and results of one were lost, delaying seeding."

Meet officials managed to solve the glitches, however, and made up the 90 minutes they'd been behind schedule to finish the day only 7 minutes later than projected.

"A lot of people didn't know it was going on but a lot of officials were frustrated," said John Gillespie, the Hayward Field venue director. "We were gluttons for punishment, running heats on both sides of the track. It doubled the information."



Ten world age-group records were set Saturday. Gilmour shattered the 10,000 record for 70s by almost 2 minutes with his 38:49.25 and Benham, a former jockey, chipped close to 2½ minutes off the 80s record with his 42:05.96. Gulab Singh of India improved his 80s long jump record by almost 6 inches, to 12-11½ (3.95). Jim Vernon (US) kept alive his streak of gold medals in each Vets' Championships, winning the 70s pole vault at 9-6 (2.90).

Elzbieta Krzesinska, the Polish 1956 Olympic long jump champion who now lives in Eugene, broke the 15-foot barrier in the 55s long jump. Her husband, Andrzej, picked up a bronze in the pole vault, tying Richards' 10-6 (3.20), but falling short of Alfred Woods' (GBR) winning 10-10 (3.30).

In the women's 50s javelin, Austrian Gertrude Schoenauer was an impressive winner with a world record of 143-9 (43.82).

### Day 4: Sunday, July 30

"An unexpectedly large crowd (perhaps 4,000) at Hayward Field . . . (drenched) Wang Ching-Chang of Taiwan in the warmest applause of the day for winning the men's 90 division 100-meter dash as the fourth day of the games unfolded. . . .

"Wang, who lives in Taipei and is president of a 50,000-member political party ('a legal one,' he said), polished off the 100 in 23.15, easily outdistancing the only other man in the race, Finland's Mikko Salonen.

"The crowd reacted with pure delight to the nonagenarians, who played back to the applause with plenty of waving and wide smiles."

Olympic sprinter Eddie Hart (US) was the class of the men's 40s in the 100 meters, running away with the final in 10.87. Elzbieta Krzesinska set another world record, 14.06 in the 55s 80-meter hurdles. Four other world records fell, including the women's 80-84 100 meters where Bertha Hielscher's (FRG) 20.93 was a 5-second improvement over the old record. Kirsten Hveem successfully defended her 60s 80-meter hurdles title, two days after winning a gold in the heptathlon.

American Stan Druckery broke a 40-year-old record in the 40s 110 hurdles, clocking a quick 14.24 over the 39-inch (.991-meter) barriers. Portugal's Pericles Pinto had a wide margin of victory in the 50s long jump, sailing 20-5 (6.11), almost 1½ feet better than the runner-up.

Irene Obera (US), competing in her eighth Vets' Championships, added another gold to her collection, winning the 55s 100 meters in 13.93. Phil Raschker (US) carted off three medals in W40-44 events, winning the pole vault (8-1; 2.46), the 100 (12.57) and placing third in the 80-meter hurdles.

#### Day 5: Tuesday, August 1

"In another mind-numbing 15-hour day of track action, the 1-2-3 finish of Great Britain's Peter Browne, Ron Bell and Leslie Duffy in the men's 40 division 800 meters at Hayward Field might have appeared as simply one more race.

"To the competitors, of course, the race they're in is the only thing that matters. And after about a week away from home, some of the competitors spiced their winning performances Tuesday with a show of Olympic-style national fervor."

Browne's 1:55.20 win marked 23 consecutive years of sub-2:00 800-meter races.

Eleven world records fell on Day 5, all in two events, the 800 and 5,000, as the cool, wet weather seemed conducive to distance running. Paul Spangler almost cut in half the 90s 800 record, clocking 4:48.89; he also won the 5,000, knocking off some 11 minutes from the record with a 37:39.38.

Derek Turnbull absorbed a rare loss, placing second to Italy's Cesare Bini in the 60s 5,000. Turnbull rebounded, though, coming from behind to win the 800, clocking a world record 2:12.62. In the men's 45s 5,000, Antonio Villanueva (MEX) was in a class by himself, winning handily in 14:46.55.

Shirley Peterson of New Zealand upset Hveem in the women's 60s triple jump while Krzesinska came up with a third gold medal performance, winning the 55s triple jump by more than 3 feet, at 31-9¼ (9.68). Raschker racked up more gold, taking the 40s triple jump in 37-3 (11.35).


Hielscher, Luther and Britta Tibbling (SWE) all had the distinction of losing their 800-meter age-group records the same day they set new ones in the next divisions.

Four Soviet athletes wrote another note for glasnost, becoming the first Soviets to compete in a World Veterans' Championships. The athletes said their appearance in Eugene had everything to do with Mikhail Gorbachev's new era of openness.

"We volunteered," said Vadim Marshev, an economics professor at State University of Moscow. "We

spent our own money to take part in this competition. Before, in my country, that wasn't possible. Now you can buy tickets, you can take part in any meeting you want."

The Soviet contingent included Marshev, a 1964 Olympian at 400 hurdles; Aleksandr Bratchnikov, a European champion at 400 meters; Taisija Chenchik, the 1964 Olympic bronze medalist in the high jump; and Latvian Janis Zirnis, who won the men's 40s javelin with a throw of 233-3 (71.10), almost 30 feet farther than second.



#### Day 6: Thursday, August 3

"A handful of names from America's track and field past stepped to the head of the class Thursday and showed an appreciative crowd of 3,500 that they hadn't lost their touch. . . .

"There, at center stage, was Al Oerter, the four-time Olympic gold medalist, flinging a discus past the 200-foot stripe again.

"There was Eddie Hart, who equalled the world 100-meter record of 9.9 in winning the Olympic Trials here in 1972, winning his second gold medal in the men's 40 division, this one in the 200 meters in 21.74.

"There was James King, who barely missed making the United States Olympic team twice here, winning the men's 40 division 400 intermediate hurdles. . . .

"And there was Milan Tiff, a world class triple jumper in his prime, setting a men's 40 age-group record in his specialty at 51-6¼ (15.70), less than a foot off his 10th place mark here in the 1972 Olympic Trials.

"'We're like elephants,' Tiff mused afterwards. 'We go to our special spot when we need to lie down. It's our sanctuary, and I feel good here.'"

Durable Irene Obera set one of her five world records Thursday, sprinting to a 28.48 win in the 55s 200 meters. Phil Raschker lowered the 40s record to 24.84 for another gold.

The Championships' oldest competitor, Otto Porath, 96, of West Germany, won the 95s discus in 34-11 (10.64), a mark which would have won the 85 division. Bulgarian Yordanka Blagoyeva, former world-record holder in the high jump and now coach of the current record-holder, Stefka Kostadinova, set a world age-group mark in the 40s high jump, clearing 5-5¾ (1.67).

Two lesser-known athletes made their marks. Paul Dungan (US) stunned the men's 45s 200 field with a 23.05 win and Canadian Rosamund Dashwood (65-69) won her division of the 10K cross-country by close to a mile (49:53). Dashwood would finish the Championships with a sweep of the three 10K runs (track, road and cross-country) plus the 5,000. Cardy-Wise, Irvine, Shirley Brasher (AUS, 60-64), Pat Dixon (US, 70-74) and Luther all duplicated their 10K road wins with cross-country victories.

On the men's side, road winners Ron Robertson (NZ, 45-49), Roger Robinson (NZ, 50-54), Turnbull (60-64), Gilmour (70-74) and Spangler all won golds in cross-country. Turnbull had the closest race of the day, defeating Bini, 38:17 to 38:30.

Reginald Austin (AUS) made it 8-golds-in-a-row by winning the 50s 200 (22.88) in his eighth championships.

#### Day 7: Friday, August 4

"Derek Turnbull . . . and John Gilmour . . . have put on remarkable shows of endurance in their age groups, and Shirley Brasher . . . and Sister Marion Irvine have emerged as their counterparts on the women's side."

"Sister Marion, who qualified for the US Olympic Trials in 1984 at the age of 54, added her fourth gold medal with her first-place finish in the 5,000 meters in 19:32.07. She had previously swept all three 10K runs in the women's 55 division. . . .

"For Brasher, 62, Friday's victory in the 5,000 was her fourth in five races and it came in world-record time, 21:51.63."

Two men dominated the men's 80 jumps and throws. India's Gulab Singh won all four jumps and Chile's



Karsten Broderson completed his sweep of all the throws. In the men's 85 division, American Buell Crane accumulated four golds (long jump, high jump, shot and hammer) as well as three silvers. Meanwhile, Bertha Hielscher accomplished a similar feat in the women's 80-84 age-group. She captured the 5,000, to finish off a week that included five world records (100, 200, 800, long jump and high jump).

Sandorne Pallay of Hungary stole the show in the women's discus, throwing 181-11½ (55.46) to win the 40s. Austrian Hans Poetsch won the 50s hammer with a 197-2 (60.10) while the men's 55s high jump had three competitors clear 5-9¾ (1.77)—winner Olavi Niemi (FIN) and Americans Herm Wyatt and Milton Newton. Eight gold medalists from the men's 20K walk doubled back successfully, winning the 5,000 walk on the track. One of the closest finishes in the walk came as Max Green (US) fended off Marquis Louis (SUI), 25:15 to 25:17, in the 55-59 division.

#### Day 8: Saturday, August 5

"It was dusk Saturday at Hayward Field, and the crowd of 6,500 was on its feet and clapping in unison as Wilson Waigwa rounded the north turn.

"You would think after 16 previous age-group finals of the 1,500 meters and an avalanche of world age-group records that they would have been spent, but this was their last chance to show their appreciation for the veteran athletes who have been competing here for the past 10 days. . . .

"It was a magic moment, and there was a message of international good will stamped all over it.

"It didn't matter what uniform he wore. Waigwa was after an age-group record, and the crowd was into it. . . .

"(He) responded, blazing a 60.8 final lap to dust a quality field and wipe three seconds off the old record with a time of 3:49.47."

Americans Stan Whitley and James King put on a stirring battle in the men's 40s 400, with King pulling past Whitley in the homestretch to win in 48.44, a world age-group record.

Jack Greenwood (US) set his third world record of the championships, winning the 60s 400 in 57.46. Raschker completed her medal hunt in individual events, snatching a 58.01 win in the 40s 400 to total six golds. In the men's 80-84 age-group, Kiwi Harry Gathercole convincingly defended his three titles (100, 200 and 400) and Benham wrapped up his five-gold-medal sweep of the distance races (800, 1500, 5,000, 10,000 and 10K road race).

Finland's Pirkko Martin, who led Turku's successful bid to host the 1991 World Veterans' Championships, repeated her wins of Melbourne (site of the 1987 Championships) in the 50s 800 (2:31.13) and 1500 (5:15.85).


Fifteen world age-group records fell on the final full day of competition. Highlights of the record-setting included Waigwa's mark which broke a 17-year-old record, James Gillcrist's (US) 5-5¼ (1.60) in the 60s high jump, Obera's 1:06.99 in the 55s 400 and Ann Cooper's (AUS) 1:09.00 in the 60s 400.

The women's 5,000-meter race walk produced five records and double walk victories for eight division winners. Britta Tribbling clipped almost 4 minutes off the old record in the 70s division, clocking 30:32.

#### Day 9: Sunday, August 6

"It seemed in keeping with the unexpected allure of the meet that its last major event, the marathon, was won Sunday by a 42-year-old government worker from Colombia . . . who didn't arrive here until Friday night because he had trouble scraping together the money to make the trip.

"And Alvarez Martin Pabon, the first to . . . cross the finish line, winning in 2:28:57 . . . was followed in less than a minute by Gonzalez Eloy Lozada, a 50-year-old factory worker from Mexico . . . who had arrived in Eugene only Saturday because he, too, had to scare up some loans to cover the cost of travel."



Sandra Mewett of Bermuda was the first woman finisher in the marathon, winning the 35-39 age group in 2:43:31, although she had turned 40 a few days earlier. The next woman finisher was 11 minutes back as Norway's Mariann Stenbakk claimed the 40s win.

Belgium Jean Van Onselen won the 55s with 2:40:08, to go with his earlier wins in the 5,000 and 10K cross-country. Turnbull sewed up his sixth and final gold medal in the 60-64 division, with a 2:46:42.

American men picked up 11 wins in the 4 x 100 and 4 x 400 relays while the gold was more evenly distributed in the women's relays with Great Britain, the U.S. and West Germany each capturing two races.

"The meet was ushered out Sunday in muted closing ceremonies at Hayward Field after an 11-day run that seemed to far exceed the expectations of even its organizers. A crowd of perhaps 7,000 fans, athletes and officials gathered to say good-bye and congratulate one another on having such a good time."



## World Records

World records bettered or tied at the VIII World Veterans' Championships  
(P indicates pending mark, (h) indicates heat or semi-final)

### MEN

#### 400

40 James King	USA	48.44
60 Jack Greenwood	USA	57.64
65 Tom Hishon	USA	61.29

#### 800

50 Alan Bradford	GBR	2:00.40
55 Tom Roberts	AUS	2:05.07

#### 1500

40 Wilson Waigwa	KEN	3:49.47
60 Derek Turnbull	NZL	4:28.66
70 John Gilmour	AUS	5:09.73

#### 5000

50 Dan Conway	USA	15:43.58 P
70 John Gilmour	AUS	18:46.62
75 Alfred Funk	USA	20:55.39

#### 10,000

55 Norman Green	USA	33:00.66
-----------------	-----	----------

#### 3000 Steeple

50 Nils Undersaker	NOR	9:50.96
--------------------	-----	---------

#### 110 Hurdles

40 Stan Druckrey	USA	14.24
------------------	-----	-------

#### 80 Hurdles

70 Al Guidet	USA	14.50 (h)
80 Karl Trei	CAN	17.29 P

#### High Jump

60 Jim Gillcrist	USA	1.66
75 Esko Kolhonen	FIN	1.44
80 Gulab Singh	IND	1.21

#### Long Jump

75 Morita Masumi	JPN	4.37
80 Gulab Singh	IND	3.95

#### Triple Jump

40 Milan Tiff	USA	15.70
---------------	-----	-------

#### Shot Put

60 Torsten Wachenfeldt	SWE	14.49 P
75 Ross Carter	USA	12.45

#### Discus Throw

50 Al Oerter	USA	62.74
--------------	-----	-------

#### Hammer Throw

65 Eino Anttila	FIN	48.56
-----------------	-----	-------

#### Javelin Throw

70 Bill Morales	USA	46.18
-----------------	-----	-------

#### 4x100 Relay

50 Dennis, LaTorre, Adamson, Miller	USA	45.36 P
70 Bloomfield, Heard, Weinacht, Jordan	USA	55.04 P

#### 4x400 Relay

40 Thiel, Brinker, Tucker, King	USA	3:21.54 P
50 Steffes, Mathis, Adamson, Colbert	USA	3:35.88 P
60 Stevens, Socher, Law, Greenwood	USA	3:58.43 P
70 Bloomfield, Jordan, Sponseler, Weinacht	USA	4:35.07 P

### WOMEN

#### 100

60 Shirley Peterson	AUS	14.57 P
---------------------	-----	---------

#### 200

40 Phil Raschker	USA	24.84
55 Irene Obera	USA	28.48
65 Paula Schneiderhan	FRG	31.65

#### 400

55 Irene Obera	USA	66.99
60 Ann Cooper	AUS	69.00
65 Anna Mangler	FRG	73.71

#### 800

45 Carol Flexer	USA	2:26.39 P
60 Ann Cooper	AUS	2:52.66
65 Anna Mangler	FRG	3:03.10
70 Britta Tibbling	FRG	3:14.90

#### 1500

45 Barbara Lehmann	FRG	4:45.84
70 Britta Tibbling	FRG	6:39.04 P
75 Johanna Luther	FRG	7:09.72

#### 5000

45 Joan Colman	USA	17:45.03 P
60 Shirley Brasher	AUS	20:51.63
70 Pat Dixon	USA	24:52.83
75 Johanna Luther	FRG	25:43.39

#### 10,000

45 Elaine Statham	GBR	37:34.45
60 Shirley Brasher	AUS	43:58.66
65 Rosamund Dashwood	CAN	46:54.87
70 Pat Dixon	USA	50:28.33
75 Johanna Luther	FRG	53:20.50 P

#### 80 Hurdles

55 Elzbieta Krzesinska	POL	14.06
------------------------	-----	-------

#### High Jump

40 Yordanka Blagoeva	BUL	1.67
45 Joanne Smallwood	GBR	1.55
45 Cristel Haueser	FRG	1.55
60 Christine Wipperstag	FRG	1.23 P

#### Long Jump

45 Silke Mattelson	FRG	5.37
55 Elzbieta Krzesinska	POL	4.60

#### Shot Put

55 Rosemary Chrimes	GBR	11.94
60 Marianne Hamm	FRG	10.89

#### Discus Throw

55 Rosemary Chrimes	GBR	40.86
60 Marianne Hamm	FRG	32.68
75 Johanna Gelbrich	FRG	19.44

#### Javelin Throw

50 Gertrude Schoenauer	AUT	43.82
60 Rachel Hanssens	BEL	30.58

# World Bests

Best known performances bettered or tied at the VIII World Veterans' Championships  
(P indicates pending mark, (h) indicates heat or semi-final)

## MEN

### 2000 Steeple

65 Joaquim de Silva POR 7:13.93

### 300 Hurdles

50 Guido Mueller FRG 41.75 (h) P  
50 Guido Mueller FRG 39.96 P  
55 Erkki Knopp FIN 43.28 (h) P  
55 Richard Hickman USA 43.38 (h) P  
60 Jack Greenwood USA 43.49 P  
65 Bob Hunt USA 51.31 P  
70 Dan Bulkley USA 52.44  
75 Gilbeto Gonzalez USA 60.78 P

## WOMEN

### 2000 Steeple

40 Jane Holmes GBR 7:57.65  
45 Joan Colman USA 7:45.96  
55 Sally Strazdins USA 9:52.28

### 400 Hurdles

45 Marjorie Hocknell GBR 66.02 P

### 300 Hurdles

50 Jean Hulls GBR 51.26  
55 Wanda Sakata BRA 55.40 P

### Triple Jump

45 Pat McNab GBR 9.39 P  
50 Helen Searle AUS 9.66  
55 Elzbieta Krzesinska POL 9.68

### Hammer Throw

50 Helen Searle AUS 39.64  
55 Jutta Schaefer FRG 37.34  
65 Ilse Bellin FRG 30.04  
70 Annchen Reile FRG 17.50  
75 Ruth Frith AUS 20.00

### 4x100 Relay

35 Dasmier, Sulter, Andreas, Apavou FRA 48.63 P  
50 Williams, Chrimes, Hulls, Gore GBR 54.51 P  
60 Green, Cooper, Davidson, Hogan AUS 59.72 P

### 4x400 Relay

35 McDonald, Hocknell, Blurton, Waldpole GBR 4:00.21 P  
60 Werner, Mangler, Haule, Schneiderhan FRG 5:21.91 P



PHOTO BY JOHN GIUSTINA

# Results Index

Event	Page
100M Dash	12
200M Dash	17
400M Dash	22
800M Run	26
1500M Run	30
5000M Run	33
10,000M Run	36
80M Hurdles	38
100M Hurdles	39
110M Hurdles	40
300M Hurdles	40
400M Hurdles	41
2000M Steeplechase	42
3000M Steeplechase	42
10K Road Run	42
10K Cross Country	46
5000M Track Walk	50
10K Road Walk	52
20K Road Walk	53
Marathon	54
High Jump	56
Pole Vault	57
Long Jump	58
Triple Jump	60
Shot Put	61
Discus	63
Hammer Throw	64
Javelin	65
Heptathlon	67
Decathlon	70
Cross Country Team	84
Road Walk Team	85
Marathon Team	86
4 x 100 Relay	87
4 x 400 Relay	88



PHOTO BY DOUG NEWMAN

Note: All VIII World Veterans' Championships courses were TAC and AIMS-certified. However, due to an accidental detour, the 10K Road Race course as run was 31 meters short of the certified distance.

(Abbreviations: DISQ = Disqualified; DNS = Did Not Start; DNF = Did Not Finish; No HT = No Height)

# 100 M DASH

## HEATS

### M40 HEAT 1

1 HART EDWARD	USA	11.14
2 CROMBIE PETER	AUS	11.85
3 ZIMMERMANN ROBERT	CAN	11.92
4 JONES EDWARD	USA	12.14
5 PATTERSON GARY	USA	12.35
6 PETERS NOEL	AUS	12.49
7 PERRY JOE	USA	12.82
8 ANTERONEN RUSSELL	USA	13.03

### HEAT 2

1 BASURCO ANTTON	ESP	11.79
2 DETLETSEN WILLIAM	USA	11.99
3 RIEDEL BERNHARD	FRG	12.15
4 BARRATT GEOFFREY	GBR	12.25
5 MUELLER PAUL	SUI	12.54
6 LIM SEE WAH STOMPER	SIN	12.60
7 BAIER BRUNO	SUI	12.68
8 DOCKERY CHARLES	USA	12.96

### HEAT 3

1 BRANLE JEAN-MARIE	BEL	11.83
2 FISCHER URS	SUI	12.08
3 ABDUL RAHMAN ABDULLAH	SIN	12.18
4 JAMES MICHAEL	GBR	12.25
5 ATKINS KEVIN	AUS	12.46
6 PULLEY JOHN	USA	12.84
7 WILLIAMS DONALD	USA	13.16
8 SCHUBERT PHILIP	CAN	13.65

### HEAT 4

1 WHITLEY STAN	USA	11.32
2 STCHERBINA BORIS	AUS	11.81
3 RIVERA WILFRED	USA	12.20
3 ADACHI KIMIO	JPN	12.20
5 BRAZ RUBENS CARDOSO E	BRA	12.80
6 TABAYAN ERNESTO	PHI	12.93
7 MINALY PASZTOR	HUN	13.69
8 PEGG JOHN	USA	13.80

### HEAT 5

1 THIEL DANIEL P.	USA	11.78
2 KNUEPPEL REINHARD	FRG	12.12
3 BELLMANN MANFRED	FRG	12.27
4 RAUSCHER TOMLINSON	USA	12.61
5 AUGERI MICHAEL	USA	12.69
6 MC SWEENEY JAMES HUGH	IRL	13.06
7 RUSSELL KENRICK	TRI	13.18
8 MERRICK MICHAEL	USA	15.99

### HEAT 6

1 LOBMAN FRED	HOL	11.60
2 AZUOGU MAC	USA	11.67
3 WOOLFOLK GERALD	USA	11.88
4 ROSS ALLAN	USA	12.18
5 MONTARULI ANTONIO	ITA	12.23
6 GARDINER LARRY	CAN	12.53
7 HERMANN LARRY	USA	13.37
8 O'DONNELL BARRY	USA	13.84

### HEAT 7

1 MITCHELL ROBERT	USA	11.45
2 RAY CLARENCE B.	USA	11.49
3 SCHALLER JEFF T.	USA	12.28
4 EL MEHDAOUI ABDELKRIM	ALG	12.45
5 ABU SHAYBEH SHANAHAH M	PER	12.63
6 GALLASSO JEAN-PIERRE	FRA	12.86
7 FRANCISCO BERNARDINO	BRA	13.00
8 MUSSER WILLIAM	USA	13.30

## SEMI FINALS

### M40 SEMI FINAL 1

1 WHITLEY STAN	USA	11.02
2 RAY CLARENCE B.	USA	11.26
3 BRANLE JEAN-MARIE	BEL	11.68
3 AZUOGU MAC	USA	11.68
5 ASURCO ANTTON	ESP	11.69
6 DETLETSEN WILLIAM	USA	11.98
7 WOOLFOLK GERALD	USA	11.98
8 KNUEPPEL REINHARD	FRG	12.11

## SEMI FINAL 2

1 HART EDWARD	USA	10.91
2 MITCHELL ROBERT	USA	11.41
3 LOBMAN FRED	HOL	11.46
4 THIEL DANIEL P.	USA	11.49
5 CROMBIE PETER	AUS	11.67
6 ZIMMERMANN ROBERT	CAN	11.74
7 FISCHER URS	SUI	12.03
8 STCHERBINA BORIS	AUS	DNS

## FINAL

### M40

1 HART EDWARD	USA	10.87
2 WHITLEY STAN	USA	11.04
3 RAY CLARENCE B.	USA	11.19
4 MITCHELL ROBERT	USA	11.30
5 LOBMAN FRED	HOL	11.48
6 CROMBIE PETER	AUS	11.48
7 THIEL DANIEL P.	USA	11.51
8 AZUOGU MAC	USA	11.60

## HEATS

### M45 HEAT 1

1 DILLEN ALFONS	BEL	12.35
2 TURNER FRED	AUS	12.39
3 KUMANO MITSUO	JPN	12.88
4 NELLESEN JOHN (JACK)	USA	12.94
5 HARTMAN THOMAS J.	USA	13.03
6 LIN PAO-KUO	TPE	13.65
7 MILLER JEFF	USA	15.14

### HEAT 2

1 FOSTER IAN	GBR	11.55
2 DUNGAN PAUL	USA	11.76
3 KOCH FRANZ	SUI	12.09
4 BUSTAMANTE JUAN	USA	12.32
5 PINARD RON	USA	12.49
6 JOHNSON PHILIP	CAN	13.41
7 MAYNC PETER	USA	13.47

### HEAT 3

1 EDENS PAUL	USA	12.17
2 CLEMENS GRAHAM	AUS	12.21
3 TANCREDI DENNIS	USA	12.52
4 NAGY DR SANDOR	HUN	13.34
5 HITZEROTH LARRY	USA	14.04
6 BROWN DOUGLAS	USA	16.74

### HEAT 4

1 WISHART ROBERT	AUS	11.94
2 PETIT MAURICE	FRA	12.34
3 BONNEFOI MARCO	MEX	12.72
4 NITSCHKE PETER	FRG	12.99
5 BARTH WOLF-DIETER	FRG	13.04
6 JOHNSON CHARLES O	USA	14.01

### HEAT 5

1 TAMANI SAIMONI	USA	11.90
2 SHIOMITSU KATSUMARO	JPN	12.30
3 RIJKX WILLY	DEL	12.39
4 TOPLISS JOHN	GBR	12.50
5 TORQUATO EMIL	USA	13.16
6 SEERS BOB	AUS	13.34
7 ANKERS ROBERT	GBR	14.79
8 BALL JACK L.	USA	15.40

### HEAT 6

1 LITTLE FRANK	USA	11.74
2 VIEGAS PAULO VICENTE	BRA	11.88
3 RANDOLPH THOMAS	USA	12.12
4 GAILUS KLAUS	FRG	12.50
5 THIELMAN JOSEPH E.	USA	12.67
5 LOMAX JON	USA	12.67
7 LINZBICHLER HELMUT	AUT	13.44
8 ROBERTS RICHARD	CAN	14.35

### HEAT 7

1 BELL THADDEUS	USA	11.95
2 DUFFY DENNIS	USA	12.48
3 JENSEN RONALD	USA	12.58
4 SMITH BILL	USA	12.73
5 JUAREZ ANGULO DAVID	PER	13.11
6 HILLIE DOUGLAS	USA	13.61
7 SHAW RICHARD	AUS	13.76
8 PETING DONALD	USA	13.86

## SEMI FINALS

### M45 SEMI FINAL 1

1 LITTLE FRANK	USA	11.85
2 WISHART ROBERT	AUS	11.94
3 PETIT MAURICE	FRA	12.12
4 VIEGAS PAULO VICENTE	BRA	12.14
5 KOCH FRANZ	SUI	12.15
6 EDENS PAUL	USA	12.25
7 SHIOMITSU KATSUMARO	JPN	12.39

### SEMI FINAL 2

1 BELL THADDEUS	USA	11.63
2 FOSTER IAN	GBR	11.66
3 TAMANI SAIMONI	USA	11.92
4 DUNGAN PAUL	USA	12.01
5 BUSTAMANTE JUAN	USA	12.23
6 RANDOLPH THOMAS	USA	12.29
7 CLEMENS GRAHAM	AUS	12.31
8 DILLEN ALFONS	BEL	12.34

## FINAL

### M45

1 BELL THADDEUS	USA	11.49
2 FOSTER IAN	GBR	11.62
3 LITTLE FRANK	USA	11.66
4 DUNGAN PAUL	USA	11.81
5 WISHART ROBERT	AUS	11.92
6 VIEGAS PAULO VICENTE	BRA	11.93
7 PETIT MAURICE	FRA	12.26
TAMANI SAIMONI	USA	DNS

## HEATS

### M50 HEAT 1

1 ADAMSON MARTYN	USA	12.38
2 BUERGLER ALOIS	SUI	12.58
3 MEGERLE EBERHARD	FRG	12.97
4 HAENGGI EDUARD	SUI	13.15
5 HUGGINS GRAHAM	AUS	13.18
5 CLAMARAN-DANZELLE J	FRA	13.18
7 MEYER EGON	DEN	13.31
8 KAUFMAN ERICH A.	USA	14.05

### HEAT 2

1 LA TORRE GILBERT	USA	11.90
2 HELMINEN TORSTI	FIN	12.15
3 STEFFES JACKSON	USA	12.18
4 FAHRNHOLZ PETER	FRG	12.46
5 STOPOULOS PETER	USA	13.05
6 MC ELWAIN RICHARD	USA	13.54
7 TURNER ARTHUR	GBR	13.62
8 COTE MARCEL	USA	15.20

### HEAT 3

1 AUSTIN REGINALD	AUS	11.79
2 OETKEN PETER	FRG	12.36
3 MILLER ROBERT	USA	12.49
4 PAWLIK EMIL	USA	12.52
5 WRIGHT BRUCE	AUS	12.78
6 GARVEY NOEL	AUS	12.91
7 LEUALLEN HARRY	USA	13.10
8 SPENCE SYDNEY	GBR	14.17

### HEAT 4

1 DIAZ RUBEN	PUR	12.21
2 BURTON DAVID	GBR	12.27
3 COOGAN HUGH JOSEPH	AUS	12.45
4 WILLIAMS JAMES R.	AUS	12.49
5 WILD JUERGEN	FRG	13.36
6 HERMAN DANIEL	GBR	13.65
7 GOLLY BOB	USA	14.18
8 MATTHEWS JOHN	AUS	15.18

### HEAT 5

1 WILLIAMS PAUL L	USA	12.31
2 NODEN GRAEME	AUS	12.33
3 VALLES ARRIETA VICTOR	MEX	12.34
4 SPANEDDA GIUSEPPE	ITA	12.68
5 BRUCK ROGER-PAUL	GBR	13.11
6 STEVENS ALAN JAMES	AUS	13.29
7 LUENGEN JERRY	USA	13.99

## HEAT 6

1 MC PHAIL BRUCE	NZL	12.07
2 COLBERT LARRY	USA	12.33
3 KUNYOSHI SHINTOYO	JPN	12.73
4 FRASER MALCOLM	NZL	12.80
5 STEPAN PAUL	USA	13.50
6 BRUHIM ALOIS	SUI	13.52
7 MCLEOD ALBERT	USA	13.80
8 PENNY JOHN	NZL	14.10

## HEAT 7

1 DENNIS KEN	USA	12.24
2 SPER HANS JUERGEN	FRG	12.60
3 BUNTE HERMANN	FRG	12.79
4 GLASGOW RICHARD (DICK)	USA	12.94
5 PETTERSSON BENGT	SWE	13.28
6 HATTA TSUTOMU	JPN	13.65
7 SACKS MELVYN	USA	13.80
8 SHEPPARD COLIN	GBR	14.67

## HEAT 8

1 LO KAI-MING	USA	13.44
2 OGUNJIMI RAZAQ OLUWOLE	GRB	17.79

## SEMI FINALS

### M50 SEMI FINAL 1

1 LA TORRE GILBERT	USA	11.90
2 ADAMSON MARTYN	USA	11.97
3 HELMINEN TORSTI	FIN	11.99
4 BURTON DAVID	GBR	12.08
5 DIAZ RUBEN	PUR	12.10
6 VALLES ARRIETA VICTOR	MEX	12.31
7 NODEN GRAEME	AUS	12.50
8 FAHRNHOLZ PETER	FRG	13.12

### SEMI FINAL 2

1 AUSTIN REGINALD	AUS	11.76
2 MC PHAIL BRUCE	NZL	11.91
3 DENNIS KEN	USA	12.01
4 COLBERT LARRY	USA	12.19
5 WILLIAMS PAUL L	USA	12.26
6 STEFFES JACKSON	USA	12.42
7 OETKEN PETER	FRG	12.60
8 COOGAN HUGH JOSEPH	AUS	12.61

## FINAL

### M50

1 DENNIS KEN	USA	11.48
2 AUSTIN REGINALD	AUS	11.69
3 MC PHAIL BRUCE	NZL	11.97
4 ADAMSON MARTYN	USA	11.99
5 LA TORRE GILBERT	USA	12.13
6 HELMINEN TORSTI	FIN	12.20
7 BURTON DAVID	GBR	12.23
8 DIAZ RUBEN	PUR	12.32

## HEATS

### M55 HEAT 1

1 WILLIAMS CHARLES S.	GBR	12.63
2 LUO CHING-GUEY	TPE	12.72
3 DAehler RALPH	USA	13.12
4 WEISSCHER GERARD	HOL	13.47
5 LINDSAY RANDAL	USA	14.14

### HEAT 2

1 BOECKL RUDOLF	FRG	12.56
2 BROWN HARRY	USA	12.77
3 CHAKRABORTY ASHIM	IND	13.34
4 SWANSON THEODORE	USA	13.77
5 PERSSON BORIE	SWE	13.80
6 LUO PAN DER-GUEY	TPE	14.34
7 CAUDELL DAVID	USA	16.15

### HEAT 3

1 KEEGAN ROBERT	USA	12.61
2 UCHIDA TAMOTSU	JPN	13.01
3 FEASTER BOB	USA	13.16
4 SCHLEWITZ JAMES	USA	13.55
5 CLARK ALVIN	USA	13.72
6 MELENDEZ-DUKE RAFAEL	CAN	13.91
7 SETYABRATA SUGIRI	INA	14.61
8 CASTLE JACK	CAN	16.12

## HEAT 4

1 SPRINGBETT BRUCE	USA	12.35
2 NASRALLA TONY	JAM	12.65
3 DOBROVOLNY PIERRE	USA	12.85
4 RANTANEN PENTTI	FIN	12.93
5 CHEETHAM GEORGE EDWIN	GBR	13.05
6 COY JACK	USA	13.56
7 KENDRICK JOHN	USA	15.76

## HEAT 5

1 TAYLOR RONALD	GBR	12.35
2 TAMMENTO ANTERO	FIN	12.65
3 BROWN MATT	USA	12.85
4 POPPELL JOHN	USA	12.93
5 MELLETT ALAN	GBR	13.05
6 FISCHER JACK	USA	13.56
7 SPRAY CHARLES	USA	15.76



### 100 M DASH CONTINUED

**HEAT 2**

1 KLEINMANN EWALD	FRG	13.82
2 DELGADO FLORES H	PER	14.24
3 HIGUERA ROBERTO	MEX	14.69
4 GRANT JOHN	CAN	14.83
5 ARONSON GUSTAVE	USA	14.84
6 MAKITA KOICHI	JPN	15.45
7 OTA MASAHARU	JPN	16.11
8 OGUMA EIJI	JPN	19.88

**HEAT 3**

1 JOHNSTON MIKE	AUS	13.71
2 LACEY THOMAS (TOM)	USA	14.19
3 ROHENA DOMENECH DAVID	PUR	14.22
4 TAGGART CLAUDE	USA	14.55
5 RAMONDO DOMENICO	ITA	15.31
6 KESERKAR DASHARATHARAO-IND	IND	15.36
7 MC CARTHY JOHN J.	USA	15.92
8 NORDFELDT AKE	SWE	16.15

**HEAT 4**

1 O'CONNOR FRED	AUS	13.52
2 HISHON TOM	AUS	13.79
3 HARRIS OSCAR	USA	14.34
4 MOLINA JULIO	CHI	15.05
5 JOHNSON JIM K (JAMES)	USA	15.13
6 BOCSKAI LASZLO	HUN	15.36
7 CRANGLE EDWARD	GBR	17.01

**HEAT 5**

1 MURPHY TIM	USA	13.70
2 VALENTINE RUDOLPH	USA	13.96
3 GOLDSMITH MAX	USA	14.62
4 PIENKA PETER	CAN	14.85
5 ORR DOUG	AUS	15.05
6 CONNEALLY MICHAEL	IRL	16.39
7 SIMON GEORGE	USA	16.61
8 MCEVOY LEO	USA	17.70

**HEAT 6**

1 LARSEN MELVIN	USA	13.52
2 HERZER RICHARD	USA	14.03
3 THOMSON ANDREW	CAN	14.56
4 MADDEN JIM (MARTEN)	USA	14.92
5 BENNETT RICHARD	USA	16.10
6 BAKER ERIC PETER	NZL	17.04
7 WHIPPLE STAN	USA	19.93

### SEMI FINALS

**M65 SEMI FINAL 1**

1 LARSEN MELVIN	USA	13.40
2 JOHNSTON MIKE	AUS	13.59
3 KLEINMANN EWALD	FRG	13.69
4 LACEY THOMAS (TOM)	USA	13.79
5 VALENTINE RUDOLPH	USA	13.92
6 DELGADO FLORES H	PER	14.07
7 HARRIS OSCAR	USA	14.45
8 TAGGART CLAUDE	USA	14.56

**SEMI FINAL 2**

1 O'CONNOR FRED	AUS	13.47
2 MURPHY TIM	USA	13.50
3 HISHON TOM	AUS	13.72
4 BOWER RAYMOND	USA	13.78
5 HERZER RICHARD	USA	13.95
6 ROHENA DOMENECH DAVID	PUR	14.10
7 BRONSON WILLIAM	USA	14.11
8 AHRENKIEL RUDOLF	DEN	14.67

### FINAL

**M65**

1 KLEINMANN EWALD	FRG	13.52
2 MURPHY TIM	USA	13.52
3 O'CONNOR FRED	AUS	13.53
4 LARSEN MELVIN	USA	13.54
5 HISHON TOM	AUS	13.58
6 JOHNSTON MIKE	AUS	13.64
7 LACEY THOMAS (TOM)	USA	13.86
8 BOWER RAYMOND	USA	13.94

### HEATS

**M70 HEAT 1**

1 WEINACHT BILL	USA	13.90
2 MORALES WILLIAM	USA	14.86
3 WATANABE GENTARO	JPN	15.18
4 SEUBERLICH GUENTER	FRG	15.70
5 SORLIEN ROBERT (SPARKY)	USA	15.99
6 LEHIMAKI AATE	FIN	16.11
7 GUNDLACH ERNESTO	CHI	16.83
8 MC CONCHIE DOUGLAS	AUS	19.48

**HEAT 2**

1 MUEHLE FRITZ	FRG	14.15
2 COLLINS ANDY	USA	15.25
3 HULL DONALD	USA	15.62
4 WATSON LENARD	GBR	15.90
5 VOIGT GERHARD	FRG	15.92
6 KOPPINEN ILMARI	FIN	16.31
7 KELLNER WALTER	FRG	16.72

**HEAT 3**

1 JORDAN PAYTON	USA	13.28
2 BLOOMFIELD JEFF	USA	14.72
3 HEARD NATHANIEL	USA	15.06
4 FAIRBANK HENRY	USA	15.13
5 OATES CARL	USA	15.42
6 GONZALEZ RUSSY ARMANDO-URU	URU	15.93
7 FAIRBANK WILLIAM (BILL)	USA	17.08

### SEMI FINALS

**M70 SEMI FINAL 1**

1 WEINACHT BILL	USA	13.90
2 HEARD NATHANIEL	USA	14.81
3 WATANABE GENTARO	JPN	15.21
4 BLOOMFIELD JEFF	USA	15.32
5 OATES CARL	USA	15.35
6 SEUBERLICH GUENTER	FRG	16.01
7 VOIGT GERHARD	FRG	16.18
SORLIEN ROBERT (SPARKY)	USA	DNS

**SEMI FINAL 2**

1 JORDAN PAYTON	USA	13.31
2 MUEHLE FRITZ	FRG	14.11
3 MORALES WILLIAM	USA	14.91
4 COLLINS ANDY	USA	15.23
5 FAIRBANK HENRY	USA	15.43
6 HULL DONALD	USA	15.70
7 WATSON LENARD	GBR	16.72
GONZALEZ RUSSY ARMANDO-URU	URU	DNS

### FINAL

**M70**

1 JORDAN PAYTON	USA	13.28
2 WEINACHT BILL	USA	13.81
3 MUEHLE FRITZ	FRG	13.81
4 HEARD NATHANIEL	USA	14.54
5 BLOOMFIELD JEFF	USA	14.73
6 MORALES WILLIAM	USA	14.93
7 WATANABE GENTARO	JPN	15.09
8 COLLINS ANDY	USA	15.70

### HEATS

**M75 HEAT 1**

1 BRANDVOLD TORGEIR	NOR	15.88
2 MAHLO FRIEDRICH-ERNST	FRG	16.41
3 WHELAN PATRICK	IRL	16.91
4 KITAMURA MASARU	JPN	17.36
5 DIAZ SALOW C	CHI	17.69
6 BILEK KAMIL	TCH	17.81
7 HU WEI-I	TAI	19.83
8 JAI RAM SUD	IND	20.38

**HEAT 2**

1 GONZALEZ GILBERTO	USA	15.49
2 TATEISHI YUICHI	JPN	15.78
3 BOST EDWARD	USA	16.68
4 MORROW BERT	USA	17.01
5 OKADA YOSHIO	JPN	19.94

### FINAL

**M75**

1 TATEISHI YUICHI	JPN	15.30
2 BRANDVOLD TORGEIR	NOR	15.39
3 GONZALEZ GILBERTO	USA	15.42
4 MORROW BERT	USA	15.97
5 MAHLO FRIEDRICH-ERNST	FRG	16.16
6 BOST EDWARD	USA	16.84
7 WHELAN PATRICK	IRL	17.10
8 KITAMURA MASARU	JPN	17.23

### HEATS

**M80 HEAT 1**

1 FIKE BYRON	USA	17.07
2 SINGH GULAB	IND	17.13
3 YEH KIN-HOO	TPE	18.63
4 KAPADIA J A	IND	20.14
5 SIMPSON GEORGE	AUS	25.44

**HEAT 2**

1 GATHERCOLE H	AUS	15.91
2 SANO TOKUTARO	JPN	17.07
3 JIN KAMEO	JPN	18.08
4 KOGA GENCHO	JPN	19.16
5 THORNE LEWIS	USA	0.00

### FINAL

**M80**

1 GATHERCOLE H	AUS	15.63
2 SINGH GULAB	IND	16.47
3 FIKE BYRON	USA	16.52
4 SANO TOKUTARO	JPN	16.80
5 JIN KAMEO	JPN	17.47
6 YEH KIN-HOO	TPE	19.07
7 KOGA GENCHO	JPN	19.15
8 KAPADIA J A	IND	19.17

### FINAL

**M85**

1 BOOTH CHARLES	AUS	16.98
2 BOAS KONRAD	USA	18.91
3 PITCHER ARLING E.	USA	19.41
4 BENTON WILLARD	USA	23.13
5 KATAOKA SOJI	JPN	23.40




PHOTO BY JOHN GIUSTINA

### FINAL

**M90**

1 WANG CHING-CHANG	TPE	23.15
2 SALONEN MIKKO	FIN	28.41

### HEATS

**W35 HEAT 1**

1 OTTO GERALDINE	FRG	12.19
2 SULTER EMMA	FRA	12.27
3 FARSTER-GILKEY PENNY	USA	13.15
4 BLURTON BARBARA	GBR	13.32
5 MEHTA PROCHY	IND	13.71
6 KARLSSON MAJ BRITT	SWE	14.25

**HEAT 2**

1 APAYOU JACQUELINE	FRA	12.49
2 BOENICKE URSULA	SUI	13.03
3 SEELEY CATHERINE	USA	13.22
4 WILLS JEAN	GBR	13.38
5 ANDRES CHANTAL	FRA	13.39
6 SABERON AMELITA	PHI	14.11
7 RICHAUD CATHERINE	FRA	16.54

**HEAT 3**

1 ADAMS KAREN	AUS	12.51
2 MC ARDLE CHRISTINE ANNE	AUS	12.77
3 DRUMGOLE DONNIS	USA	12.86
4 THOMPSON IRENE	USA	13.17
5 BELLANGER ANNIE	FRA	13.50
6 VERZEELE ANITA	BEL	14.01
7 CARTER CHARLOTTE	USA	14.49
8 JACKSON LYNDA	GBR	15.20

**FINAL**

1 APAYOU JACQUELINE	FRA	12.65
2 ADAMS KAREN	AUS	12.78
3 OTTO GERALDINE	FRG	12.87
4 MC ARDLE CHRISTINE ANNE	AUS	12.98
5 SULTER EMMA	FRA	13.11
6 DRUMGOLE DONNIS	USA	13.20
7 BOENICKE URSULA	SUI	13.26
8 FARSTER-GILKEY PENNY	USA	13.43

### FINAL

**W35**

1 APAYOU JACQUELINE	FRA	12.65
2 ADAMS KAREN	AUS	12.78
3 OTTO GERALDINE	FRG	12.87
4 MC ARDLE CHRISTINE ANNE	AUS	12.98
5 SULTER EMMA	FRA	13.11
6 DRUMGOLE DONNIS	USA	13.20
7 BOENICKE URSULA	SUI	13.26
8 FARSTER-GILKEY PENNY	USA	13.43

### HEATS

**W40 HEAT 1**

1 PEREIRA DA SILVA S	BRA	12.81
2 KULSTAD INGER BEKKEN	NOR	13.09
3 BUCHMANN MARIKA	FRG	13.89
4 STEADMAN HELEN	AUS	14.56
5 WONG MEREDITH	AUS	14.92
6 CONTRERAS VALAZQUEZ G	MEX	17.00

**HEAT 2**

1 WALDIS BEATRICE	SUI	13.09
2 KEATING BETTY	USA	13.64
3 SONNI KALA	IND	14.24
4 DUNCAN PAMELA	CAN	14.60
5 CLAMARAN-DANZELLE E	FRA	15.18
6 SHANNON KANDY	USA	17.51
7 CALLANDER NONI	NZL	18.04

**HEAT 3**

1 RASCHKER PHIL	USA	13.10
2 BENZ MONIKA	SUI	13.23
3 DAEHLER-STETTLER M	SUI	13.47
4 MC DONALD ANNA	GBR	13.50
5 GILMORE HILARY	USA	13.76
6 ROBERTS CATHERINE	CAN	14.15
7 LINZBICHLER BRIGITTA	AUT	16.02

**HEAT 4**

1 DESMIER DANIELLE	FRA	13.10
2 VERNON JUDITH	GBR	13.47
3 HUNT PENNY	NZL	13.61
4 HEINRICH GERTRUDE	FRG	14.49
5 ALLISON MARGE	AUS	14.93
6 PINNA LUISA ANNA	ITA	15.26
7 MC CORMICK CAROLYN	USA	16.18

### SEMI FINALS

**W40 SEMI FINAL 1**

1 RASCHKER PHIL	USA	12.73
2 KULSTAD INGER BEKKEN	NOR	13.04
3 VERNON JUDITH	GBR	13.30
4 BENZ MONIKA	SUI	13.34
5 HUNT PENNY	NZL	13.47
6 GILMORE HILARY	USA	13.72
7 ROBERTS CATHERINE	CAN	14.13
HEINRICH GERTRUDE	FRG	DNS

**SEMI FINAL 2**

1 PEREIRA DA SILVA S	BRA	12.45
2 DESMIER DANIELLE	FRA	12.61
3 WALDIS BEATRICE	SUI	12.90
4 MC DONALD ANNA	GBR	13.22
5 DAEHLER-STETTLER M	SUI	13.29
6 KEATING BETTY	USA	13.40
7 BUCHMANN MARIKA	FRG	13.54
8 SONNI KALA	IND	13.83

**FINAL**

1 RASCHKER PHIL	USA	12.57
2 DESMIER DANIELLE	FRA	12.74
3 PEREIRA DA SILVA S	BRA	12.76
4 KULSTAD INGER BEKKEN	NOR	13.02
5 WALDIS BEATRICE	SUI	13.10
6 DAEHLER-STETTLER M	SUI	13.31
7 VERNON JUDITH	GBR	13.33
8 MC DONALD ANNA	GBR	13.35

### FINAL

**W40**

1 RASCHKER PHIL	USA	12.57
2 DESMIER DANIELLE	FRA	12.74
3 PEREIRA DA SILVA S	BRA	12.76
4 KULSTAD INGER BEKKEN	NOR	13.02
5 WALDIS BEATRICE	SUI	13.10
6 DAEHLER-STETTLER M	SUI	13.31
7 VERNON JUDITH	GBR	13.33
8 MC DONALD ANNA	GBR	13.35

### HEATS

**W45 HEAT 1**

1 ERIKSEN ANNE-KATHRIN	FRG	13.76
2 WANG CHEN YUEH-TZU	TPE	13.93
3 SEIBERT GERDA	FRG	13.94
4 NILSSON KERSTIN	SWE	14.82
5 HALL JUDY	AUS	15.58
6 DICK GRETCHEN	NZL	16.07

**HEAT 2**

1 GIROUARD MARGUERITA	FRA	13.91
2 MITCHELL MARILYN	USA	14.13
3 WARING CHRIS	NZL	14.48
4 GRUNERT INGELORE	FRG	15.06
5 PRESCOTT VALERIE HELEN	AUS	15.65
6 BOYCE GLYNN	AUS	16.32
7 HRUSKA GAIL	USA	17.85

**HEAT 3**

1 MCCLURG JAN	USA	13.64
2 BARNABAS GLORY	SIN	14.05
3 STAPELFELDT MENJA	DEN	14.17
4 PARRISH NOREEN	AUS	14.62
5 ROSENITSCH ANN MARIE	CAN	15.23
6 WESTBROOK SUZANNE	AUS	15.97
7 PARRY CORA	USA	18.01

**HEAT 4**

1 MATTELSON SILKE	FRG	13.19
2 KOSCHNITZKE KARIN	FRG	13.71
3 LANGE BRIGITTE	FRG	14.60
4 RIEGEL JUTTA	CAN	15.17
5 PAGE SUE M.	GBR	15.50
6 SCHLEWITZ ROSE	USA	16.62

### SEMI FINALS

**W45 SEMI FINAL 1**

1 MCCLURG JAN	USA	13.65
2 MITCHELL MARILYN	USA	13.87
3 ERIKSEN AN		

# 100 M DASH CONTINUED

## SEMI FINALS

### W50 SEMI FINAL 1

1 GORE UNA	GBR	13.43
2 WILLIAMS EVAUN	GBR	13.80
3 WHARTON THELMA	AUS	13.89
4 HORSNELL ANNETTE	AUS	14.00
5 FITZGERALD MARILYN	USA	14.22
6 HINTON LILY ISOBEL	NZL	14.82
7 DE LAVERGNE MARGUERITE	FRA	14.83
8 TANG WING MONICA	TRI	14.91

### SEMI FINAL 2

1 EY WENDY	AUS	13.17	WIND AIDED
2 REICHERT GERTI	FRG	13.73	WIND AIDED
3 SHERRARD CHERRIE	USA	13.75	WIND AIDED
4 SMITH PAT	HOL	14.32	WIND AIDED
5 DAVIS NANCY	USA	14.37	WIND AIDED
6 SEYMON GLORIA JOAN	AUS	14.56	WIND AIDED
7 STOCKHECKE INGRID	FRG	14.80	WIND AIDED
8 NAKAMURA KIMIKO	JPN	14.96	WIND AIDED

## FINAL

### W50

1 EY WENDY	AUS	13.66
2 GORE UNA	GBR	13.85
3 REICHERT GERTI	FRG	13.93
4 WHARTON THELMA	AUS	14.17
5 WILLIAMS EVAUN	GBR	14.31
6 SHERRARD CHERRIE	USA	14.39
7 HORSNELL ANNETTE	AUS	14.43
8 FITZGERALD MARILYN	USA	14.70

## HEATS

### W55 HEAT 1

1 PETERS MARGARET	NZL	14.66
1 SCHULZ-GARCIA JOSEFINA	VEN	14.66
3 SCHUMACHER EMI	FRG	14.86
4 KREISKOTT ROSEMARIE	FRG	15.41
5 AMMERMULLER NANCY JANE	USA	15.69
6 KUEHNE MAGDALENA	USA	15.76
7 GYLDENLEV JYTTE	DEN	16.11
8 MEADOWS BARBARA	USA	16.13

### HEAT 2

1 OBERA IRENE	USA	14.05
2 PRATTSCH HEIDI	FRG	14.55
3 LARSSON ASTA	SWE	14.82
4 VILPAS LEA	FIN	15.50
5 VOSBURGH BETTY	USA	16.30
6 VICTOR DAISY	IND	16.46
7 MOORE MARJ	USA	16.56

## FINAL

### W55

1 OBERA IRENE	USA	13.93
2 PETERS MARGARET	NZL	14.57
3 PRATTSCH HEIDI	FRG	14.67
4 SCHULZ-GARCIA JOSEFINA	VEN	14.72
5 SCHUMACHER EMI	FRG	14.87
6 LARSSON ASTA	SWE	14.96
7 KREISKOTT ROSEMARIE	FRG	15.43
8 VILPAS LEA	FIN	15.43



PHOTO BY JOHN GIUSTINA

## HEATS

### W60 HEAT 1

1 PETERSON PATRICIA	USA	16.00
2 MACKINNON MARGARET	AUS	16.29
3 PATTERSON MARY C.	USA	16.47
4 SURZA MARIA	ITA	16.61
5 NYGAARD JORUN	NOR	16.66
6 UDELL JEAN	USA	17.48
7 DIETDERICH SHIRLEY	USA	17.62
8 SULLIVAN JOSEPHINE	USA	17.92

### HEAT 2

1 PETERSON SHIRLEY NGRITA	NZL	14.88
2 GREEN JOYCE	AUS	16.07
3 PETLEY MARCIA	NZL	16.77
4 DARNALL HELEN	USA	16.85
5 LARRINAGA VILLA M	ESP	17.05
6 HVEEM KIRSTEN	NOR	17.25
7 KIEL IRENE	FRG	18.49
8 OGUMA RYOKO	JPN	22.62

## FINAL

### W60

1 PETERSON SHIRLEY NGRITA	NZL	14.57
2 PETERSON PATRICIA	USA	15.81
3 GREEN JOYCE	AUS	15.83
4 MACKINNON MARGARET	AUS	16.06
5 PATTERSON MARY C.	USA	16.40
6 NYGAARD JORUN	NOR	16.54
7 SURZA MARIA	ITA	16.67
8 PETLEY MARCIA	NZL	16.70

## HEATS

### W65 HEAT 1

1 DAVIDSON GWEN	AUS	16.03
2 WIXEY MARY	GBR	16.58
3 HAULE ELISABETH	FRG	17.04
4 HOGQVIST EILA	FIN	17.20
5 FAIRBANK MARTHA	USA	19.28
6 PEEBLES CAROL	USA	20.01
7 HANAKOVA MARIE	TCH	22.26

## HEAT 2

1 SCHNEIDERHAN PAULA	FRG	15.00	WIND AIDED
2 HOGAN AILEEN	AUS	15.77	WIND AIDED
3 MANGLER ANNA	FRG	15.95	WIND AIDED
4 TUINZING ELS	USA	17.30	WIND AIDED
5 GARCIA DE LIRES MARY	COL	17.95	WIND AIDED
6 LEIBY EDITH	USA	19.38	WIND AIDED
7 TAYLOR PEGGY	GBR	19.41	WIND AIDED
8 SMITH DIANA	USA	20.70	WIND AIDED

## FINAL

### W65

1 SCHNEIDERHAN PAULA	FRG	15.11
2 HOGAN AILEEN	AUS	15.89
3 DAVIDSON GWEN	AUS	15.98
4 MANGLER ANNA	FRG	16.07
5 WIXEY MARY	GBR	16.56
6 HOGQVIST EILA	FIN	17.25
7 HAULE ELISABETH	FRG	17.32
8 TUINZING ELS	USA	17.51

## FINAL

### W70

1 BINDER ANNA	FRG	18.74
2 SOLE ROSALINE	NZL	18.75
3 CRANE IRENE	USA	20.84
4 REILE ANNCHEN	FRG	20.95
5 MURNANE STELLA	AUS	22.13
6 REYES TATIANA	CHI	24.96

## FINAL

### W75

1 GELBRICH JOHANNA	FRG	18.46
2 CLARKE POLLY	USA	19.06
3 FRITH RUTH	AUS	19.36
4 JACKSON MARGARET L.	USA	21.29
5 JAMES BESS	USA	21.36
6 IZQUIERDO MARIA J	COL	21.88
7 MEHL PEARL	USA	22.07
8 GAONA JUDITH	COL	24.86
9 OHARE MABEL	USA	24.98

## FINAL

### W80

1 HIELSCHER BERTHA	FRG	20.93
2 SALISBURY MARILLA	USA	22.75

# 200 M DASH

## HEATS

### M40 HEAT 1

1 BELLMANN MANFRED	FRG	24.96
2 RIEDEL BERNHARD	FRG	25.40
3 GARDINER LARRY	CAN	25.42
4 VICKS JAMES AUSTIN	USA	25.71
5 AUGERI MICHAEL	USA	26.23
6 RUSSELL KENRICK	TRI	26.68
7 KEHOE MIKE	USA	28.09

### HEAT 2

1 CROMBIE PETER	AUS	23.57
2 LOBMAN FRED	HOL	23.89
3 ALTAHONA ATENCIO SERGIO	COL	25.00
4 SCHALLER JEFF T.	USA	25.33
5 ROSS ALLAN	USA	25.54
6 ELLIS SIMON	USA	26.03
7 LIM SEE WAH STOMPER	SIN	26.11
8 MC SWEENEY JAMES HUGH	IRL	26.47

### HEAT 3

1 HART EDWARD	USA	23.38
2 AZUOGU MAC	USA	23.57
3 BASURCO ANTON	ESP	24.35
4 PAIC' CEDO	HOL	25.18
5 PATTERSON GARY	USA	25.29
6 ABU SHAYBEH SHANAHAH M	PER	25.44
7 LIDDLE JOHN-LEWIS	GBR	27.39

### HEAT 4

1 BRANLE JEAN-MARIE	BEL	24.18
2 CASTILLE JR HERMAN	USA	24.29
3 CAMPBELL COLIN	GBR	24.57
4 BRAZ RUBENS CARDOSO E	BRA	26.17
5 SHEPARD ROSS	USA	29.99
6 LEWIS ROBERT	USA	30.87

### HEAT 5

1 BRINKER KENNETH	USA	23.89
2 ZIMMERMANN ROBERT	CAN	24.09
3 KNUEPPEL REINHARD	FRG	24.46
4 BRATCHNIKOV ALEXSANDR	URS	25.15
5 DOCKERY CHARLES	USA	26.19
6 SCHUBERT PHILIP	CAN	26.93
7 MINALY PASZTOR	HUN	28.68

### HEAT 6

1 MITCHELL ROBERT	USA	23.44
2 THIEL DANIEL P.	USA	23.69
3 JONES EDWARD	USA	24.65
4 GARLAND JOHN	CAN	24.91
5 ABDUL RAHMAN ABDULLAH	SIN	25.22
6 ANTERONEN RUSSELL	USA	26.12
7 WILSON L. PAUL	USA	28.73

### HEAT 7

1 RAY CLARENCE B.	USA	23.67
2 FISCHER URS	SUI	24.06
3 WOOLFOLK GERALD	USA	24.07
4 BARRATT GEOFFREY	GBR	24.85
5 BAIER BRUNO	SUI	25.56
6 PERRY JOE	USA	25.91
7 WILLIAMS DONALD	USA	27.35
8 PEGG JOHN	USA	28.60

## SEMI FINALS

### M40 SEMI FINAL 1

1 BRINKER KENNETH	USA	22.93
2 MITCHELL ROBERT	USA	22.96
3 THIEL DANIEL P.	USA	23.26
4 AZUOGU MAC	USA	23.31
5 WOOLFOLK GERALD	USA	24.06
6 BASURCO ANTON	ESP	24.11
7 BRANLE JEAN-MARIE	BEL	24.43
8 BELLMANN MANFRED	FRG	24.51

## SEMI FINAL 2

1 HART EDWARD	USA	22.84
2 RAY CLARENCE B.	USA	23.32
3 CROMBIE PETER	AUS	23.72
4 LOBMAN FRED	HOL	23.84
5 ZIMMERMANN ROBERT	CAN	23.93
6 KNUEPPEL REINHARD	FRG	24.25
7 FISCHER URS	SUI	24.45
8 CASTILLE JR HERMAN	USA	24.46

## FINAL

### M40

1 HART EDWARD	USA	21.74	WIND AIDED
2 RAY CLARENCE B.	USA	22.29	WIND AIDED
3 MITCHELL ROBERT	USA	22.34	WIND AIDED
4 BRINKER KENNETH	USA	22.55	WIND AIDED
5 THIEL DANIEL P.	USA	22.89	WIND AIDED
6 AZUOGU MAC	USA	22.98	WIND AIDED
7 CROMBIE PETER	AUS	23.01	WIND AIDED
8 LOBMAN FRED	HOL	23.22	WIND AIDED

## HEATS

### M45 HEAT 1

1 FOSTER IAN	GBR	24.10
2 BROOKS MEL	USA	24.37
3 KOCH FRANZ	SUI	25.04
4 BAHN ERIK ARNE	DEN	25.38
5 WATERS TONY	USA	26.98
6 PETING DONALD	USA	27.75
7 BONNEFOI MARCO	MEX	DISQ

### HEAT 2

1 BRILLARD PASCAL	FRA	24.56
2 CLEMENS GRAHAM	AUS	24.63
3 EDENS PAUL	USA	24.97
4 THIELMAN JOSEPH E.	USA	25.35
5 JENSEN RONALD	USA	25.38
6 VIEGAS PAULO VICENTE	BRA	26.78
7 KARBENS JACK	USA	28.06
8 BROWN DOUGLAS	USA	31.78

### HEAT 3

1 TAMANI SAIMONI	USA	24.61
2 DILLEN ALFONS	BEL	24.95
3 PUELLES SALINAS ROLANDO	CHI	25.11
4 TOPLISS JOHN	GBR	25.80
5 NITSCHKE PETER	FRG	26.29
6 SEERS BOB	AUS	26.80
7 LIN PAO-KUO	TPE	28.85
8 BISHOP ALAN	AUS	43.41

### HEAT 4

1 DUNGAN PAUL	USA	23.60
2 LITTLE FRANK	USA	24.55
3 HUGGINS JAMES	AUS	25.73
4 BUSTAMANTE JUAN	USA	26.14
5 NAGY DR SANDOR	HUN	27.31
6 COOPER JOHN HENRY	AUS	28.76
7 POWELL JOHN	CAN	28.96
8 EGTS DENNIS	USA	31.36

### HEAT 5

1 STEINMANN HEINZ	AUS	24.12
2 WISHART ROBERT	AUS	24.29
3 DUFFY DENNIS	USA	25.14
4 TRIGO ROBERT JOHN	USA	25.17
5 JOHNSON JOE A	USA	25.85
6 SHIOMITSU KATSUMARO	JPN	26.07
7 HILLIE DOUGLAS	USA	26.92

## HEAT 6

1 MORIOKA HAROLD ISAO	CAN	24.38
2 TURNER FRED	AUS	24.69
3 SOUTHERN LEE	CAN	24.73
4 GONZALEZ GARCIA MARIANO	ESP	25.90
5 KUMANO MITSUO	JPN	26.55
6 NELLESSEN JOHN (JACK)	USA	26.67
7 JUAREZ ANGULO DAVID	PER	26.93

## HEAT 7

1 BELL THADDEUS	USA	23.95
2 TURNER ROY SAMUEL	USA	24.76
3 RIJKX WILLY	BEL	24.90
4 GAILUS KLAUS	FRG	25.70
5 TORQUATO EMIL	USA	27.01
6 SHENK JOHN	USA	28.19
7 ROBERTS RICHARD	CAN	29.57

## SEMI FINALS

### M45 SEMI FINAL 1

1 BELL THADDEUS	USA	23.83
2 STEINMANN HEINZ	AUS	24.02
3 TAMANI SAIMONI	USA	24.10
4 BROOKS MEL	USA	24.37
5 TURNER FRED	AUS	24.41
6 TURNER ROY SAMUEL	USA	24.63
7 DILLEN ALFONS	BEL	24.94
LITTLE FRANK	USA	DNS

### SEMI FINAL 2

1 FOSTER IAN	GBR	23.63
2 DUNGAN PAUL	USA	23.65
3 MORIOKA HAROLD ISAO	CAN	23.79
4 BRILLARD PASCAL	FRA	24.18
5 WISHART ROBERT	AUS	24.20
6 CLEMENS GRAHAM	AUS	24.51
7 SOUTHERN LEE	CAN	24.73

## 200 M DASH CONTINUED

HEAT 5		
1 ADAMSON MARTYN	USA	24.24
2 HELMINEN TORSTI	FIN	25.16
3 COOGAN HUGH JOSEPH	AUS	25.48
4 KING STAN	USA	25.67
5 BRUCK ROGER-PAUL	GBR	25.98
6 MC ILWAINE BILL	CAN	26.18
7 LIEBERMAN DANIEL	USA	27.27
8 PASCOE JAMES	CAN	29.43

HEAT 6		
1 AUSTIN REGINALD	AUS	23.85
2 MC PHAIL BRUCE	NZL	24.34
3 KUNIYOSHI SHINTOYO	JPN	26.16
4 SPANEDDA GIUSEPPE	ITA	26.52
5 WOODRING TOM	USA	26.58
6 MARSCHER VADIM	URS	27.64
7 WILD JUERGEN	FRG	27.69
8 BRUNS FRED	USA	27.86

HEAT 7		
1 COLBERT LARRY	USA	24.42
2 NODEN GRAEME	AUS	25.53
3 MEGERLE EBERHARD	FRG	25.78
4 GLASGOW RICHARD (DICK)	USA	26.18
5 FAHRNHOLZ PETER	FRG	26.97
6 HAENGGI EDUARD	SUI	27.02
7 LO KAI-MING	USA	27.31
8 KAUFMAN ERICH A.	USA	29.36

HEAT 8		
1 DENNIS KEN	USA	25.19
2 MILLER ROBERT	USA	25.79
3 COZENS ROBERT S.	AUS	26.12
4 GARVEY NOEL	AUS	27.04
5 STEPHAN PAUL	USA	27.62
6 BROHOLT JOHN	NOR	27.97
7 SPENCE SYDNEY	GBR	29.36
8 ARNOLD EDWARD	USA	43.72

## SEMI FINALS

M50 SEMI FINAL 1		
1 ADAMSON MARTYN	USA	24.27
2 COLBERT LARRY	USA	24.47
3 DENNIS KEN	USA	25.18
4 DIAZ RUBEN	PUR	25.32
5 OETKEN PETER	FRG	25.42
6 NODEN GRAEME	AUS	25.66
7 KING STAN	USA	25.99
MILLER ROBERT	USA	DNS

SEMI FINAL 2		
1 AUSTIN REGINALD	AUS	23.64
2 MC PHAIL BRUCE	NZL	24.18
3 BURTON DAVID	GBR	24.31
4 HELMINEN TORSTI	FIN	25.13
5 LIDA BOB	USA	25.27
6 MEGERLE EBERHARD	FRG	25.65
7 COOGAN HUGH JOSEPH	AUS	25.70
WILLIAMS JAMES R.	AUS	DNS

## FINAL

M50		
1 AUSTIN REGINALD	AUS	22.88
	WIND AIDED	
2 DENNIS KEN	USA	23.81
	WIND AIDED	
3 ADAMSON MARTYN	USA	23.87
	WIND AIDED	
4 COLBERT LARRY	USA	23.97
	WIND AIDED	
5 MC PHAIL BRUCE	NZL	24.04
	WIND AIDED	
6 BURTON DAVID	GBR	24.05
	WIND AIDED	
7 LIDA BOB	USA	25.16
	WIND AIDED	
HELMINEN TORSTI	FIN	DNS

## HEATS

M55 HEAT 1		
1 HOFFMAN JOE	USA	26.34
2 POPPELL JOHN	USA	26.84
3 MATHER DAVID	AUS	27.69
4 COY JACK	USA	28.34
5 MEHMEDBASICH ENVER	USA	30.31
6 CAUDELL DAVID	USA	33.70
7 FESTA BILL	USA	37.42

HEAT 2		
1 HITT HAROLD	USA	27.04
2 UCHIDA TAMOTSU	JPN	27.33
3 CHAKRABORTY ASHIM	IND	27.84
4 ALTIERI GARCIA J	PUR	27.94
5 CLARK ALVIN	USA	28.17
6 SWANSON THEODORE	USA	28.67
7 MANOLOPOULOS ATHANASIOS	GRE	30.65
8 SETYABRATA SUGIRI	INA	30.82

HEAT 3		
1 RANTANEN PENTTI	FIN	26.33
2 BOECKL RUDOLF	FRG	26.46
3 NASRALLA TONY	JAM	26.92
4 RICE CHARLES	USA	28.43
5 NORMAN ROLF	SWE	29.42
6 CHAN MENG HUI	SIN	30.11
7 SPRAY CHARLES	USA	34.34

HEAT 4		
1 KEEGAN ROBERT	USA	26.51
2 SCHLEWITZ JAMES	USA	27.92
3 SOMEDA TADATOSHI	JPN	28.04
4 CHEETHAM GEORGE EDWIN	GBR	28.53
5 LINDSAY RANDAL	USA	29.66
6 HERNANDEZ FUENTES PABLO	MEX	30.78
CRUZ SERGIO	MEX	DNF

HEAT 5		
1 NEWTON MILTON	USA	25.56
2 BROWN HARRY	USA	26.18
3 WHITAKER KEITH M	GBR	26.57
4 MELLETT ALAN	GBR	26.60
5 DOBROVOLNY PIERRE	USA	28.12
6 LUO PAN DER-GUEY	TPE	30.38
7 ALEXANDER EDWIN	USA	30.41

HEAT 6		
1 TAMMENTO ANTERO	FIN	26.27
2 SPRINGBETT BRUCE	USA	26.65
3 FEASTER BOB	USA	27.16
4 SOLOMON ROBERT J.	AUS	27.31
5 SOBOLEWSKI ROBERT	USA	28.83
6 BOM JOSE	POR	29.79
7 CAULDWELL JOHN	USA	30.77

HEAT 7		
1 TAYLOR RONALD	GBR	25.61
2 DAHLER RALPH	USA	26.97
3 SJOGREN THEODORE	USA	27.06
4 LUO CHING-GUEY	TPE	27.12
5 SCHLERETHM FRITZ H.	USA	27.54
6 PERSSON BORIE	SWE	28.46
7 CASTLE JACK	CAN	33.78

## SEMI FINALS

M55 SEMI FINAL 1		
1 TAYLOR RONALD	GBR	25.02
2 HOFFMAN JOE	USA	25.95
3 TAMMENTO ANTERO	FIN	26.00
4 MELLETT ALAN	GBR	26.22
5 KEEGAN ROBERT	USA	26.28
6 DAHLER RALPH	USA	26.99
7 SJOGREN THEODORE	USA	27.24
POPPELL JOHN	USA	DNS




PHOTO BY DOUG NEWMAN

SEMI FINAL 2		
1 NEWTON MILTON	USA	25.71
2 BROWN HARRY	USA	25.84
3 RANTANEN PENTTI	FIN	26.08
4 HITT HAROLD	USA	26.21
5 BOECKL RUDOLF	FRG	26.45
6 NASRALLA TONY	JAM	27.50
7 WHITAKER KEITH M.	GBR	28.50
SPRINGBETT BRUCE	USA	DNS

## FINAL

M55		
1 TAYLOR RONALD	GBR	23.03
	WIND AIDED	
2 NEWTON MILTON	USA	24.71
	WIND AIDED	
3 HOFFMAN JOE	USA	25.20
	WIND AIDED	
4 BROWN HARRY	USA	25.43
	WIND AIDED	
5 TAMMENTO ANTERO	FIN	25.70
	WIND AIDED	
6 RANTANEN PENTTI	FIN	25.78
	WIND AIDED	
7 HITT HAROLD	USA	25.79
	WIND AIDED	
8 MELLETT ALAN	GBR	25.81
	WIND AIDED	

## HEATS

M60 HEAT 1		
1 CONSTANCE ZENO	TRI	26.17
2 SELZER WILHELM	FRG	26.23
3 STEVENS BERNARD	USA	26.82
4 KOMAZAKI MINORU	JPN	27.78
5 YAMAZAKI HIDEYA	JPN	27.91
6 ELLISON BILL	GBR	28.42
7 RIEGER BARTL	FRG	29.18

HEAT 2		
1 ANDERSON LAWRENCE	USA	27.47
2 IGRENYI FERENC	HUN	27.56
3 KENT LINDSAY	AUS	27.81
4 POSTLER KURT	AUS	30.48
5 CARTWRIGHT ROBERT	AUS	30.64
6 READ JOHN H.	USA	31.22

HEAT 3		
1 PIRIE MALCOLM	AUS	26.87
2 HARTE GENE	USA	27.04
3 COWLER JOHN	IRL	27.68
4 BETTS JR. WALTER	USA	30.04
5 LATORRE BARCELO A	CHI	31.96
6 BABINI SAVIO	ITA	32.61
7 SCHUMACHER HEINZ	FRG	33.66
8 MASCRINHOS CESARIO	MAL	36.27

HEAT 4		
1 ALBURY, JR. GORDON M.	USA	26.67
2 WADA OSAMU	BRA	27.35
3 MCPHERSON CLIFFORD	GUY	27.64
4 HOILO SVEIN	NOR	28.15
5 MANOUGIAN EDWARD	USA	28.57
6 THOMPSON STAFFORD	USA	29.37
7 MORROW BILL	GBR	32.34

HEAT 5		
1 MIRKES PETER	FRG	25.97
2 LAW JIM	USA	26.01
3 SOCHOR CHARLES	USA	27.16
4 GREEN HAROLD	USA	27.82
5 BYGGMASTAR KURT	FIN	30.72
6 GORDON WALLY	CAN	31.11
REGIER VERNON	USA	DNS

## SEMI FINALS

M60 SEMI FINAL 1		
1 LAW JIM	USA	26.14
2 SELZER WILHELM	FRG	26.41
3 STEVENS BERNARD	USA	27.00
4 HARTE GENE	USA	27.15
5 WADA OSAMU	BRA	27.32
6 IGRENYI FERENC	HUN	27.57
7 COWLER JOHN	IRL	27.98
KENT LINDSAY	AUS	DNF

SEMI FINAL 2		
1 MIRKES PETER	FRG	26.29
2 PIRIE MALCOLM	AUS	26.30
3 ALBURY, JR. GORDON M.	USA	26.44
4 SOCHOR CHARLES	USA	17.25
5 ANDERSON LAWRENCE	USA	27.36
6 MCPHERSON CLIFFORD	GUY	27.88
7 KOMAZAKI MINORU	JPN	28.17

## FINAL

M60		
1 LAW JIM	USA	25.41
	WIND AIDED	
2 PIRIE MALCOLM	AUS	25.73
	WIND AIDED	
3 ALBURY JR. GORDON M.	USA	25.73
	WIND AIDED	
4 SOCHOR CHARLES	USA	26.15
	WIND AIDED	
5 STEVENS BERNARD	USA	26.26
	WIND AIDED	
6 HARTE GENE	USA	26.59
	WIND AIDED	
MIRKES PETER	FRG	DNS
SELZER WILHELM	FRG	DNS

## HEATS

M65 HEAT 1		
1 KLEINMANN EWALD	FRG	27.94
2 HISHON TOM	AUS	29.12
3 HIGUERA ROBERTO	MEX	29.99
4 AHRENKIEL RUDOLF	DEN	30.31
5 ARONSON GUSTAVE	USA	30.53
6 MUNN PHILIP	GBR	30.70
7 CONNEALLY MICHAEL	IRL	32.24
8 KESERKAR DASHARATHARAO	IND	32.38

HEAT 2		
1 JOHNSTON MIKE	AUS	27.76
2 VALENTINE RUDOLPH	USA	29.39
3 DELGADO FLORES H	PER	29.65
4 MIHALY TIBOR	HUN	29.66
5 BRONSON WILLIAM	USA	29.71
6 BOCSKAI LASZLO	HUN	31.52
7 MAKITA KOICHI	JPN	31.92
8 RUSSELL LOWELL	USA	37.88

HEAT 3		
1 O'CONNOR FRED	AUS	28.11
2 BOWER RAYMOND	USA	28.93
3 HARRIS OSCAR	USA	29.74
4 THOMSON ANDREW	CAN	29.83
5 MATOBA YOSHIO	JPN	30.23
6 JOHNSON ALBERT	USA	30.48
7 TAGGART CLAUDE	USA	30.54

HEAT 4		
1 HERZER RICHARD	USA	28.84
2 LACEY THOMAS (TOM)	USA	29.47
3 TAIMINEN LASSE	FIN	29.69
4 DARROT PIERRE	FRA	29.88
5 ROHENA DOMENECH DAVID	PUR	30.17
6 MILLER THOMAS	USA	31.64
7 HUTCHESON CAMERON	USA	36.52

HEAT 5		
1 MURPHY TIM	USA	28.49
2 LARSEN MELVIN	USA	28.75
3 ALEXANDER JOHN	USA	28.82
4 BRADD GLENN	USA	30.41
5 ORR DOUG	AUS	30.79
6 MC CARTHY JOHN J.	USA	32.55
7 GRAMONDO DOMENICO	ITA	32.78

## SEMI FINALS

M65 SEMI FINAL 1		
1 MURPHY TIM	USA	27.98
2 KLEINMANN EWALD	FRG	27.99
3 BOWER RAYMOND	USA	28.96
4 TAIMINEN LASSE	FIN	29.41
5 DELGADO FLORES H	PER	30.13
6 HARRIS OSCAR	USA	30.45
VALENTINE RUDOLPH	USA	DNS
ALEXANDER JOHN	USA	DNS

SEMI FINAL 2		
1 JOHNSTON MIKE	AUS	27.58
2 O'CONNOR FRED	AUS	27.66
3 HISHON TOM	AUS	27.99
4 LARSEN MELVIN	USA	28.31
5 HERZER RICHARD	USA	28.43
6 LACEY THOMAS (TOM)	USA	28.90
7 BRONSON WILLIAM	USA	29.84
8 MIHALY TIBOR	HUN	30.79

## FINAL

M65		
1 O'CONNOR FRED	AUS	27.33
	WIND AIDED	
2 LARSEN MELVIN	USA	27.41
	WIND AIDED	
3 MURPHY TIM	USA	27.48
	WIND AIDED	
4 HISHON TOM	AUS	27.62
	WIND AIDED	
5 KLEINMANN EWALD	FRG	27.64
	WIND AIDED	
6 HERZER RICHARD	USA	28.06
	WIND AIDED	
7 JOHNSTON MIKE	AUS	28.28
	WIND AIDED	
8 LACEY THOMAS (TOM)	USA	28.30
	WIND AIDED	

## HEATS

M70 HEAT 1		
1 BLOOMFIELD JEFF	USA	30.18
2 HEARD NATHANIEL	USA	31.80
3 WATSON LENARD	GBR	32.56
4 GONZALEZ RUSSY ARMANDO	URU	32.57
5 OATES CARL	USA	32.68
6 SEUBERLICH GUENTER	FRG	33.55

HEAT 2		
1 WATANABE GENTARO	JPN	30.22
2 GUIDET ALFRED V	USA	30.26
3 HULL DONALD	USA	31

**200 M DASH CONTINUED**

**FINAL**

**M75**

1 GONZALEZ GILBERTO	USA	31.69
	WIND AIDED	
2 TATEISHI YUICHI	JPN	32.16
	WIND AIDED	
3 LIGHTFOOT MILO W.	USA	32.47
	WIND AIDED	
4 MAHLO FRIEDRICH-ERNST	FRG	32.78
	WIND AIDED	
5 BOST EDWARD	USA	33.33
	WIND AIDED	
6 PFANZELT EDUARD	FRG	34.79
	WIND AIDED	
7 BENNETT EMMETT	USA	35.19
	WIND AIDED	
8 WHELAN PATRICK	IRL	35.48
	WIND AIDED	

**FINAL**

**M80**

1 GATHERCOLE H	AUS	32.32
	WIND AIDED	
2 FIKE BYRON	USA	34.82
	WIND AIDED	
3 SANO TOKUTARO	JPN	35.91
	WIND AIDED	
4 JIN KAMEO	JPN	36.74
	WIND AIDED	
5 KOGA GENCHO	JPN	39.95
	WIND AIDED	
6 KAPADIA J A	IND	42.48
	WIND AIDED	
7 SIMPSON GEORGE	AUS	52.43
	WIND AIDED	

**FINAL**

**M85**

1 BOOTH CHARLES	AUS	39.54
2 BOAS KONRAD	USA	40.29
3 PITCHER ARLING E	USA	42.93
4 BENTON WILLARD	USA	49.05

**FINAL**

**M90**

1 WANG CHING-CHANG	TPE	52.21
2 KIRK HERBERT S.	USA	52.33

**HEATS**

**W35 HEAT 1**

1 BOENICKE URSULA	SUI	27.00
2 FARSTER-GILKEY PENNY	USA	27.36
3 BELLANGER ANNIE	FRA	27.83

**HEAT 2**

1 APAYOU JACQUELINE	FRA	26.74
2 SEELEY CATHERINE	USA	27.10
3 MEHTA PROCHY	IND	29.14

**HEAT 3**

1 OTTO GERALDINE	FRG	26.77
2 ANDRES CHANTAL	FRA	27.57
3 BLURTON BARBARA	GBR	27.68
4 THOMPSON IRENE	USA	28.13

**HEAT 4**

1 MC ARDLE CHRISTINE ANNE	AUS	26.39
2 BERG MARY ANN	USA	27.39
3 VERZEELE ANITA	BEL	29.26
4 MANLEY JACQUELINE	USA	29.93

**HEAT 5**

1 ADAMS KAREN	AUS	26.31
2 DRUMGOLE DONNIS	USA	27.88
3 KARLSSON MAJ BRITT	SWE	29.39

**FINAL**

**W35**

1 APAYOU JACQUELINE	FRA	25.32
2 MC ARDLE CHRISTINE ANNE	AUS	25.55
3 ADAMS KAREN	AUS	25.83
4 OTTO GERALDINE	FRG	26.07
5 BOENICKE URSULA	SUI	26.42
6 SEELEY CATHERINE	USA	26.57
7 FARSTER-GILKEY PENNY	USA	26.73
8 BERG MARY ANN	USA	26.81

**HEATS**

**W40 HEAT 1**

1 VERNON JUDITH	GBR	27.71
2 GILMORE HILARY	USA	27.79
3 HUNT PENNY	NZL	28.14
4 DOUGLAS AVRIL	CAN	29.05
5 WONG MEREDITH	AUS	30.02
6 HUDDLESTON SHARON	USA	32.26

**HEAT 2**

1 WALDIS BEATRICE	SUI	27.00
2 MC DONALD ANNA	GBR	27.38
3 BUCHMANN MARIKA	FRG	28.31
4 STEADMAN HELEN	AUS	28.41
5 GLASS LATANYA	USA	31.36
6 CONTRERAS VALAZQUEZ G	MEX	37.22

**HEAT 3**

1 DAEHLER-STETTNER M	SUI	27.65
2 DESMIER DANIELLE	FRA	27.65
3 KEATING BETTY	USA	28.49
4 ROBERTS CATHERINE	CAN	28.92
5 DUNCAN PAMELA	CAN	30.36
6 PINNA LUISA ANNA	ITA	31.74
7 SHANNON KANDY	USA	36.34

**HEAT 4**

1 RASCHKER PHIL	USA	26.60
2 KULSTAD INGER BEKKEN	NOR	26.92
3 BENZ MONIKA	SUI	28.17
4 HUEY LYNDA	USA	29.63
5 BEHRENS MARTIE	USA	30.29
6 ALKANA JAYNE	USA	32.79
7 NAVARRO MIRELLA	CHI	34.30

**SEMI FINALS**

**W40 SEMI FINAL 1**

1 DESMIER DANIELLE	FRA	26.51
2 KULSTAD INGER BEKKEN	NOR	26.76
3 MC DONALD ANNA	GBR	27.12
4 GILMORE HILARY	USA	28.15
5 HUEY LYNDA	USA	30.10
6 STEADMAN HELEN	AUS	DNS

**SEMI FINAL 2**

1 WALDIS BEATRICE	SUI	26.72
2 DAEHLER-STETTNER M	SUI	27.62
3 VERNON JUDITH	GBR	27.70
4 BUCHMANN MARIKA	FRG	28.21
5 DOUGLAS AVRIL	CAN	28.40

**SEMI FINAL 3**

1 RASCHKER PHIL	USA	26.45
2 HUNT PENNY	NZL	27.97
3 BENZ MONIKA	SUI	28.06
4 KEATING BETTY	USA	28.66
5 ROBERTS CATHERINE	CAN	29.27

**FINAL**

**W40**

1 RASCHKER PHIL	USA	24.84
2 DESMIER DANIELLE	FRA	25.75
3 WALDIS BEATRICE	SUI	25.88
4 KULSTAD INGER BEKKEN	NOR	26.15
5 MC DONALD ANNA	GBR	26.76
6 DAEHLER-STETTNER M	SUI	26.89
7 VERNON JUDITH	GBR	27.25
8 HUNT PENNY	NZL	27.36

**HEATS**

**W45 HEAT 1**

1 BARNABAS GLORY	SIN	28.94
2 MEGERLE RENATE	FRG	29.29
3 MACDONALD JOY	USA	29.92
4 RIEGEL JUTTA	CAN	32.20
5 DICK GRETCHEN	NZL	33.30
6 SHERMAN JANET	USA	33.87

**HEAT 2**

1 MATTELSON SILKE	FRG	27.50
2 WANG CHEN YUEH-TZU	TPE	28.96
3 ERIKSEN ANNE-KATHRIN	FRG	29.05
4 ROSENITSCH ANN MARIE	CAN	30.62
5 NILSSON KERSTIN	SWE	31.05
6 HALL JUDY	AUS	33.21

**HEAT 3**

1 STAPELFELDT MENJA	DEN	28.21
2 MCCLURG JAN	USA	28.75
3 SEIBERT GERDA	FRG	29.16
4 WARING CHRIS	NZL	29.48
5 PIRESFERREIRA MARTA	CAN	30.28
6 PRESCOTT VALERIE HELEN	AUS	31.75
7 PAGE SUE M.	GBR	32.58

**HEAT 4**

1 GIROUARD MARGUERITA	FRA	28.23
2 MITCHELL MARILYN	USA	29.02
3 MCNAB PATRICIA	GBR	29.41
4 PARRISH NOREEN	AUS	29.67
5 WESTBROOK SUZANNE	AUS	32.54
6 PRIMMER CATHY	USA	33.09

**HEAT 5**

1 KOSCHNITZKE KARIN	FRG	27.92
2 HOLLAND KATHLEEN	AUS	28.38
3 GRAFF EDITH	BEL	28.99
4 WALE ELISE M	NOR	29.63
5 DRAPER ANNE	USA	31.95
6 BOYCE GLYNN	AUS	33.98
7 SCHLEWITZ ROSE	USA	34.45

**SEMI FINALS**

**W45 SEMI FINAL 1**

1 KOSCHNITZKE KARIN	FRG	27.63
2 GIROUARD MARGUERITA	FRA	28.08
3 MCCLURG JAN	USA	28.37
4 WANG CHEN YUEH-TZU	TPE	29.03
5 SEIBERT GERDA	FRG	29.48
6 WALE ELISE M	NOR	29.63

**SEMI FINAL 2**

1 MATTELSON SILKE	FRG	27.49
2 STAPELFELDT MENJA	DEN	27.78
3 HOLLAND KATHLEEN	AUS	28.28
4 BARNABAS GLORY	SIN	28.97
5 ERIKSEN ANNE-KATHRIN	FRG	29.05
6 WARING CHRIS	NZL	29.36

**SEMI FINAL 3**

1 GRAFF EDITH	BEL	28.76
2 MCNAB PATRICIA	GBR	28.94
3 MITCHELL MARILYN	USA	29.07
MEGERLE RENATE	FRG	DNF

**FINAL**

**W45**

1 MATTELSON SILKE	FRG	26.53
2 KOSCHNITZKE KARIN	FRG	27.07
3 GIROUARD MARGUERITA	FRA	27.67
4 HOLLAND KATHLEEN	AUS	27.82
5 MCCLURG JAN	USA	28.15
6 MCNAB PATRICIA	GBR	28.35
7 STAPELFELDT MENJA	DEN	28.56
8 GRAFF EDITH	BEL	28.59

**HEATS**

**W50 HEAT 1**

1 REICHERT GERTI	FRG	29.02
2 TANG WING MONICA	TRI	30.75
3 KNAUTH HELLA	FRG	31.89
4 O'DONOVAN AGNES	NZL	32.56
5 KEA ESSIE	USA	33.39
6 CHAMPION SHEILA	IRL	37.80

**HEAT 2**

1 GORE UNA	GBR	28.93
2 FITZGERALD MARILYN	USA	30.00
3 STOCKHECKE INGRID	FRG	30.92
4 HINTON LILY ISOBEL	NZL	31.99
5 OLSEN TOVE	NOR	35.51
6 CHAO CHIN-CHU	TPE	36.97

**HEAT 3**

1 SMITH PAT	HOL	29.05
2 DE LAVERGNE MARGUERITE	FRA	30.72
3 WOODMAN LORRAINE	AUS	31.30
4 NILSSON ASTRID	SWE	32.39
5 THIELMAN MEREDITH	USA	34.22
6 MC CASLIN GINA	CAN	35.48

**HEAT 4**

1 EY WENDY	AUS	28.52
2 WHARTON THELMA	AUS	29.15
3 WILLIAMS EVAUN	GBR	29.55
4 HORSNELL ANNETTE	AUS	30.16
5 SEYMON GLORIA JOAN	AUS	30.58
6 NAKAMURA KIMIKO	JPN	31.30
7 DAVIS NANCY	USA	31.86

**SEMI FINALS**

**W50 SEMI FINAL 1**

1 SEYMON GLORIA JOAN	AUS	30.44
2 DE LAVERGNE MARGUERITE	FRA	30.84
3 NAKAMURA KIMIKO	JPN	31.04
4 WOODMAN LORRAINE	AUS	32.00

**SEMI FINAL 2**

1 GORE UNA	GBR	29.02
2 SMITH PAT	HOL	29.34
3 WILLIAMS EVAUN	GBR	29.84
4 HORSNELL ANNETTE	AUS	30.36
5 STOCKHECKE INGRID	FRG	31.61
6 KNAUTH HELLA	FRG	33.32

**SEMI FINAL 3**

1 EY WENDY	AUS	28.67
2 REICHERT GERTI	FRG	29.14
3 WHARTON THELMA	AUS	29.63
4 FITZGERALD MARILYN	USA	30.46
5 TANG WING MONICA	TRI	31.04
6 DAVIS NANCY	USA	31.93

**FINAL**

**W50**

1 GORE UNA	GBR	27.93
2 REICHERT GERTI	FRG	28.30
3 SMITH PAT	HOL	28.60
4 WILLIAMS EVAUN	GBR	28.78
5 WHARTON THELMA	AUS	28.82
6 HORSNELL ANNETTE	AUS	29.21
7 SEYMON GLORIA JOAN	AUS	30.40
EY WENDY	AUS	DNF

**HEATS**

**W55 HEAT 1**

1 PETERS MARGARET	NZL	30.60
2 PRATSCH HEIDI	FRG	31.08
3 MEADOWS BARBARA	USA	32.83
4 SJOGREN ELIZABETH	USA	39.61

**HEAT 2**

1 SCHUMACHER EMI	FRG	31.68
2 VILPAS LEA	FIN	32.26
3 AMMERMULLER NANCY	USA	33.71
4 KUEHNE MAGDALENA	USA	35.02
5 MOORE MARJ	USA	37.40

**HEAT 3**

1 OBERA IRENE	USA	29.86
2 SCHULZ-GARCIA JOSEFINA	VEN	31.19
3 LARSSON ASTA	SWE	31.48
4 VOSBURGH BETTY	USA	34.18

**FINAL**

**W55**

1 OBERA IRENE	USA	28.48
2 PETERS MARGARET	NZL	29.52
3 SCHULZ-GARCIA JOSEFINA	VEN	29.80
4 PRATSCH HEIDI	FRG	30.24
5 SCHUMACHER EMI	FRG	30.32
6 VILPAS LEA	FIN	31.87
7 MEADOWS BARBARA	USA	32.00
LARSSON ASTA	SWE	DNS

**HEATS**

**W60 HEAT 1**

1 PETERSON PATRICIA	USA	34.01
2 PATTERSON MARY C.	USA	35.02
3 LARRINAGA VILLA M	ESP	37.32
4 UDELL JEAN	USA	39.15
5 ALVES LEITE MARIA	BRA	39.90

**HEAT 2**

1 GREEN JOYCE	AUS	33.82
2 PETERSON SHIRLEY	NZL	34.06
3 D		

## 200 M DASH CONTINUED

### HEAT 3

1 SCHNEIDERHAN PAULA	FRG	32.82
2 MANDLER ANNA	FRG	33.65
3 ADAMS LOUISE	USA	40.39
4 FAIRBANK MARTHA	USA	41.42
5 STOVER MARIE	USA	48.21

### FINAL

#### W65

1 SCHNEIDERHAN PAULA	FRG	31.65
2 DAVIDSON GWEN	AUS	32.22
3 MANDLER ANNA	FRG	32.36
4 HOGAN AILEEN	AUS	32.90
5 HAULE ELISABETH	FRG	35.10
6 HOGQVIST EILA	FIN	35.91
7 TUINZING ELS	USA	36.67
8 GARCIA DE LIRES MARY	COL	38.87

### FINAL

#### W70

1 STAFFORD MARIE	USA	38.54
2 SOLE ROSALINE	NZL	40.33

### FINAL

#### W75

1 GELBRICH JOHANNA	FRG	38.65
2 CLARKE POLLY	USA	41.12
3 SAUMIER ISOBEL	CAN	42.10
4 JAMES BESS	USA	44.03
5 IZQUIERDO MARIA J	COL	44.35
6 JACKSON MARGARET L.	USA	44.65
7 MEHL PEARL	USA	46.52
8 GAONA JUDITH	COL	53.10

### FINAL

#### W80

1 HIELSCHER BERTHA	FRG	45.27
2 SALISBURY MARILLA	USA	73.28

## 400 M DASH

### HEATS

#### M40 HEAT 1

1 CROMBIE PETER	AUS	52.81
2 ZIMMERMANN ROBERT	CAN	53.57
3 O'NEIL PETER	USA	56.53
4 TURNBULL ANTHONY	AUS	56.78
5 ARCHER JIM	USA	58.98
6 SCHUBERT PHILIP	CAN	1:01.07
7 MC MULLEN TIM	USA	1:03.74

#### HEAT 2

1 COWLEY DAVID	GBR	51.47
2 CHARLTON JOHN	GBR	53.12
3 CAMPBELL COLIN	GBR	53.47
4 PERRY JOE	USA	56.74
5 LEWIS ROBERT	USA	57.39
6 FREDRICKSON CARL	USA	59.25
7 PATHAK VISHWAMATH	IND	1:02.74

#### HEAT 3

1 BRINKER KENNETH	USA	50.91
2 STCHERBINA BORIS	AUS	51.20
3 ATKINS KEVIN	AUS	55.08
4 PATTERSON GARY	USA	56.13
5 BRAZ RUBENS CARDOSO	BRA	56.47
6 FRACCHIA GIORGIO	ITA	1:00.02
7 COLONNA JEROME	USA	1:01.14

#### HEAT 4

1 DUFFY LESLIE	GBR	52.56
2 LACOME CHRISTIAN	FRA	52.76
3 ALTAHONA ATENCIO	COL	54.62
4 EL MEHDAOUI ABDELKRIM	ALG	55.62
5 ADACHI KIMIO	JPN	56.91
6 O'DONNELL BARRY	USA	1:01.47
7 BINDER MARC	USA	1:03.24



PHOTO BY JOHN GIUSTINA

### HEAT 5

1 THIEL DANIEL P.	USA	52.74
2 PAIC' CEDO	HOL	54.42
3 PUTKINEN SEppo	FIN	54.45
4 SPENCER DOUGLAS	USA	54.68
5 RODENBECK LARRY	USA	57.72
6 LULICH FRANK	USA	58.93
7 SCHLUDERMANN PETER	CAN	1:01.17
8 PADILLA MERCHANT J	MEX	1:01.63

### HEAT 6

1 MADDEN PAUL	GBR	54.36
2 JONES SYLVESTER	USA	54.46
3 GARDINER LARRY	CAN	55.19
4 WATSON MARTIN	GBR	55.25
5 DURANT JERRY	USA	1:00.87
6 AUGERI MICHAEL	USA	1:01.50
7 KEHOE MIKE	USA	1:02.95
8 WILSON BILL	USA	1:04.24

### HEAT 7

1 BROWNE PETER	GBR	52.81
2 FORD GRAHAM	AUS	54.52
3 GARLAND JOHN	CAN	54.66
4 JAHN RADOSLAV	TCH	55.83
5 VICKS JAMES AUSTIN	USA	55.86
6 MOON DANNY	USA	57.11
7 BONACCORSO FRANK	USA	59.12
8 CAVAN JOE	USA	1:01.85

### HEAT 8

1 WHITLEY STAN	USA	51.42
2 TUCKER RICHARD	USA	51.68
3 TUCKER RAYMOND	CAN	52.89
4 PEEL GEOFFREY	GBR	53.57
5 WILSON L. PAUL	USA	1:02.86
6 MAWHIRTER NED	USA	1:06.45

### HEAT 9

1 KING JAMES	USA	52.05
2 CASTILLE, JR HERMAN	USA	53.45
3 DUQUE GIL JAIRO EDUARDO	COL	53.46
4 HINRICHSEN KLAUS	FRG	56.11
5 POREL MONORANJAN	IND	56.83
6 ELLIS SIMON	USA	57.10
7 PORTCH CHRISTOPHER	GBR	59.38
8 LIDDLE JOHN-LEWIS	GBR	1:01.68

### SEMI FINALS

#### M40 SEMI FINAL 1

1 KING JAMES	USA	48.92
2 WHITLEY STAN	USA	49.36
3 DUQUE GIL JAIRO EDUARDO	COL	51.99
4 TUCKER RAYMOND	CAN	52.87
5 LACOME CHRISTIAN	FRA	53.30
6 ALTAHONA ATENCIO	COL	53.98
7 PEEL GEOFFREY	GBR	54.27
PUTKINEN SEppo	FIN	DNS

#### SEMI FINAL 2

1 BROWNE PETER	GBR	50.71
2 THIEL DANIEL P.	USA	51.43
3 TUCKER RICHARD	USA	52.00
4 ZIMMERMANN ROBERT	CAN	52.05
5 CASTILLE, JR HERMAN	USA	52.81
6 PAIC' CEDO	HOL	55.01
STCHERBINA BORIS	AUS	DNS
FORD GRAHAM	AUS	DNS

#### SEMI FINAL 3

1 COWLEY DAVID	GBR	50.49
2 BRINKER KENNETH	USA	50.93
3 CROMBIE PETER	AUS	51.32
4 DUFFY LESLIE	GBR	52.34
5 CHARLTON JOHN	GBR	52.77
6 JONES SYLVESTER	USA	53.29
7 MADDEN PAUL	GBR	53.32
CAMPBELL COLIN	GBR	DNS

### FINAL

#### M40

1 KING JAMES	USA	48.44
2 WHITLEY STAN	USA	48.87
3 COWLEY DAVID	GBR	50.22
4 BRINKER KENNETH	USA	50.22
5 BROWNE PETER	GBR	50.92
6 CROMBIE PETER	AUS	51.49
7 THIEL DANIEL P.	USA	52.60
8 DUQUE GIL JAIRO EDUARDO	COL	52.69

### HEATS

#### M45 HEAT 1

1 PUELLES SALINAS	CHI	54.69
1 TURNER ROY SAMUEL	USA	54.69
3 TANCREDI DENNIS	USA	55.62
4 UNDERWOOD JAN	USA	56.96
5 MARILA KYOSTI	FIN	57.82
6 KUMANO MITSUO	JPN	1:01.26
7 POWELL JOHN	CAN	1:03.38

### HEAT 2

1 TURNER FRED	AUS	54.23
2 IRELAND STEPHEN	USA	54.55
3 BAHN ERIK ARNE	DEN	54.62
4 THIELMAN JOSEPH E.	USA	56.72
5 SHENK JOHN	USA	58.47
6 SEMPRE JOHN	USA	1:02.09
7 BROWN DOUGLAS	USA	1:08.67

### HEAT 3

1 BRILLARD PASCAL	FRA	53.57
2 DUFFY DENNIS	USA	54.36
3 JENSEN RONALD	USA	56.04
4 DILLEN ALFONS	BEL	57.00
5 BARRINGTON DAVID	GBR	58.35
6 ADAMS HUGH	USA	59.66

### HEAT 4

1 SMITH GEORGE	CAN	55.91
2 WISHART ROBERT	AUS	56.33
3 HUGGINS JAMES	AUS	56.45
4 PAPANTONIADIS EFCLIDIS	GRE	56.65
5 NELLESSEN JOHN (JACK)	USA	59.07
6 KARBENS JACK	USA	1:00.67
7 FALLON WILLIAM	USA	1:06.19

### HEAT 5

1 MORIOKA HAROLD ISAO	CAN	55.51
2 HAYWARD JOHN	USA	56.35
3 EVES LYNN	CAN	56.63
4 BONNEFOI MARCO	MEX	58.41
5 STRAND, M.D. RICHARD C.	USA	1:00.32
BUSTAMANTE JUAN	USA	DNF
WHITNEY RONALD	USA	DNF

### HEAT 6

1 STEINMANN HEINZ	AUS	54.05
2 ALDRIDGE JOHN	USA	54.45
3 OLSON ALAN	USA	55.45
4 KOHRMANN (DR) HANS	FRG	56.47
5 PETIT MAURICE	FRA	56.54
6 SEERS BOB	AUS	1:00.11
7 PETING DONALD	USA	1:00.42

### HEAT 7

1 PARKER DON	USA	52.37
2 TAMANI SAIMONI	USA	54.92
3 CLEMENS GRAHAM	AUS	56.62
4 GAILUS KLAUS	FRG	57.55
5 GONZALEZ GARCIA M.	ESP	58.07
6 TEISING JOHN	USA	58.79
7 BUERGIN CHRISTIAN	SUI	1:04.76

### SEMI FINALS

#### M45 SEMI FINAL 1

1 TURNER FRED	AUS	52.76
2 BRILLARD PASCAL	FRA	52.98
3 PUELLES SALINAS R.	CHI	53.81
4 BAHN ERIK ARNE	DEN	54.14
5 ALDRIDGE JOHN	USA	54.15
6 OLSON ALAN	USA	54.68
7 TANCREDI DENNIS	USA	55.76
8 JENSEN RONALD	USA	56.40

#### SEMI FINAL 2

1 MORIOKA HAROLD ISAO	CAN	51.83
2 PARKER DON	USA	52.11
3 STEINMANN HEINZ	AUS	53.36
4 SMITH GEORGE	CAN	53.46
5 TURNER ROY SAMUEL	USA	53.49
6 DUFFY DENNIS	USA	53.63
7 IRELAND STEPHEN	USA	53.94
TAMANI SAIMONI	USA	DNS

### FINAL

#### M45

1 MORIOKA HAROLD ISAO	CAN	50.60
2 TURNER FRED	AUS	52.75
3 SMITH GEORGE	CAN	52.81
4 BRILLARD PASCAL	FRA	53.02
5 STEINMANN HEINZ	AUS	53.14
6 TURNER ROY SAMUEL	USA	54.50
7 DUFFY DENNIS	USA	55.84
PARKER DON	USA	DNS

### HEATS

#### M50 HEAT 1

1 OHENE-ASARE KWAME	BOT	55.35
2 ASIRVATHAM VICTOR	MAL	55.76
3 JONSSON BORJE	SWE	57.82
4 MARTINEZ SALVATORE	ITA	59.05
5 BRUNS FRED	USA	1:00.78
6 DUNN TERRY	AUS	1:01.20
7 AUSTIN DONALD J.	USA	1:01.46
8 PENNY JOHN	NZL	1:09.14

#### HEAT 2

1 OETKEN PETER	FRG	56.86
2 IRVING ROSS	USA	57.35
3 STEPAN PAUL	USA	1:01.13
4 BRUHIM ALOIS	SUI	1:01.39
5 BROHOLT JOHN	NOR	1:01.72
6 HIRONS JOHN	USA	1:04.67

#### HEAT 3

1 MATHIS JAMES	USA	55.05
2 STEFFES JACKSON	USA	55.13
3 HALL MIKE	AUS	56.72
4 WRIGHT BRUCE	AUS	58.69
5 COOKE LAWRENCE	GBR	58.71
6 HATTA TSUTOMU	JPN	1:02.42

#### HEAT 4

1 LIDA BOB	USA	56.22
2 MILLER GARY	USA	56.62
3 BANNISTER BOB	USA	58.78
4 HARBINSON NEIL EDGAR	USA	59.57
5 WANG KUEI-LIN	TPE	1:00.01
6 BARON JOHN APPLEBY	GBR	1:01.72
7 IANORA ALFRED	USA	1:16.91

#### HEAT 5

1 ADAMSON MARTYN	USA	54.89
2 MEGERLE EBERHARD	FRG	57.78
3 KING STAN	USA	58.39
4 HOLMGREN KARL-GUSTAV	SWE	58.68
5 SACKS MELVYN	USA	1:01.35
6 HOERNEMANN GERHARD	FRG	1:03.49
7 BOYCE PAUL	AUS	1:07.18

#### HEAT 6

1 COLBERT LARRY	USA	55.65
2 MC ILWAINE BILL	CAN	56.86
3 HOLDER WALTER	FRG	57.17
4 BRUCK ROGER-PAUL	GBR	1:00.93
5 GASPER HANS JUERGEN	FRG	1:01.73
6 GARVEY NOEL	AUS	1:01.77
7 SPENCE SYDNEY	GBR	1:06.45

#### HEAT 7

1 KRUSE HANSEN GERHARDT	DEN	55.26
2 AUSTIN REGINALD	AUS	55.31
3 COZENS ROBERT S.	AUS	57.25
4 MARESCA PHILLIP	USA	59.65
5 OGDEN KENNETH	USA	1:03.54
6 STEARNS CECIL	USA	1:06.68
DOERRER DAVE	USA	DNF

#### HEAT 8

1 FRASER MALCOLM	NZL	55.54
2 MUELLER GUIDO	FRG	56.71
3 ODWIN STEPHEN	CAN	57.67
4 HOWES JOHN	AUS	57.87
5 COOGAN HUGH JOSEPH	AUS	58.55
6 MC ENARNEY PETER	AUS	1:04.13
CORDERO CHARLES	USA	DNF

### SEMI FINALS

#### M50 SEMI FINAL 1

1 MUELLER GUIDO	FRG	52.85
2 COLBERT LARRY	USA	53.03
3 KRUSE HANSEN GERHARDT	DEN	54.04
4 MATHIS JAMES	USA	55.19
5 HOLDER WALTER	FRG	55.62
6 OETKEN PETER	FRG	56.42
LIDA BOB	USA	DNS
OHENE-ASARE KWAME	BOT	D

### 400 M DASH CONTINUED

#### SEMI FINALS

##### M55 SEMI FINAL 1

1 CORNELIS FRANCOIS	BEL	56.74
2 BROWN MATT	USA	57.96
3 SCHLERETHM FRITZ H.	USA	58.78
4 FEASTER BOB	USA	59.01
5 SOMEDA TADATOSHI	JPN	59.26
6 SJOJGREN THEODORE	USA	1:00.58
7 CISNEROS HECTOR	USA	1:01.87
TAYLOR RONALD	GBR	DNS

##### SEMI FINAL 2

1 ROMAIN RALPH	TRI	54.96
2 NEUMANN BERTHOLD	FRG	56.05
3 HITT HAROLD	USA	56.87
4 KNAPP ERKKI	FIN	57.33
5 HOFFMAN JOE	USA	57.90
6 RANTANEN PENTTI	FIN	58.49
7 TAMMENTO ANTERO	FIN	59.01
8 CHAKRABORTY ASHIM	IND	1:07.55

#### FINAL

1 ROMAIN RALPH	TRI	55.30
2 NEUMANN BERTHOLD	FRG	56.39
3 CORNELIS FRANCOIS	BEL	57.10
4 KNAPP ERKKI	FIN	57.46
5 HITT HAROLD	USA	57.53
6 HOFFMAN JOE	USA	59.00
7 RANTANEN PENTTI	FIN	59.19
BROWN MATT	USA	DNS

#### HEATS

##### M60 HEAT 1

1 SOCHOR CHARLES	USA	59.75
2 WINDRED NORMAN	AUS	1:00.89
3 STEVENS BERNARD	USA	1:01.48
4 SMALLWOOD BILL	USA	1:03.46
5 RIEGER BARTL	FRG	1:08.28
6 BROWN KELSEY	USA	1:08.47
7 POSTLER KURT	AUS	1:25.46

##### HEAT 2

1 LAW JIM	USA	59.88
2 EVANS FRANK	NZL	1:00.73
3 HARTE GENE	USA	1:01.87
4 YAMAZAKI HIDEYA	JPN	1:04.49
5 ESCOBOSA ALFONSO	USA	1:05.84
6 WHITMORE MURRAY	AUS	1:05.89
7 PUTERBAUGH GEORGE	USA	1:10.96

##### HEAT 3

1 GREENWOOD JACK	USA	1:00.36
2 ALBURY, JR. GORDON M.	USA	1:00.96
3 BIDIN JOAO	BRA	1:04.10
4 VIDAL CLAUDE	FRA	1:04.75
5 BETTS JR. WALTER	USA	1:10.15
6 KOMAZAKI MINORU	JPN	1:12.06
7 ORACHESKI STANLEY	CAN	1:13.11

##### HEAT 4

1 BARTL VACLAV	SWE	1:02.06
2 IGRENYI FERENC	HUN	1:02.13
3 HOILO SVEIN	NOR	1:02.31
4 KRENZER HEINZ	FRG	1:04.80
5 COHEN KENNETH ERIC	CAN	1:06.92
6 WELCH RONALD	CAN	1:07.27
7 CROOKE KENNETH	GBR	1:07.78

##### HEAT 5

1 FEE EARL	CAN	1:00.31
2 COWLER JOHN	IRL	1:01.88
3 ANDERSON LAWRENCE	USA	1:02.47
4 WATANABE ROBERT	USA	1:03.46
5 THOMPSON STAFFORD	USA	1:06.16
6 MORAN FRANCIS JOSEPH	GBR	1:11.91
7 MASCRINHOS CESARIO	MAL	1:31.93

#### SEMI FINALS

##### M60 SEMI FINAL 1

1 GREENWOOD JACK	USA	58.88
2 LAW JIM	USA	59.23
3 STEVENS BERNARD	USA	1:00.07
4 WINDRED NORMAN	AUS	1:00.49
5 IGRENYI FERENC	HUN	1:00.86
6 COWLER JOHN	IRL	1:02.08
7 ANDERSON LAWRENCE	USA	1:02.19
WATANABE ROBERT	USA	DNS

##### SEMI FINAL 2

1 SOCHOR CHARLES	USA	59.08
2 FEE EARL	CAN	59.31
3 ALBURY, JR. GORDON M.	USA	1:00.06
4 HARTE GENE	USA	1:00.16
5 EVANS FRANK	NZL	1:00.66
6 BARTL VACLAV	SWE	1:01.19
7 SMALLWOOD BILL	USA	1:03.06
8 HOILO SVEIN	NOR	1:03.52

#### FINAL

1 GREENWOOD JACK	USA	57.64
2 LAW JIM	USA	58.06
3 FEE EARL	CAN	58.47
4 SOCHOR CHARLES	USA	59.03
5 STEVENS BERNARD	USA	1:00.55
6 WINDRED NORMAN	AUS	1:00.88
7 ALBURY, JR. GORDON M.	USA	1:00.88
8 HARTE GENE	USA	1:01.28

#### HEATS

##### M65 HEAT 1

1 BRADD GLENN	USA	1:05.43
2 LACEY THOMAS (TOM)	USA	1:06.42
3 ARONSON GUSTAVE	USA	1:08.30
4 PAULSSON GOSTA	SWE	1:09.89
5 CONNEALLY MICHAEL	IRL	1:16.91

##### HEAT 2

1 JOHNSTON MIKE	AUS	1:06.08
2 MIHALY TIBOR	HUN	1:08.04
3 TAGGART CLAUDE	USA	1:08.86
4 HARRIS OSCAR	USA	1:09.54
5 MC INTOSH ALBERT	NZL	1:13.43
6 HOOD BUZZY	USA	1:15.46

##### HEAT 3

1 HISHON TOM	AUS	1:03.72
2 ORR DOUG	AUS	1:05.68
3 MESSENGER ARCHIE	USA	1:06.59
4 ROHENA DOMENECH DAVID	PUR	1:08.71
5 MC CARTHY JOHN J.	USA	1:13.38
6 HAMLIN FRANK	NZL	1:23.24

##### HEAT 4

1 ALEXANDER JOHN	USA	1:03.08
2 VIKMAN TOIVO	FIN	1:03.55
3 SADUL VALDEN	CAN	1:06.05
4 MOYA-BRENES FRANCISCO	PUR	1:09.80
5 MUNN PHILIP	GBR	1:09.95
6 HUNT ROBERT	USA	1:10.93
DARROT PIERRE	FRA	DNF

#### FINAL

1 HISHON TOM	AUS	1:01.29
2 VIKMAN TOIVO	FIN	1:02.27
3 ALEXANDER JOHN	USA	1:02.41
4 JOHNSTON MIKE	AUS	1:02.81
5 BRADD GLENN	USA	1:05.10
6 ORR DOUG	AUS	1:05.33
7 LACEY THOMAS (TOM)	USA	1:05.71
SADUL VALDEN	CAN	DNS

##### M65

1 HISHON TOM	AUS	1:01.29
2 VIKMAN TOIVO	FIN	1:02.27
3 ALEXANDER JOHN	USA	1:02.41
4 JOHNSTON MIKE	AUS	1:02.81
5 BRADD GLENN	USA	1:05.10
6 ORR DOUG	AUS	1:05.33
7 LACEY THOMAS (TOM)	USA	1:05.71
SADUL VALDEN	CAN	DNS

#### HEATS

##### M70 HEAT 1

1 JORDAN PAYTON	USA	1:07.39
2 SPONSELLER JAY	USA	1:07.41
3 BLOOMFIELD JEFF	USA	1:10.18
4 YAMADA FUMITAKA	JPN	1:12.33
5 FAIRBANK WILLIAM (BILL)	USA	1:18.52
6 COLLINS ANDY	USA	1:27.28
7 BERG LLOYD	USA	2:03.59

##### HEAT 2

1 WEINACHT BILL	USA	1:08.86
2 WATANABE GENTARO	JPN	1:09.63
3 OBOKATA ARTHUR	CAN	1:11.92
4 MUREN ERIK	SWE	1:12.12
5 MACKERETH BEN	CAN	1:14.74
6 GANAHL PETE	USA	1:14.92
7 STEVENS JACK	AUS	1:15.28




PHOTO BY DOUG NEWMAN

#### FINAL

##### M70

1 JORDAN PAYTON	USA	1:06.02
2 WEINACHT BILL	USA	1:07.38
3 SPONSELLER JAY	USA	1:07.98
4 WATANABE GENTARO	JPN	1:08.93
5 OBOKATA ARTHUR	CAN	1:10.28
6 MUREN ERIK	SWE	1:11.64
7 YAMADA FUMITAKA	JPN	1:12.22
BLOOMFIELD JEFF	USA	DNF

#### HEATS

##### M75 HEAT 1

1 STRANNHAGE HENRY	SWE	1:18.91
2 LIGHTFOOT MILO W.	USA	1:20.23
3 BENNETT EMMETT	USA	1:23.62
4 PFANZELT EDUARD	FRG	1:25.53
5 KITAMURA MASARU	JPN	1:31.10
6 JAI RAM SUD	IND	1:41.30

##### HEAT 2

1 WEICKARDT HANS	CAN	1:15.29
2 GONZALEZ GILBERTO	USA	1:16.57
3 SALMINEN EINO	FIN	1:16.87
4 MAHLO FRIEDRICH-ERNST	FRG	1:18.86
5 BOST EDWARD	USA	1:18.91
6 WHELAN PATRICK	IRL	1:25.12
7 OKADA YOSHIO	JPN	1:36.66

#### FINAL

##### M75

1 WEICKARDT HANS	CAN	1:14.07
2 STRANNHAGE HENRY	SWE	1:14.39
3 SALMINEN EINO	FIN	1:15.57
4 LIGHTFOOT MILO W.	USA	1:15.64
5 GONZALEZ GILBERTO	USA	1:16.60
6 MAHLO FRIEDRICH-ERNST	FRG	1:17.21
7 BOST EDWARD	USA	1:19.52
8 BENNETT EMMETT	USA	1:23.50

#### FINAL

##### M80

1 GATHERCOLE H	AUS	1:19.10
2 FIKE BYRON	USA	1:20.42
3 CARNINE KEN	USA	1:26.60
4 JIN KAMEO	JPN	1:32.82
5 SANO TOKUTARO	JPN	1:44.30

#### FINAL

##### M85

1 BOAS KONRAD	USA	1:35.15
2 PEREZ LONGINO	MEX	1:46.09
3 BENTON WILLARD	USA	1:49.96
CHAPSON HAROLD	USA	DNF

#### FINAL

##### M90

1 WANG CHING-CHANG	TPE	2:30.02
--------------------	-----	---------

#### HEATS

##### W35 HEAT 1

1 NALPOLE JACQUELINE	GBR	59.45
2 BERG MARY ANN	USA	1:01.41
3 ADAMS KAREN	AUS	1:01.85
4 MANLEY JACQUELINE	USA	1:05.76
5 CAYET JOSIANE	FRA	1:05.88
DRUMGOLE DONNIS	USA	DNF

##### HEAT 2

1 BOENICKE URSULA	SUI	1:00.29
2 BLURTON BARBARA	GBR	1:00.42
3 MURRAY JODY G.	USA	1:00.49
4 MICHALEK EVA-MARIA	FRG	1:00.66
5 FARSTER-GILKEY PENNY	USA	1:02.10
6 CARTER CHARLOTTE	USA	1:08.30
7 RADHA C MUDUMBILVEEDU	IND	1:15.54

##### HEAT 3

1 MC ARDLE CHRISTINE ANNE	AUS	59.37
2 SEELEY CATHERINE	USA	1:00.55
3 ZLATEVA SVETLA	BUL	1:02.40
4 CHEW KIM HUA HAZEL	SIN	1:04.62
5 VERZEELE ANITA	BEL	1:04.82
6 MEHTA PROCHY	IND	1:06.26
7 KARLSSON MAJ BRITT	SWE	1:06.87

#### FINAL

##### W35

1 MC ARDLE CHRISTINE ANNE	AUS	58.70
2 NALPOLE JACQUELINE	GBR	59.75
3 MURRAY JODY G.	USA	59.81
4 MICHALEK EVA-MARIA	FRG	1:00.35
5 BLURTON BARBARA	GBR	1:00.79
6 SEELEY CATHERINE	USA	1:00.82
7 BERG MARY ANN	USA	1:01.31
BOENICKE URSULA	SUI	DNS

#### HEATS

##### W40 HEAT 1

1 KULSTAD INGER BEKKEN	NOR	1:02.78
2 DOUGLAS AVRIL	CAN	1:03.32
3 ROBERTS CATHERINE	CAN	1:04.67
4 KEATING BETTY	USA	1:07.13
5 OLSON LAURIE	USA	1:07.84
6 MONDRAGON MANZANABEZ	COL	1:20.23

#### HEAT 2

1 MC DONALD ANNA	GBR	1:01.47
2 WARICK JUDY	CAN	1:04.35
3 STEADMAN HELEN	AUS	1:05.29
4 STILES DEBBIE	USA	1:06.94
5 ALLISON MARGE	AUS	1:07.95
6 ALKANA JAYNE	USA	1:12.60
7 CALLANDER NONI	NZL	1:13.43

#### HEAT 3

1 RASCHKER PHIL	USA	1:00.55
2 WALDIS BEATRICE	SUI	1:03.67
3 BEHRENS MARTIE	USA	1:04.86
4 WONG MEREDITH	AUS	1:05.85
5 DUNCAN PAMELA	CAN	1:09.38
6 PINNA LUISA ANNA	ITA	1:11.01
7 PADMAJA DEVI M	IND	1:21.42
8 SHANNON KANDY	USA	1:22.35

#### FINAL

##### W40

1 RASCHKER PHIL	USA	58.07
2 KULSTAD INGER BEKKEN	NOR	59.64
3 MC DONALD ANNA	GBR	1:00.08
4 WALDIS BEATRICE	SUI	1:01.75
5 DOUGLAS AVRIL	CAN	1:01.97
6 WARICK JUDY	CAN	1:03.47
7 ROBERTS CATHERINE	CAN	1:04.80
8 BEHRENS MARTIE	USA	1:05.71

#### HEATS

##### W45 HEAT 1

1 HOCKNELL MARJORIE	GBR	1:02.18
2 HOLLAND KATHLEEN	AUS	1:04.29
3 CARTER JEANNE	USA	1:10.16
4 MOON MADELYN	USA	1:14.77
5 DICK GRETCHEN	NZL	1:16.37
6 FRASER MARGARET	NZL	1:18.51
7 SCHLEWITZ ROSE	USA	1:19.94

##### HEAT 2

1 STAPELFELDT MENJA	DEN	1:03.34
2 WARING CHRIS	NZL	1:08.10
3 PIRESFERREIRA MARTA	CAN	1:08.25
4 MACDONALD JOY	USA	1:08.48
5 PRIMMER CATHY	USA	1:15.84
6 DAVIDSON MARY	CAN	1:19.09

### 400 M DASH CONTINUED

HEAT 2		
1 HOGAN AILEEN	AUS	1:19.34
2 TUINZING ELS	USA	1:22.98
3 ADAMS LOUISE	USA	1:25.07
4 HOGQVIST EILA	FIN	1:26.88
5 PEEBLES CAROL	USA	1:38.03
6 ERIKSEN HALLFRID	NOR	2:03.22

FINAL		
<b>W65</b>		
1 MANGLER ANNA	FRG	1:13.71
2 SCHNEIDERHAN PAULA	FRG	1:15.63
3 HOGAN AILEEN	AUS	1:17.72
4 TUINZING ELS	USA	1:22.87
5 ADAMS LOUISE	USA	1:22.99
6 HAULE ELISABETH	FRG	1:24.25
7 HOGQVIST EILA	FIN	1:25.29
8 SUAREZ DE BERNAL MARIA	COL	1:25.82

FINAL		
<b>W70</b>		
1 STAFFORD MARIE	USA	1:27.24
2 SOLE ROSALINE	NZL	1:36.14
3 CRANE IRENE	USA	1:41.62
4 BERG EDNA	USA	1:48.53


FINAL		
<b>W75</b>		
1 CLARKE POLLY	USA	1:38.48
2 MEHL PEARL	USA	1:40.72
3 SAUMIER ISOBEL	CAN	1:44.34
4 JACKSON MARGARET L.	USA	1:55.03
5 STOTSBERG DOROTHY	USA	2:00.46

FINAL		
<b>W80</b>		
1 SALISBURY MARILLA	USA	3:09.13

### 800 M RUN

HEATS		
<b>M40 HEAT 1</b>		
1 TUCKER RAYMOND	CAN	2:01.57
2 ACOSTA LORENZO	MEX	2:03.57
3 LAMB ALAN ROY	GBR	2:04.62
4 SCOTT LOU	USA	2:04.67
5 ECK MICHAEL	USA	2:05.63
6 DANFORTH JOHN	USA	2:06.78
7 FOLEY ALLEN	AUS	2:07.91
8 MALINEN RAIMO	FIN	2:08.94
9 PERRY JOE	USA	2:12.57
10 JOHNSON ALAN	USA	2:36.41
11 RIPLEY FRED	NZL	2:19.77

HEAT 2		
1 PEEL GEOFFREY	GBR	2:01.59
2 SHIRLEY GRAEME	USA	2:02.72
3 GARLAND JOHN	CAN	2:02.95
4 DICKSON IAN	USA	2:04.95
5 HALL REX	USA	2:05.49
6 GOVIND PETER	MAL	2:06.49
7 MADDEROM JAKE	CAN	2:08.83
8 PICKARD JOHN	CAN	2:13.01
9 MELE TONY	USA	2:14.59
10 SCHUMACHER THOMAS F.	USA	2:16.23
KOHLI PETER	IND	DNF



HEAT 3		
1 VANKRUNKELSVEN JOS	BEL	2:01.96
2 ROLLINSON TREVOR	AUS	2:03.52
3 KUTVONEN JOUKO	FIN	2:03.71
4 WIITALA MARC	USA	2:06.49
5 ROQUE ANTONIO	POR	2:07.13
6 KIELY MICHAEL	IRL	2:08.06
7 IRWIN JAMES R	USA	2:14.76
8 RHODES MIKE	AUS	2:15.67
9 BONACCORSO FRANK	USA	2:18.53
10 SURENDRAN MADHUMAL	IND	2:22.54
11 VIEIRA DE REZENDE R	BRA	2:35.59

HEAT 4		
1 DUFFY LESLIE	GBR	2:00.91
2 BARWICK STAN	AUS	2:01.45
3 JORDETH JOHN	USA	2:03.14
4 BRANDT MICHAEL	USA	2:03.55
5 MATHES STAN	USA	2:06.20
6 MORA ROJAS GERMAN	COL	2:07.07
7 ASPILLAGA GASTON	CHI	2:12.65
8 PORTCH CHRISTOPHER	GBR	2:15.68
9 ULRICH LARRY	USA	2:16.87
10 TYSOE ROBERT	USA	2:30.44

HEAT 5		
1 BELL RON	GBR	1:59.56
2 LACOME CHRISTIAN	FRA	2:02.19
3 JAHN RADOSLAV	TCH	2:04.23
4 STEVENS BIC	USA	2:04.37
5 MADDEN PAUL	GBR	2:05.66
6 HOULE JOHN	USA	2:08.63
7 OUBERBYE GORDON	USA	2:13.11
8 BURLERSON JOSEPH A.	USA	2:15.59
9 AVERSEN DOUGLAS	USA	2:15.81
10 PADILLA MERCHANT J	MEX	2:28.69

HEAT 6		
1 BROWNE PETER	GBR	2:01.90
2 TUCKER RICHARD	USA	2:02.48
3 DUQUE GIL JAIRO EDUARDO	COL	2:04.08
4 PAIC CEDO	HOL	2:04.84
5 ROMAN FERNANDO	PUR	2:06.08
6 JORDAN THOMAS	USA	2:11.80
7 HAWKSWORTH TREVOR	AUS	2:12.37
8 NEMIR PHIL	USA	2:17.28
9 ABRAHAMSEN WILLIAM	USA	2:19.25
10 ALLRED LOUIS	USA	2:20.03
11 HANNUS MATTI	FIN	2:23.01

HEAT 7		
1 FRYE DANIEL	USA	2:00.16
2 SMITH NOLAN	USA	2:02.83
3 HAMMITT RAY	USA	2:03.70
4 HAMPTON JIM	USA	2:03.88
5 PHILLIPS MIKE	USA	2:05.00
6 O'NEIL PETER	USA	2:05.65
7 ELLIS SIMON	USA	2:11.25
8 ULLRICH HORST	FRG	2:15.15
9 ROOK RON	USA	2:19.12
10 SHADBOLT DOUGLAS	NZL	2:24.97

HEAT 8		
1 WATSON MARTIN	GBR	2:02.77
2 JENSEN RONALD D.	USA	2:03.94
3 HARRINGTON DENNY S	USA	2:05.86
4 SHILLING DAVID	USA	2:08.19
5 GRAY NEIL	AUS	2:08.43
6 HOLLISTER GEOFF	USA	2:08.84
7 WILLIAMS ROBERT	USA	2:13.24
8 TRIGUEIRO GARY	USA	2:15.13
9 VAHVASELKA JUHANI	FIN	2:19.76
10 EDNEY DAVID	USA	2:26.55

SEMI FINALS		
<b>M40 SEMI FINAL 1</b>		
1 FRYE DANIEL	USA	1:56.43
2 JENSEN RONALD D.	USA	1:58.18
3 BARWICK STAN	AUS	1:58.22
4 TUCKER RICHARD	USA	1:58.26
5 PEEL GEOFFREY	GBR	1:59.39
6 VANKRUNKELSVEN JOS	BEL	1:59.72
7 WATSON MARTIN	GBR	2:01.22
8 KUTVONEN JOUKO	FIN	2:03.83
9 JAHN RADOSLAV	TCH	2:04.34
10 GARLAND JOHN	CAN	2:04.53
11 ROLLINSON TREVOR	AUS	2:05.39
12 ACOSTA LORENZO	MEX	2:08.72

SEMI FINAL 2		
1 BROWNE PETER	GBR	1:55.74
2 BELL RON	GBR	1:56.07
3 SMITH NOLAN	USA	1:56.47
4 DUFFY LESLIE	GBR	1:57.27
5 DUQUE GIL JAIRO EDUARDO	COL	1:59.59
6 TUCKER RAYMOND	CAN	2:00.14
7 BRANDT MICHAEL	USA	2:00.74
8 LACOME CHRISTIAN	FRA	2:00.79
9 SHIRLEY GRAEME	USA	2:04.07
10 HAMPTON JIM	USA	2:04.17
11 JORDETH JOHN	USA	2:05.99
12 HAMMITT RAY	USA	2:10.61

FINAL		
<b>M40</b>		
1 BROWNE PETER	GBR	1:55.20
2 BELL RON	GBR	1:55.84
3 DUFFY LESLIE	GBR	1:56.02
4 FRYE DANIEL	USA	1:56.08
5 TUCKER RICHARD	USA	1:57.50
6 JENSEN RONALD D.	USA	1:57.85
7 SMITH NOLAN	USA	1:59.04
8 BARWICK STAN	AUS	1:59.26

### HEATS

M45 HEAT 1		
1 THOMAS RAMSAY	USA	2:09.72
2 ROWELL DAVID	NZL	2:09.77
3 LARSON GEORGE	USA	2:10.28
4 JONES IAN K.	AUS	2:12.84
5 SHENK JOHN	USA	2:17.15
6 PETERSEN BJARNE	DEN	2:21.93
7 MATTSSON BJORN	SWE	2:24.83
8 SHAW JOHN	USA	2:32.52
9 WOOLEY DAVID	USA	2:37.00
10 BROWN DOUGLAS	USA	2:50.49

HEAT 2		
1 SMITH GEORGE	CAN	2:08.24
1 ROMAIN DAVID	TRI	2:08.24
3 OWERS ERIC	USA	2:08.31
4 DARBON HOWARD	GBR	2:08.41
5 KORPIMAKI VESA	FIN	2:12.38
6 THORNE EVERETT W.	USA	2:18.10
7 CONTRERAS DE LA O B	MEX	2:21.89
8 NEWY JEFF	AUS	2:29.42
9 STODDARD NEAL	USA	2:31.17

HEAT 3		
1 MACDONALD NEIL	AUS	2:07.95
2 BAHN ERIK ARNE	DEN	2:08.68
3 PHARO HELGE	NOR	2:10.65
4 KUHI JOHN-ULO	USA	2:11.37
5 HUGGINS JAMES	AUS	2:15.17
6 EVES LYNN	CAN	2:17.24
7 COOPER BILL	USA	2:17.48
8 ZUCKER CLAYTON G.	USA	2:26.55
9 POWELL JOHN	CAN	2:28.47
10 LOVELOCK PAUL	CAN	2:37.79

HEAT 4		
1 ALDERDICE TREVOR	GBR	2:08.06
2 MASON GEORGE	USA	2:09.53
3 HOPKINS NIGEL	NZL	2:09.57
4 FOLEY BRIAN	AUS	2:09.83
5 HAYWARD JOHN	USA	2:10.47
6 NEEDHAM WILLIAM	USA	2:14.28
7 KOUSKY EDGAR	USA	2:14.73
8 BRANDRETH GEORGE	USA	2:15.09
9 SAARMANN JOHN	USA	2:18.39
10 JOHNSON CHARLES O	USA	2:35.19
11 LEDERER NICK	USA	3:08.77

HEAT 5		
1 PARKER DON	USA	2:04.98
2 COHEN GEORGE	USA	2:06.41
3 CARROLL NOEL	IRL	2:06.49
4 PAPANTONIADIS EFCLIDIS	GRE	2:06.91
5 SHINOHARA TSUNEO	JPN	2:07.11
6 CONTRERAS DE LA O B	MEX	2:08.92
7 OLSON ALAN	USA	2:09.68
8 WAITE JOHN	AUS	2:19.37
9 SHOESMITH EDWARD	CAN	2:27.11
10 SMITH CLIVE	AUS	2:38.37

SEMI FINALS		
<b>M45 SEMI FINAL 1</b>		
1 MACDONALD NEIL	AUS	2:02.62
2 COHEN GEORGE	USA	2:03.18
2 ROMAIN DAVID	TRI	2:03.18
4 PHARO HELGE	NOR	2:03.50
5 OWERS ERIC	USA	2:03.63
6 PAPANTONIADIS EFCLIDIS	GRE	2:04.38
7 BAHN ERIK ARNE	DEN	2:04.45
8 MASON GEORGE	USA	2:04.61
9 ROWELL DAVID	NZL	2:05.32
10 LARSON GEORGE	USA	2:08.88
11 OLSON ALAN	USA	2:12.15
KORPIMAKI VESA	FIN	DNF

### SEMI FINAL 2

1 PARKER DON	USA	1:59.94
2 ALDERDICE TREVOR	GBR	2:01.61
3 SMITH GEORGE	CAN	2:02.32
4 SHINOHARA TSUNEO	JPN	2:05.31
5 DARBON HOWARD	GBR	2:07.41
6 CONTRERAS DE LA O B	MEX	2:08.13
7 FOLEY BRIAN	AUS	2:08.25
8 HAYWARD JOHN	USA	2:08.79
9 HOPKINS NIGEL	NZL	2:10.90
10 KUHI JOHN-ULO	USA	2:13.51
THOMAS RAMSAY	USA	DNF
CARROLL NOEL	IRL	DNS

### FINAL

M45		
1 PARKER DON	USA	1:59.04
2 MACDONALD NEIL	AUS	1:59.11
3 SMITH GEORGE	CAN	1:59.41
4 ALDERDICE TREVOR	GBR	2:00.97
5 COHEN GEORGE	USA	2:03.22
6 OWERS ERIC	USA	2:03.60
7 PHARO HELGE	NOR	2:05.60
8 ROMAIN DAVID	TRI	2:09.42

### HEATS

M50 HEAT 1		
1 BEDELL CLIFF	USA	2:11.50
2 HOWARD SID	USA	2:11.58
3 O'ROURKE DESMOND	USA	2:11.99
4 COZENS ROBERT S.	USA	2:12.63
5 MORGAN WILFRED	GBR	2:13.02
6 DWYER JOHN	AUS	2:16.04
7 IRVING ROSS	USA	2:19.31
8 BERGGREN KURT	USA	2:23.79
9 PASCOE JAMES	CAN	2:24.55
10 CORDERO CHARLES	USA	2:34.06
11 BOYCE PAUL	AUS	2:35.91

HEAT 2		
1 RICHARDSON PETE (PAUL)	USA	2:09.68
2 BAKER KENNETH	USA	2:09.83
3 WARREN JOHN	AUS	2:10.31
4 ODWIN STEPHEN	CAN	2:13.32
5 POLLOCK ALAN	AUS	2:15.14
6 SITJA JOSEP	ESP	2:18.85
7 CHRISTIANSEN MICHAEL	USA	2:23.02
8 BONNET DANIEL	FRA	2:24.59
9 MACGILLIVRAY BUCK	USA	2:30.18
10 BREAU THEODORE	USA	2:36.34
11 HILL CHARLES	USA	2:45.06

HEAT 3		
1 KRUSE HANSEN GERHARDT	DEN	2:12.73
2 NEWCOMBE JOHN	GBR	2:13.11
3 ELLIOTT MEL	USA	2:14.06
4 JONSSON BORJE	SWE	2:15.26
5 COOKE LAWRENCE	GBR	2:17.09
6 CARUSO ROBERTO	ITA	2:17.66
7 CLARK JIM	USA	2:17.78
8 MC ILWAINE BILL	CAN	2:18.45
9 MITCHELL BILL	USA	2:23.16
10 MC ENEARNEY ANTHONY	AUS	2:34.09
11 VILLA SY	USA	2:34.40
12 FLEISHMAN CHARLES	USA	2:36.82

HEAT 4		
1 GOMES DA SILVA NELSON	BRA	2:05.35
2 FRASER MALCOLM	NZL	2:11.36
3 MAY JOHN	AUS	2:12.28
4 OHENE-ASARE KWAME	BOT	2:12.75
5 ALVAREZ MARC	FRA	2:13.44
6 OCKER RICHARD	USA	2:16.81
7 LARD DAVID	USA	2:18.89
8 HARBINSON NEIL EDGAR	USA	2:22.04
9 HWANG JENG-SHYOUNG	TPE	2:24.69
10 OGDEN KENNETH	USA	2:26.98
11 GONZALEZ OSCAR	MEX	2:28.65
12 DEAN ROGER	USA	2:47.72

### HEAT 5

1 BRADFORD ALAN	AUS	2:11.57
2 SCHANTOWSKI HERBERT	FRG	2:12.58
3 HARVEY LAWRENCE	USA	2:13.32
4 HOWES JOHN	AUS	2:13.58
5 HOLMGREN KARL-GUSTAV	SWE	2:15.03
6 BANNISTER BOB	USA	2:18.09
7 COSGROVE WAYNE	CAN	2:18.44
8 HIRSCHFELD MARTIN	FRG	2:20.68
9 DAMERON WILLARD	USA	2:29.49
10 AUSTIN DONALD J.	USA	2:30.73
11 HYTEN BOB	USA	2:31.82
12 ESKUE ROBERT		

### 800 M RUN CONTINUED

#### HEAT 3

1 NEUMANN BERTHOLD	FRG	2:18.71
2 WIMBERLEY CHARLES	USA	2:22.32
3 MEYER DENNIS	USA	2:22.36
4 LU AH-FU	TPE	2:25.38
5 FERNANDO DENZIL	SRI	2:26.66
7 MIKKELSON EUGENE	USA	2:32.92
8 GARRIDO AGUILAR JOSE	MEX	2:37.03
9 HARI CHANDRA	SIN	2:45.41
10 DE ZILVA CLIVE	SIN	2:54.68
11 STEINMETZ JAMES	USA	2:58.07

#### SEMI FINALS

##### M55 SEMI FINAL 1

1 MILLER RALPH	USA	2:10.62
2 NEUMANN BERTHOLD	FRG	2:12.20
3 WIMBERLEY CHARLES	USA	2:12.39
4 KROHN CLAU	NOR	2:15.03
5 CISNEROS HECTOR	USA	2:15.40
6 SOMEDA TADATOSHI	JPN	2:19.89
7 SEYMOUR JOHN	GBR	2:32.85
FERNANDO DENZIL	SRI	DNS
TAFEL OTTO	FRG	DNS
UEKI MICHIO	JPN	DNS
LU AH-FU	TPE	DNS
MIKKELSON EUGENE	USA	DNS

##### SEMI FINAL 2

1 ROBERTS THOMAS	AUS	2:10.78
2 WIART ALAIN	FRA	2:12.23
3 LIPKA WILHELM	FRG	2:13.81
4 MEYER DENNIS	USA	2:17.56
5 BLANCHOU PIERRE	FRA	2:20.44
6 PISTONE JOHN	USA	2:21.76
7 VELLARDITO FRANK	USA	2:22.12
8 JUDGE NORMAN E.	IRL	2:24.59
9 MAYE PATRICK	AUS	2:27.96
10 GARRIDO AGUILAR JOSE	MEX	2:28.97
11 HERNANDEZ CARLOS	MEX	2:35.55
OXLEY BRIAN W	CAN	DNS

#### FINAL

1 ROBERTS THOMAS	AUS	2:05.07
2 WIART ALAIN	FRA	2:08.41
3 NEUMANN BERTHOLD	FRG	2:08.65
4 MILLER RALPH	USA	2:10.29
5 WIMBERLEY CHARLES	USA	2:12.75
6 LIPKA WILHELM	FRG	2:13.66
7 KROHN CLAU	NOR	2:19.53
8 CISNEROS HECTOR	USA	2:28.23

#### HEATS

##### M60 HEAT 1

1 HAYWARD JOHN LESLIE	GBR	2:23.62
2 JACQUES BOYCE	USA	2:28.08
3 WHITMORE MURRAY	AUS	2:30.09
4 JOHANSSON ROLAND	SWE	2:31.97
5 MIEROW HORST	FRG	2:33.25
6 LYNCH TIMOTHY	IRL	2:33.38
7 ESCOBOSA ALFONSO	USA	2:33.90
8 WALKER CHARLES W. G.	GBR	2:45.36
9 KRAWITZ EDWIN	USA	3:00.25

##### HEAT 2

1 TURNBULL DEREK	NZL	2:19.57
2 WINDRED NORMAN	AUS	2:24.27
3 SMITH DEAN	USA	2:24.35
4 VIDAL CLAUDE	FRA	2:33.26
5 HOLMES BOB	USA	2:33.65
6 HUACO VICTOR	PER	2:37.10
7 HESS HARRIE	USA	2:40.83
8 ANHORN DON	USA	3:05.99

#### HEAT 3

1 EVANS FRANK	NZL	2:19.70
2 CHARMAN JAMES ALBERT	GBR	2:20.30
3 SILVA JOAQUIM	POR	2:21.51
4 BAAS PIET	HOL	2:21.89
5 MC CAFFREY WILLIAM	USA	2:24.62
6 WELCH RONALD	CAN	2:27.51
7 SCHNEIDER LOUIS	USA	2:36.59
8 WILLIAMS HERBERT A.	USA	2:56.66
9 TREMBEARTH DONALD	AUS	3:02.51

#### HEAT 4

1 BRINTON TOM	USA	2:25.50
2 TIMINGS PAT	NZL	2:25.89
3 MCCHESENEY BILL	USA	2:25.94
4 SIMPSON COLIN	GBR	2:26.50
5 BOUTARD ROBERT	FRA	2:31.12
6 PLUMMER JOHN	AUS	2:37.03
7 TRITSCH LEN	USA	2:41.57
8 TYSON ALLEN	AUS	2:43.88
9 LUEPFERT STEFAN	FRG	2:46.43
MUELLER WALTER	FRG	DNF

#### HEAT 5

1 FEE EARL	CAN	2:19.68
2 COOPER COLLIN	AUS	2:24.18
3 AMON (DR) HERFRIED	FRG	2:28.20
4 BROWN KELSEY	USA	2:33.44
5 BETTELLA FRANCESCO	ITA	2:36.83
6 PUTERBAUGH GEORGE	USA	2:38.57
7 CROOKE KENNETH	GBR	2:39.79
8 GREEN JACK	USA	3:01.83
FARQUHARSON DON	CAN	DNF

#### HEAT 6

1 SOCHOR CHARLES	USA	2:28.21
------------------	-----	---------

#### SEMI FINALS

##### M60 SEMI FINAL 1

1 FEE EARL	CAN	2:17.07
2 CHARMAN JAMES ALBERT	GBR	2:20.31
3 BAAS PIET	HOL	2:20.94
4 SMITH DEAN	USA	2:21.92
5 BRINTON TOM	USA	2:22.07
6 AMON (DR) HERFRIED	FRG	2:25.42
7 MCCHESENEY BILL	USA	2:26.7
8 WELCH RONALD	CAN	2:28.76
9 WHITMORE MURRAY	AUS	2:33.67
10 VIDAL CLAUDE	FRA	2:34.79
11 JOHANSSON ROLAND	SWE	2:38.21
COOPER COLLIN	AUS	DNF

##### SEMI FINAL 2

1 TURNBULL DEREK	NZL	2:16.96
2 EVANS FRANK	NZL	2:18.51
3 WINDRED NORMAN	AUS	2:19.73
4 HAYWARD JOHN LESLIE	GBR	2:19.84
5 SOCHOR CHARLES	USA	2:21.50
6 TIMINGS PAT	NZL	2:22.76
7 SIMPSON COLIN	GBR	2:24.32
8 JACQUES BOYCE	USA	2:25.15
9 MC CAFFREY WILLIAM	USA	2:25.59
10 MIEROW HORST	FRG	2:35.28
11 ESCOBOSA ALFONSO	USA	2:37.10
BOUTARD ROBERT	FRA	DNF

#### FINAL

1 TURNBULL DEREK	NZL	2:14.53
2 FEE EARL	CAN	2:15.12
3 EVANS FRANK	NZL	2:15.69
4 WINDRED NORMAN	AUS	2:17.81
5 CHARMAN JAMES ALBERT	GBR	2:17.99
6 HAYWARD JOHN LESLIE	GBR	2:18.61
7 BAAS PIET	HOL	2:19.76
8 SOCHOR CHARLES	USA	2:29.44




PHOTO BY JOHN GIUSTINA

#### HEATS

##### M65 HEAT 1

1 MCKEOWN GORDON	AUS	2:29.36
3 PERSSON BENGT LEO	SWE	2:35.48
4 KNOX MERLE G.	USA	2:42.44
5 STRASSENBURG HOWARD	USA	2:44.87
6 PAULSSON GOSTA	SWE	2:45.20
7 THIEL LEO	FRG	2:50.07
8 HOOD BUZZY	USA	2:51.35
9 IMHOF JOSEF	SUI	2:53.99
10 WILGUS DONOVAN	USA	3:10.51
11 OEYE LARS	NOR	3:13.62

##### HEAT 2

1 VIKMAN TOIVO	FIN	2:38.09
2 NIELSEN BASIL CHRISTIAN	GBR	2:38.82
3 GELBHAAR KURT	CAN	2:39.26
4 GOMES ADRIANO	POR	2:39.35
5 ORR DOUG	AUS	2:39.54
6 BRADD GLENN	USA	2:44.12
8 BRYANT AVERY	USA	2:57.22
9 MC CARTHY JOHN J.	USA	2:59.51

#### FINAL

1 VIKMAN TOIVO	FIN	2:24.94
2 MCKEOWN GORDON	AUS	2:26.90
3 MESSENGER ARCHIE	USA	2:30.10
4 NIELSEN BASIL CHRISTIAN	GBR	2:32.03
5 ORR DOUG	AUS	2:35.26
6 PERSSON BENGT LEO	SWE	2:36.21
7 GELBHAAR KURT	CAN	2:40.96
GOMES ADRIANO	POR	DNF

#### HEATS

##### M70 HEAT 1

1 JOSEFSSON HOLGER	SWE	2:39.57
2 SPONSELLER JAY	USA	2:40.77
3 MC PHERSON T	NZL	2:41.38
4 BOOTS JOHN	USA	2:45.97
5 STEVENS JACK	AUS	2:53.71
6 HSU SHIN-KIN	TPE	2:59.84
7 FAIRBANK WILLIAM (BILL)	USA	3:10.83
MC GILVRAJ JAMES	USA	DNF

##### HEAT 2

1 GILMOUR JOHN	AUS	2:46.86
2 BULKLEY DANIEL	USA	2:47.84
3 LUDZUWEIT OTTO	FRG	2:48.45
4 SHEEHAN GEORGE	USA	2:48.99
5 GANAHL PETE	USA	2:52.23
6 MONAGHAN TOM	NZL	2:54.01
7 YAMADA FUMITAKA	JPN	3:04.33
FAIRBANK HENRY	USA	DISQ

#### FINAL

##### M70

1 BULKLEY DANIEL	USA	2:37.76
2 GILMOUR JOHN	AUS	2:39.02
3 MC PHERSON T	NZL	2:40.89
4 JOSEFSSON HOLGER	SWE	2:42.77
5 SPONSELLER JAY	USA	2:43.46
6 BOOTS JOHN	USA	2:44.70
7 SHEEHAN GEORGE	USA	2:48.23
8 LUDZUWEIT OTTO	FRG	2:52.59

#### HEATS

##### M75 HEAT 1

1 WEICKARDT HANS	CAN	2:56.49
2 STOTSENBERG ED	USA	3:12.78
3 PFANZELT EDUARD	FRG	3:21.61
4 JAI RAM SUD	IND	3:41.00
5 KITAMURA MASARU	JPN	3:47.14

##### HEAT 2

1 SALMINEN EINO	FIN	3:15.06
2 STRANNHAGE HENRY	SWE	3:16.08
3 WHELAN PATRICK	IRL	3:16.18
4 BENNETT EMMETT	USA	3:22.98
5 OKADA YOSHIO	JPN	3:50.87

#### FINAL

##### M 75

1 WEICKARDT HANS	CAN	2:52.66
2 STRANNHAGE HENRY	SWE	3:05.70
3 SALMINEN EINO	FIN	3:07.57
4 STOTSENBERG ED	USA	3:16.22
5 BENNETT EMMETT	USA	3:22.47
6 WHELAN PATRICK	IRL	3:24.36
JAI RAM SUD	IND	DNF
PFANZELT EDUARD	FRG	DNF

#### FINAL

##### M80

1 BENHAM ED	USA	3:09.10
2 FIKE BYRON	USA	3:35.67
3 NIELSEN LAGRANDE	USA	4:05.42
JIN KAMEO	JPN	DNF

#### FINAL

##### M85

1 PEREZ LONGINO	MEX	3:59.28
2 BENTON WILLARD	USA	4:02.26
3 BOAS KONRAD	USA	4:22.15
4 CHAPSON HAROLD	USA	4:49.28

#### FINAL

##### M90

1 SPANGLER PAUL E.	USA	4:48.89
--------------------	-----	---------

#### HEATS

##### W35 HEAT 1

1 ROOMS MARTINE	FRA	2:16.89
2 JERMAN ANA	YUG	2:19.96
3 MURRAY JODY G.	USA	2:29.33
4 CHEW KIM HUA HAZEL	SIN	2:31.57
5 HOLMSTROM KATHY	USA	2:39.40
6 KEELING SHELLEY	USA	2:40.18
7 RADHA C MUDUMBILVEEDU	IND	3:01.90

##### HEAT 2

1 NALPOLE JACQUELINE	GBR	2:17.36
2 MICHALEK EVA-MARIA	FRG	2:19.97
3 ZALAKOVICSNE K	HUN	2:21.52
4 ROBB LINDA	GBR	2:24.44
5 NEWTON SANDRA	USA	2:28.76
6 ALLEN GAIL	USA	2:32.33
7 WINTER ROBYN	NZL	2:43.73
8 DARBON HAZEL	GBR	2:44.72

#### FINAL

##### W35

1 ROOMS MARTINE	FRA	2:11.83
2 NALPOLE JACQUELINE	GBR	2:14.22
3 MICHALEK EVA-MARIA	FRG	2:14.94
4 JERMAN ANA	YUG	2:17.50
5 ZALAKOVICSNE K	HUN	2:18.39
6 ROBB LINDA	GBR	2:20.77
7 NEWTON SANDRA	USA	2:23.04
8 MURRAY JODY G.	USA	2:24.49

#### HEATS

##### W40 HEAT 1

1 HOLMES D JANE	GBR	2:22.53
2 HUTCHISON JANE	USA	2:22.81
3 STEADMAN HELEN	AUS	2:30.67
4 GILBERT CONNIE	USA	2:34.42
5 BALLARD BARBARA	USA	2:35.19
6 GOODMAN TERI	USA	2:38.73
7 GILES SYLVIA	CAN	2:44.13
8 BEAUMONT BARBARA	AUS	2:44.23
9 GILMORE HILARY	USA	2:45.89
10 STROBL LINDA	CAN	3:00.88

##### HEAT 2

1 GALLAGHER PATRICIA ANN	GBR	2:24.48
2 TRIGUEIRO JULES	USA	2:26.60
3 PENDLETON JONI	USA	2:30.72
4 OLSON LAURIE	USA	2:31.00
5 WONG MEREDITH	AUS	2:38.30
6 DUBA REIKO	USA	2:44.43
7 RHODES CAROL L.	USA	2:51.49
8 PADMAJA DEVI M	IND	3:04.38
9 FERNANDO IRANGANIE	SRI	3:10.36

##### HEAT 3

1 DALY JUDY	AUS	2:21.62
2 WARICK JUDY	CAN	2:24.53
3 HOULTON SUSAN	USA	2:24.81
4 STILES DEBBIE	USA	2:36.24
5 ROBERTS CATHERINE	CAN	2:41.72
6 MCKENNA KATE	USA	2:42.47
7 MURPHY GAYLE	USA	2:45.93
8 DAY ANN	USA	2:46.18
9 FOURNIER DIANE	USA	2:46.44
10 MC LARTY DIANE	USA	2:46.83

#### FINAL

##### W40

1 DALY JUDY	AUS	2:16.49
2 HOLMES D JANE	GBR	2:19.08
3 GALLAGHER PATRICIA ANN	GBR	2:20.84
4 HOULTON SUSAN	USA	2:22.17
5 WARICK JUDY	CAN	2:22.79
6 HUTCHISON JANE	USA	2:25.44
7 TRIGUEIRO JULES	USA	2:26.55
8 STEADMAN HELEN	AUS	2:29.9



### 800 M RUN CONTINUED

#### FINAL

##### W55

1 HORNE JEAN	CAN	2:44.47
2 BUTCHER GRACE	USA	2:50.56
3 HALS JOYCE	USA	2:51.11
4 TURNER MOLLY	CAN	2:51.72
5 DICKINSON JUNE	USA	2:52.07
6 LOUDON MYFANWY	GBR	2:52.79
7 AINSLIE PEGGY	USA	2:53.00
8 SNYDER GRETCHEN	USA	2:53.22
9 MILES JUNE	NZL	2:55.92
10 SZAWLOWSKI LIZ	USA	2:58.22

#### HEATS

##### W60 HEAT 1

1 COOPER ANN	AUS	2:55.32
2 SOGSTAD INGRID	NOR	2:59.82
3 PETLEY MARCIA	NZL	3:02.76
4 LUNDKVIST GUNNEL	SWE	3:05.06
5 ALVES LEITE MARIA	BRA	3:35.28
6 HUTAPEA EMMY MARYAM BRECHBUEHL DORLY	INA	3:57.48
	CAN	DNF

##### HEAT 2

1 DE PRETER BERTHILIA	BEL	3:00.94
2 GREEN JOYCE	AUS	3:01.23
3 BRASHER SHIRLEY	AUS	3:01.91
4 SUOMINEN MAIJA	FIN	3:04.89
5 SKARSVAG KIRSTEN LIEN	NOR	3:06.18
6 SMALLY NANCY	USA	3:16.36
7 NORCKAUER M	USA	3:43.32

#### FINAL

##### W60

1 COOPER ANN	AUS	2:52.66
2 DE PRETER BERTHILIA	BEL	2:54.59
3 SOGSTAD INGRID	NOR	2:54.89
4 GREEN JOYCE	AUS	2:56.25
5 BRASHER SHIRLEY	AUS	2:56.48
6 SUOMINEN MAIJA	FIN	2:58.78
7 LUNDKVIST GUNNEL	SWE	3:03.02
8 PETLEY MARCIA	NZL	3:03.65

#### HEATS

##### W65 HEAT 1

1 WERNER ERIKA	FRG	3:14.70
2 DAVIDSON GERRY	USA	3:23.84
3 MC COY ELLEN	USA	3:28.55
4 CASELLI JACLYN	USA	3:34.62
5 STOVER MARIE	USA	4:08.85
6 FAIRBANK MARTHA	USA	4:28.78

##### HEAT 2

1 CAMERON HAZEL	CAN	3:04.53
2 JOHNSON RAYE	USA	3:06.20
3 MANDLER ANNA	FRG	3:09.35
4 ADAMS LOUISE	USA	3:15.98
5 SUAREZ DE BERNAL MARIA	COL	3:18.33
6 MARVIN LENORE	CAN	3:32.65
7 PEEBLES CAROL	USA	3:50.85

#### FINAL

##### W65

1 MANDLER ANNA	FRG	3:03.10
2 CAMERON HAZEL	CAN	3:05.05
3 WERNER ERIKA	FRG	3:06.07
4 ADAMS LOUISE	USA	3:19.10
5 DAVIDSON GERRY	USA	3:22.93
6 MC COY ELLEN	USA	3:28.18
7 SUAREZ DE BERNAL MARIA	COL	DNF
8 JOHNSON RAYE	USA	DNF

#### FINAL

##### W70

1 TIBBLING BRITTA	SWE	3:14.90
2 STAFFORD MARIE	USA	3:26.39
3 CRANE IRENE	USA	3:51.91

#### FINAL

##### W75

1 LUTHER JOHANNA-FRIDA	FRG	3:32.98
2 MEHL PEARL	USA	3:59.12
3 JAMES BESS	USA	4:15.07
4 GRANSTROM IVY	CAN	4:35.68
5 STOTSENBERG DOROTHY	USA	4:39.49

#### FINAL

##### W80

1 HIELSCHER BERTHA	FRG	4:18.12
2 SALISBURY MARILLA	USA	6:55.25

#### 1500 M RUN

#### HEATS

##### M40 HEAT 1

1 FRYE DANIEL	USA	3:59.86
2 SPARKS KEN	USA	4:02.43
3 SHIRLEY GRAEME	USA	4:11.39
4 MALONE RODNEY B.	USA	4:16.05
5 TRACY DENNIS	USA	4:16.31
6 RUNYAN CRAIG	CAN	4:18.14
7 BROCK GREGORY	USA	4:18.66
8 TAYLOR SCOTT	USA	4:20.14
9 HOULE JOHN	USA	4:27.13
10 PORTER ROGER	GBR	4:28.43
11 MORA ROJAS GERMAN	COL	4:30.76
12 TYLER MICHAEL	USA	4:31.25
13 ALLRED LOUIS	USA	4:34.19
14 GOVIND PETER	MAL	4:35.94
15 REYNOLDS MARC	USA	4:51.53

##### HEAT 2

1 VANKRUNKELSVEN JOS	BEL	3:59.48
2 MACDONALD DUNCAN	USA	3:59.74
3 SMITH NOLAN	USA	4:03.74
4 SWENSON ALBIN	USA	4:04.49
5 TAYLOR RANDY	USA	4:11.00
6 KVALHEIM ARNE	NOR	4:18.80
7 WITALA MARC	USA	4:19.71
8 PEDERSEN SVEND	DEN	4:20.09
9 GOERGEN (DR) HEINER	FRG	4:23.06
10 ASPILLAGA GASTON	CHI	4:24.44
11 MOON DANNY	USA	4:25.11
12 MANTILLA FELIX	COL	4:30.02
13 WILSON LARRY	USA	4:35.95
14 COLON RUBEN	PUR	4:45.35
15 MICHALEK HEINZ	FRG	4:46.36
16 DUNCAN JACK	USA	4:47.99
17 TYSOE ROBERT	USA	5:01.63

##### HEAT 3

1 THOMAS CLIVE	GBR	4:02.95
2 DYCE BYRON	USA	4:04.16
3 NOLAN HAROLD	USA	4:04.75
4 O'BRIEN RICHARD	USA	4:06.29
5 MARTIN JOHN	USA	4:11.95
6 LAMB ALAN ROY	GBR	4:17.21
7 MADDEROM JAKE	CAN	4:18.25
8 CADMAN ED	USA	4:19.88
9 ROAS, BALTAZAR DA PAULO	BRA	4:19.97
10 GRALL JEAN-MARIE	FRA	4:31.46
11 WILLIAMS ROBERT	USA	4:32.53
12 BURLESON JOSEPH A.	USA	4:32.67
13 KIELY MICHAEL	IRL	4:32.86
14 KIRCH JEAN JACQUES	FRA	4:36.43
15 ADKISSON MICHAEL	USA	4:58.17
16 MERRICK MICHAEL	USA	5:35.07




PHOTO BY JOHN GIUSTINA

##### HEAT 4

1 ALMBERG LARRY	USA	4:05.67
2 FERRAZ STEVE	USA	4:08.26
3 HAMMITT RAY	USA	4:11.53
4 HAMPTON JIM	USA	4:12.03
5 NICHOLSON CARL	USA	4:13.81
6 HOUSE REG	NZL	4:18.66
7 LAMM MICHAEL	USA	4:23.36
8 KRYSAK GARRY	USA	4:26.87
9 OVERBYE GORDON	USA	4:28.61
10 HARRINGTON DENNY S	USA	4:34.64
11 NEMIR PHIL	USA	4:39.75
12 RHODES MIKE	AUS	4:42.48
13 HAYES TOM	USA	4:45.34
14 CASTLE LESLIE	USA	4:53.34
15 SURENDRAN MADHUMAL	IND	DNF
16 JORDETH JOHN	USA	DNF

##### HEAT 5

1 WAIGWA WILSON	KEN	4:00.33
2 COUSINS IAN	GBR	4:04.86
3 KUTVONEN JOUKO	FIN	4:08.55
4 ALLEN BERNIE	GBR	4:14.35
5 SKISLAK JOHN	USA	4:24.52
6 GRAY NEIL	AUS	4:26.46
7 OLSEN ERIC	USA	4:29.94
8 MARSHALL FRANK	USA	4:30.33
9 JAMISON RICK	USA	4:33.02
10 ROBINSON TOM	USA	4:33.43
11 MURPHY PAUL	USA	4:34.23
12 ELLIS SIMON	USA	4:36.56
13 GRAVETTE JAMES	USA	4:50.73
14 ROOK RON	USA	4:52.01
15 SCOTT WILLIAM	GBR	5:00.85
16 MURRAY TONY	AUS	DNF

#### FINAL

##### M40

1 WAIGWA WILSON	KEN	3:49.47
2 ALMBERG LARRY	USA	3:53.18
3 FRYE DANIEL	USA	3:53.57
4 MACDONALD DUNCAN	USA	3:58.70
5 VANKRUNKELSVEN JOS	BEL	3:59.14
6 SMITH NOLAN	USA	3:59.75
7 THOMAS CLIVE	GBR	3:59.88
8 COUSINS IAN	GBR	4:00.85
9 SPARKS KEN	USA	4:01.03
10 SWENSON ALBIN	USA	4:01.74
11 NOLAN HAROLD	USA	4:02.27
12 DYCE BYRON	USA	DNF

#### HEATS

##### M45 HEAT 1

1 LARIS TOM	USA	4:18.16
2 ADAMS BARRY	CAN	4:19.45
3 FRANKLIN HARVEY MARTIN	USA	4:22.76
4 SULLIVAN TOM	USA	4:23.85
5 JONES IAN K.	AUS	4:32.15
6 SCHUEHLE ALLAN L	USA	4:42.31
7 GAUTREAU NORMAN	USA	4:44.13
8 KAVANAGH EDWARD	CAN	4:46.84
9 MATTSSON BJORN	SWE	4:55.29
10 SKUSE ROY	NZL	5:02.11
11 PHARO HELGE	NOR	DNF

##### HEAT 2

1 MACDONALD NEIL	AUS	4:19.43
2 DUFF MARTIN	GBR	4:21.31
3 VAKKURI PEKKA	FIN	4:22.29
4 HACKETT JERRY	USA	4:22.87
5 WOLFE VICTOR	USA	4:23.39
6 REISINGER ROY	USA	4:31.05
7 COTE JOSEPH T.	USA	4:33.80
8 MCLATCHIE JAMES	USA	4:44.05
9 KIMBER EDWARD	GBR	4:49.76
10 SEYMOUR TEDDY	ISV	4:54.02
11 PAULING RUSSELL	NZL	4:56.90
12 HUNT PATRICK	USA	5:12.29
13 STODDARD NEAL	USA	5:22.32

##### HEAT 3

1 ROWELL DAVID	NZL	4:17.98
2 KOCH DAMIEN	USA	4:19.12
3 DOHERTY NEIL	USA	4:20.04
4 KORPIMAKI VESA	FIN	4:20.42
5 CONTRERAS DE LA O B	MEX	4:22.14
6 RANDALL KIRK	USA	4:24.94
7 SHATTUCK EDWARD	USA	4:35.07
8 CONTRERAS DE LA O M	MEX	4:43.78
9 WOOLEY DAVID	USA	5:00.00
10 ALBRIGHT KENT	USA	5:09.91
11 PLARES BONIFACIO	PHI	5:12.84

##### HEAT 4

1 MANLEY MIKE	USA	4:14.83
2 WARZEE STEPHEN	GBR	4:14.94
3 ALDERDICE TREVOR	GBR	4:15.75
4 VAUGHAN DEREK	GBR	4:16.51
5 SHINOHARA TSUNEO	JPN	4:20.19
6 GIBBONS JAMES	USA	4:20.41
7 LARSON GEORGE	USA	4:21.24
8 HUCKEL SAM	USA	4:25.82
9 KEINO KIPCHOGE	KEN	4:25.99
10 KAMINSKY SETH	USA	4:36.70
11 KOUSKY EDGAR	USA	4:36.83
12 OBST RONALD	AUS	5:11.39
13 JOHNSON CHARLES O	USA	5:17.99

#### FINAL

##### M45

1 VAUGHAN DEREK	GBR	4:09.58
2 ROWELL DAVID	NZL	4:09.85
3 MACDONALD NEIL	AUS	4:11.07
4 ALDERDICE TREVOR	GBR	4:11.24
5 WARZEE STEPHEN	GBR	4:11.73
6 LARIS TOM	USA	4:15.12
7 ADAMS BARRY	CAN	4:17.13
8 DOHERTY NEIL	USA	4:18.17
9 SHINOHARA TSUNEO	JPN	4:18.70
10 GIBBONS JAMES	USA	4:19.54
11 MANLEY MIKE	USA	DNF
12 KOCH DAMIEN	USA	DNF

#### HEATS

##### M50 HEAT 1

1 MCNAMARA JAMES	IRL	4:26.37
2 HOWARD SID	USA	4:29.74
3 FRASER MALCOLM	NZL	4:31.37
4 COWIE JOE	NZL	4:34.33
5 O'ROURKE DESMOND	USA	4:34.46
6 DWYER JOHN	AUS	4:40.8
7 CHRISTIANSEN MICHAEL	USA	4:42.84
8 COSGROVE WAYNE	CAN	4:46.25
9 CLARK JIM	USA	4:48.14
10 MORRIS DAVID	USA	4:56.59
11 GONZALEZ OSCAR	MEX	5:01.58
12 MC ENEARNEY ANTHONY	AUS	5:09.06
13 KAUFMAN ERICH A.	USA	5:09.11
14 FREMION CLAUDE	FRA	5:10.38
15 MURPHY DAVID	AUS	6:04.35

##### HEAT 2

1 KURZ JOSEF	FRG	4:22.30
2 JAMES STEPHEN	GBR	4:22.40
3 WARREN JOHN	AUS	4:26.67
4 RICHARDSON PETE (PAUL)	USA	4:27.70
5 BEDELL CLIFF	USA	4:30.91
6 CARUSO ROBERTO	ITA	4:34.08
7 YODER MEL	USA	4:44.58
8 SALTHOUSE GRAEME	AUS	4:47.07
9 FJELSTAD DUANE	USA	4:49.77
10 MORRISON HENRY	GBR	4:54.57
11 KIES DAN	USA	5:09.75
12 DAMERON WILLARD	USA	5:17.60
13 FLEISHMAN CHARLES	USA	5:24.37
14 LIVINGSTON ROBERT	USA	5:34.49

##### HEAT 3

1 BRADFORD ALAN	AUS	4:16.63
2 GOMES DA SILVA NELSON	BRA	4:19.00
3 MAY JOHN	AUS	4:25.42
4 CONWAY DANIEL	USA	4:25.83
5 WIPER TOM	USA	4:56.88
6 ADOLFSSON BERNT	SWE	4:59.72
7 HWANG JENG-SHYOUNG	TPE	5:01.23
8 OGDEN KENNETH	USA	5:06.83
9 STEARNS CECIL	USA	5:08.97
10 RENG ALWIN	FRG	5:10.44
11 BOYCE PAUL	AUS	5:24.86
12 IANORA ALFRED	USA	7:00.96
13 SCHAFFER WALT	USA	DNF

#### FINAL

##### M50

1 BRADFORD ALAN	AUS	4:08.09
2 MCNAMARA JAMES	IRL	4:13.28
3 KURZ JOSEF	FRG	4:13.62
4 GOMES DA SILVA NELSON	BRA	4:14.18
5 CONWAY DANIEL	USA	4:18.71
6 HOWARD SID	USA	4:21.52
7 JAMES STEPHEN	GBR	4:22.09
8 WARREN JOHN	AUS	4:23.89
9 MAY JOHN	AUS	4:24.87
10 BEDELL CLIFF	USA	4:25.64
11 FRASER MALCOLM	NZL	4:32.16
12 RICHARDSON PETE (PAUL)	USA	4:42.90

#### HEATS

##### M55 HEAT 1

1
---

### 1500 M RUN CONTINUED

#### FINAL

##### M60

1 TURNBULL DEREK	NZL	4:28.66
2 BINI CESARE	ITA	4:33.57
3 KING JOE	USA	4:46.96
4 MCCHESENEY BILL	USA	4:48.96
5 BAAS PIET	HOL	4:49.30
6 JACQUES BOYCE	USA	4:51.28
7 SIMPSON COLIN	GBR	4:53.19
8 BRINTON TOM	USA	4:56.42
9 HERNELIND KONRAD	SWE	4:59.67
10 WELCH RONALD	CAN	5:01.27
11 AMON (DR) HERFRIED	FRG	5:01.95
CHARMAN JAMES ALBERT	GBR	DNS

#### HEATS

##### M65 HEAT 1

1 MCKEOWN GORDON	AUS	5:21.60
2 BOTERBERG REMI	BEL	5:22.30
3 SADUL WALDEN	CAN	5:30.67
4 FAUDE PAUL	SUI	5:31.08
5 KNOX MERLE G.	USA	5:33.75
6 STRASSENBURG HOWARD	USA	5:43.50
7 PRELZ OLTRAMONTI FABIO	ITA	5:57.84
8 NIETO JOSE M	COL	6:11.63
9 HOOD BUZZY	USA	6:25.68
10 OEYE LARS	NOR	7:06.57

##### HEAT 2

1 MESSENGER ARCHIE	USA	5:20.71
2 GELBHAAR KURT	CAN	5:27.94
3 THIEL LEO	FRG	5:39.64
4 NIELSEN BASIL CHRISTIAN	GBR	5:39.72
5 MALLON JOSEPH A.	USA	5:53.76
6 BOCSKAI LASZLO	HUN	5:58.58
7 WILGUS DONOVAN	USA	6:18.74
8 MORALES DECANINI A	MEX	6:19.80
9 HUTCHESON CAMERON	USA	6:43.68
PAULSSON GOSTA	SWE	DNF

#### FINAL

##### M65

1 MCKEOWN GORDON	AUS	5:05.84
2 BOTERBERG REMI	BEL	5:09.72
3 MESSENGER ARCHIE	USA	5:11.59
4 NIELSEN BASIL CHRISTIAN	GBR	5:15.17
5 GELBHAAR KURT	CAN	5:23.55
6 SADUL WALDEN	CAN	5:28.96
7 FAUDE PAUL	SUI	5:30.19
8 THIEL LEO	FRG	5:35.20
9 KNOX MERLE G.	USA	5:40.18
10 PRELZ OLTRAMONTI FABIO	ITA	5:50.97
STRASSENBURG HOWARD	USA	DNS
MALLON JOSEPH A	USA	DNS

#### FINAL

##### M70

1 GILMOUR JOHN	AUS	5:09.73
2 JOSEFSSON HOLGER	SWE	5:15.80
3 BULKLEY DANIEL	USA	5:23.72
4 BOOTS JOHN	USA	5:26.03
5 MC PHERSON T	NZL	5:42.85
6 LUDZUWEIT OTTO	FRG	5:44.46
7 NASI PIETRO	ITA	5:45.44
8 HSU SHIN-KIN	TPE	5:59.36
9 EVANS JOHN L	USA	6:04.64
10 BENSON WILLIAM	USA	6:08.49
11 KAZDAN AARON	CAN	6:25.64
12 THOMAS LLOYD	USA	7:23.98
13 CASTLE LAWRENCE	USA	8:00.16
14 BERG LLOYD	USA	8:54.94

#### FINAL

##### M75

1 DAHLSTEN C	USA	6:16.24
2 WEICKARDT HANS	CAN	6:16.67
3 STOTSSENBERG ED	USA	6:19.75
4 PARDEE JACK	USA	6:29.59
5 BRAUNER JOSEF	FRG	6:34.20
6 WHELAN PATRICK	IRL	7:24.37
7 TZU YU	TPE	7:32.60
8 JAI RAM SUD	IND	7:36.63

#### FINAL

##### M80

1 BENHAM ED	USA	6:15.37
2 CHAPMAN WILLIAM	GBR	7:42.47
3 FIKE BYRON	USA	7:57.28

#### FINAL

##### M85

1 PEREZ LONGINO	MEX	8:25.03
2 BENTON WILLARD	USA	8:50.11

#### FINAL

##### M90

1 SPANGLER PAUL E.	USA	9:30.76
--------------------	-----	---------

#### FINAL

##### W35

1 ROOMS MARTINE	FRA	4:36.35
2 MCLATCHIE CAROL	USA	4:37.65
3 BOWDEN DARSIE	USA	4:43.14
4 ZALAKOVICSNE K	HUN	4:45.86
5 WALLACH MARILYN	USA	4:47.48
6 SIMMIE-KESECKER BECKIE	USA	4:50.93
7 NEWTON SANDRA	USA	4:51.17
8 JERMAN ANA	YUG	4:52.29
9 ARGENT FIONA	GBR	4:53.33
10 ROBB LINDA	GBR	4:56.01
11 TIFF MICHELE	USA	5:06.38
12 SMITH MARY ELLEN	USA	5:11.48
13 WINTER ROBYN	NZL	5:25.35
14 DARBON HAZEL	GBR	5:35.45

#### HEATS

##### W40 HEAT 1

1 HOLMES D JANE	GBR	4:52.75
2 MACHARG KAREN	USA	4:56.22
3 HOULTON SUSAN	USA	5:04.95
4 PENDLETON JONI	USA	5:09.80
5 GERL SHARON	USA	5:10.27
6 KLITZKE CAROL	USA	5:11.46
7 BALLARD BARBARA	USA	5:21.04
8 CALDER PEGGY	NZL	5:56.76
9 PADMAJA DEVI M	IND	6:19.84
10 JOHNSON MARJORIE	USA	6:24.21

#### HEAT 2

1 DALY JUDY	AUS	5:01.57
2 FINDLEY LINDA	CAN	5:03.49
3 TRIGUEIRO JULES	USA	5:03.55
4 NAYLOR HILARY	USA	5:05.17
5 SCHMITT ANNE	USA	5:19.36
6 PUTERBAUGH CANDY	USA	5:21.51
7 GILBERT CONNIE	USA	5:27.99
8 MC LARTY DIANE	USA	5:34.40
9 POMMIER SHIRLEY	CAN	5:40.24
10 MURPHY GAYLE	USA	5:57.10
11 FERNANDO IRANGANIE	SRI	6:59.82

#### FINAL

##### W40

1 DALY JUDY	AUS	4:37.65
2 MACHARG KAREN	USA	4:42.97
3 HOLMES D JANE	GBR	4:45.67
4 FINDLEY LINDA	CAN	4:54.05
5 HOULTON SUSAN	USA	4:55.60
6 TRIGUEIRO JULES	USA	5:03.65
7 PENDLETON JONI	USA	5:05.45
8 KLITZKE CAROL	USA	5:07.89
9 NAYLOR HILARY	USA	5:08.40
10 GERL SHARON	USA	5:09.05
11 BALLARD BARBARA	USA	5:17.66
SCHMITT ANNE	USA	DNS

#### HEATS

##### W45 HEAT 1

1 HALME LEENA	FIN	5:00.10
2 COLMAN JOAN	USA	5:03.15
3 FLEXER CAROL	USA	5:03.66
4 ORMAN MARGARET	NZL	5:04.29
5 YEWER KAREN	GBR	5:07.36
6 FARISH MAUREEN	GBR	5:10.53
7 ERIKSSON GUN	SWE	5:13.49
8 CARLSEN EVA	NOR	5:18.44
9 RILEY FAY	NZL	5:25.47
10 WILLMOTT JUDY	CAN	5:30.34
11 BOST MADELINE	USA	5:31.40
12 RODD GAIL	USA	5:32.33
13 SERRE MARY-LOU	AUS	6:08.31
14 BURTON ERNY (T.S.)	INA	7:15.12

##### HEAT 2

1 UPTON LINDA	USA	5:05.04
2 LEHMANN BARBARA	FRG	5:05.68
3 MATSON SHIRLEY	USA	5:05.72
4 PIKE BARBARA	USA	5:09.23
5 VILLA ROBIN	USA	5:09.39
6 CARLSSON KRISTINA	SWE	5:10.50
7 KIMBER JOSEPHINE	GBR	5:17.05
8 BACHE LOLITIA	SWE	5:22.24
9 ERIKSSON GERD	SWE	5:28.84
10 CLEVELAND MAE	USA	5:34.28
11 MOON MADELYN	USA	5:42.50
12 WESTBROOK SUZANNE	AUS	6:04.38
13 WARD JEAN	CAN	6:52.73
SEILNACHT CHRISTA	FRG	DNF

#### FINAL

##### W45

1 LEHMANN BARBARA	FRG	4:45.84
2 COLMAN JOAN	USA	4:48.19
3 MATSON SHIRLEY	USA	4:48.22
4 HALME LEENA	FIN	4:48.24
5 FLEXER CAROL	USA	4:53.59
6 UPTON LINDA	USA	5:03.08
7 ORMAN MARGARET	NZL	5:03.11
8 YEWER KAREN	GBR	5:06.51
9 PIKE BARBARA	USA	5:10.88
10 FARISH MAUREEN	GBR	5:13.93
11 CARLSSON KRISTINA	SWE	5:16.26
12 VILLA ROBIN	USA	5:20.11

#### FINAL

##### W50

1 MARTIN PIKKO LIISA	FIN	5:15.85
2 HOAGLAND JEANNE	USA	5:16.47
3 KNOTT SANDRA	USA	5:18.43
4 CAPPETTA CAROLYN	USA	5:22.80
5 PELL EVE	USA	5:24.97
6 CHANDLER JUDY	NZL	5:25.01
7 TROTT SUSAN	USA	5:32.11
8 SCHANCHE JANNICKE	NOR	5:40.61
9 AKBAS GUL	TUR	5:52.99
10 HARADA MARY	USA	5:54.33
11 BARR SUE	GBR	6:00.84
12 BROWN-TESSA	NZL	6:11.78
13 RENG ANNEMARIE	FRG	6:11.96

#### FINAL

##### W55

1 IRVINE MARION	USA	5:25.34
2 HORNE JEAN	CAN	5:26.18
3 LOUDON MYFANWY	GBR	5:30.41
4 ALBURY JEAN	AUS	5:34.19
5 TURNER MOLLY	CAN	5:35.39
6 AINSLIE PEGGY	USA	5:46.42
7 HALS JOYCE	USA	5:49.82
8 MILES JUNE	NZL	5:51.02
9 DICKINSON JUNE	USA	5:55.11
10 SZAWLOWSKI LIZ	USA	5:56.56
11 BUTCHER GRACE	USA	6:02.45
12 CRAWFORD JIM	NZL	6:06.99
13 MEANS SUSAN	USA	6:38.77
14 MCCHESENEY MARCIA	USA	6:46.60
15 MONSALVE DE SANTOS R	COL	7:27.38

#### FINAL

##### W60

1 BRASHER SHIRLEY	AUS	5:48.96
2 DE PRETER BERTHILIA	BEL	5:50.95
3 SUOMINEN MAIJA	FIN	5:53.40
4 SKARSVAG KIRSTEN LIEN	NOR	6:10.16
5 LUNDKVIST GUNNEL	SWE	6:11.54
6 ROSS JOSELYN	GBR	6:11.96
7 CARLSON MARY LOU	USA	6:27.36
8 SMALLY NANCY	USA	6:39.08
9 WITHROW MARGIE	USA	7:03.07
10 NORCKAUER M	USA	7:11.65
11 KASPER RUTH	USA	7:36.33
12 ALVES LEITE MARIA	BRA	7:47.55

#### FINAL

##### W65

1 MANGLER ANNA	FRG	6:15.82
2 CAMERON HAZEL	CAN	6:17.05
3 WERNER ERIKA	FRG	6:20.81
4 SUAREZ DE BERNAL MARIA	COL	6:41.23
5 DAVIDSON GERRY	USA	6:43.12
6 MCDONOUGH KATHLEEN S.	USA	7:04.38
7 MITCHELL JEAN	USA	7:22.38
8 MODRZEJEWSKI URSULA	FRG	7:28.43
9 PEEBLES CAROL	USA	8:06.16
10 KOENIG VADINE	USA	8:13.11
11 STOVER MARIE	USA	9:22.43
MARVIN LENORE	CAN	DNF

#### FINAL

##### W70

1 TIBBLING BRITTA	SWE	6:49.27
2 STAFFORD MARIE	USA	7:01.37
3 WILLIAMS ALGENE	USA	7:05.37
4 VARANI MARY	USA	7:44.11
5 BERG EDNA	USA	9:19.98

#### FINAL

##### W75

1 LUTHER JOHANNA-FRIDA	FRG	7:09.72
2 MEHL PEARL	USA	8:00.44
3 CLARKE ANNE	USA	8:38.61
4 GRANSTROM IVY	CAN	8:55.60
5 STOTSENBERG DOROTHY	USA	9:30.89
6 FORBES AILSA	NZL	10:27.64

#### FINAL

##### W80

1 SALISBURY MARILLA	USA	14:03.65
---------------------	-----	----------

### 5000 M RUN

#### FINAL

##### M40

1 WAIGWA WILSON	KEN	14:26.43
2 JONES PETER	GBR	14:37.46
3 ROPER ALUN	GBR	14:37.50
4 NOLAN HAROLD	USA	14:59.98
5 MURRAY TONY	AUS	15:04.28
6 O'BRIEN COLIN	AUS	15:07.16
7 KARDONG DON	USA	15:09.82
8 O'BRIEN RICHARD	USA	15:13.09
9 ZAMORA ALARCON J	ESP	15:14.60
10 GIAMBALVO BOB	USA	15:16.53
11 COUSINS IAN	GBR	15:20.40
12 ELTZ BILL	USA	15:21.55
13 OWENS EARL	USA	15:22.47
14 FULTZ JACK	USA	15:25.46
15 BERGERON NICOL	CAN	15:25.51
16 GORDILLO EWAR	COL	15:25.71
17 GREEN MICHAEL	GBR	15:34.55
18 SHROCK BRENDAN	IRL	15:36.38
19 COOPER BARRY	NZL	15:37.55
20 HOELTZEL RAYMOND	FRA	15:38.00
21 GOERGEN (DR) HEINER	FRG	15:38.10
22 FERRAZ STEVE	USA	15:39.94
23 TIGHE JERRY	CAN	15:41.46
24 LAMB ALAN ROY	GBR	15:42.76
25 DICKSON IAN	USA	15:44.82
26 MC GREGOR ROB	NZL	15:45.14
27 MURRIN SEAMUS	GBR	15:50.03
28 SUDDETH THOM	USA	15:53.54
29 JORDETH JOHN	USA	15:53.66
30 DAVIS RICHARD	USA	15:53.75
31 SCHOLLES KEITH	NZL	15:54.70
32 MANTILLA FELIX	COL	15:55.62
33 BOHN JAMES	USA	15:59.54
34 CADMAN ED	USA	15:59.84
35 ROAS BALTAZAR DA P.	BRA	15:59.90
36 GREAVES ERIC	AUS	16:00.53
37 MALONE RODNEY B.	USA	16:08.06
38 PEDERSEN SVEND	DEN	16:12.16
39 TAYLOR SCOTT	USA	16:14.59
40 SCHMIDT GERHARD	FRG	16:16.97
41 PORTER ROGER	GBR	16:18.23
42 KERR TOM	AUS	16:20.55
43 BRANSON CORNELIUS	USA	16:25.48
44 MALINER RAIMO	FIN	16:26.86
45 MADDEROM JAKE	CAN	16:29.6

### 5000 M RUN

36 FOLEY BRIAN	AUS	17:34.45
37 DRIESSEN HEINZ	FRG	17:35.12
38 WAITE JOHN	AUS	17:38.79
39 KREBS FRANK	USA	17:39.52
40 KIMBER EDWARD	GBR	17:42.55
41 WHITE JAKE	USA	17:44.55
42 KROEKER RONALD	USA	17:48.15
43 EVERTS EVERT	FRG	17:49.26
44 COOPER BILL	USA	17:53.90
45 SHOESMITH EDWARD	CAN	17:55.65
46 BROWN MALCOLM	AUS	17:58.33
47 KAVANAGH EDWARD	CAN	18:00.42
48 KELSEY KENNETH	NZL	18:00.53
49 MAC DERMOTT MICHAEL	AUS	18:02.07
50 PAULING RUSSELL	NZL	18:05.02
51 BRANDRETH GEORGE	USA	18:06.60
52 DALGLEISH JAMES	AUS	18:09.27
53 PROSSER LAURENCE	AUS	18:16.03
54 ORIA ALBERTO	ITA	18:16.50
55 BARVICK EDWARD	USA	18:21.72
56 HARRISON BILL	AUS	18:29.33
57 SMITH CLIVE	AUS	18:29.88
58 JERRAM COLIN JAMES	AUS	18:33.04
59 ZEMPER ERIC	USA	18:38.84
60 TRIPPE TOMMY	USA	18:41.86
61 ADDINK SYLVAN	USA	18:44.52
62 SEYMOUR TEDDY	ISV	18:49.28
63 NEWWEY JEFF	AUS	18:52.19
64 GAMBLE DANIEL	USA	18:54.50
65 KODWEISS HORST	FRG	19:04.96
66 HAKES GEOFF	AUS	19:06.13
67 GLASER PETER	USA	19:09.80
68 BROOKING GARY	NZL	19:18.54
69 JORDAN DAVID	USA	19:19.70
70 OBST RONALD	AUS	19:21.22
71 RADAKOVICH STEVE	USA	19:21.50
72 HUNT PATRICK	USA	19:22.29
73 KUSE ROY	NZL	19:24.43
74 LOVELOCK PAUL	CAN	19:28.20
75 MADDIGAN PETER	AUS	19:29.64
76 SAUTIERE ANDRE	FRA	19:42.01
77 KEARSE TOM	CAN	19:43.36
78 JOHNSON CHARLES O	USA	19:55.07
79 STODDARD NEAL	USA	19:56.98
80 LINZBICHLER HELMUT	AUT	20:06.40
81 NORDEN ALAN	AUS	21:22.42
82 MARTIN SIDNEY	USA	21:30.36
83 LEDERER NICK	USA	24:29.90
MOELDERS GERD	FRG	DNF

### FINAL

#### M50

1 MCNAMARA JAMES	IRL	15:35.46
2 KURZ JOSEF	FRG	15:36.31
3 HEYDENS ADRIAAN	HOL	15:40.65
4 CONWAY DANIEL	USA	15:43.58
5 UNDERSAKER NILS	NOR	15:44.93
6 CHIAU WILFRIED	BEL	15:46.21
7 JAMES STEPHEN	GBR	15:51.80
8 WEATHERLEY JOHN	NZL	15:55.55
9 COWIE JOE	NZL	16:12.73
10 FODOR JOSEF	USA	16:16.18
11 BUCKNER GEORGE	USA	16:25.41
12 BLONNER ADOLF	AUS	16:26.15
13 HARROLD GEOFFREY	GBR	16:35.79
14 SEYMON THOMAS	AUS	16:35.85
15 AOKI SEKINOSUKE	JPN	16:53.85
16 FJELSTAD DUANE	USA	16:54.62
17 BRUNT MIKE	NZL	16:58.70
18 MILLER REED	USA	17:01.20
19 RITSCH TONI	ITA	17:02.95
20 SCHAFFER WALT	USA	17:03.48
21 GOLET HENRY	GBR	17:04.00
22 MORRISON JAMES	GBR	17:07.25
23 O'ROURKE DESMOND	USA	17:08.32
24 MUNRO TERRY	AUS	17:23.15
25 ALSLEBEN CAL	USA	17:24.30
26 DEAN JOSEPH	GBR	17:24.71
27 MITCHELL BILL	USA	17:26.15
28 WALSH WILLIAM	USA	17:33.01
29 CHRISTIANSEN MICHAEL	USA	17:34.10
30 MORRISON HENRY	GBR	17:41.26
31 BOWERS JOHN	AUS	17:42.65
32 HARBERT RAYMOND H.	AUS	17:50.17
33 ARMSTRONG GEORGE	GBR	17:56.49



PHOTO BY JOHN GIUSTINA

34 SALTHOUSE GRAEME	AUS	17:56.87
35 YODER MEL	USA	17:57.00
36 DANIELS ROGER	USA	17:59.44
37 MORRIS DAVID	USA	18:08.57
38 LUIS FERNANDO	POR	18:08.78
39 HAYES ROBERT	AUS	18:11.99
40 FINCH JOHN	USA	18:12.17
41 PROUSE ALBERT	GBR	18:20.74
42 ADOLFSSON BERNT	SWE	18:23.34
43 BARR JERRY	GBR	18:24.20
44 LANGENBACH ROBERT	USA	18:33.93
45 KIRKWOOD MIKE	GBR	18:37.04
46 WIPER TOM	USA	18:37.89
47 JOHNSTONE PETER	AUS	18:38.54
48 GRISSMER MANFRED	FRG	18:39.21
49 BOYD GORDON	CAN	18:48.88
50 MONACO, JR. LAWRENCE	USA	18:53.53
51 OGDEN KENNETH	USA	19:00.04
52 PETRY VINCENT	NZL	19:02.85
53 BECKER JACK	AUS	19:07.52
54 RICHARDSON GEORGE	GBR	19:10.84
55 MARTINSSON KUJELL	SWE	19:15.19
56 HARMS RALPH	USA	19:27.56
57 EMM HARRY	NZL	19:33.60
58 FREMON CLAUDE	FRA	19:34.72
59 JANSSEN JOHANNES	FRG	19:37.14
60 DES JARDINS CHARLES	USA	19:47.39
61 HURLEY JOHN T.	USA	19:52.97
62 ERICKSON HOWARD	USA	20:15.68
63 GOLDING FRANK	GBR	20:24.27
64 PAUDEX GILBERT	SUI	20:34.33
65 GOREHAM FRITZ L.	USA	20:40.53
66 GOTTFRIED JOHN	USA	20:46.39
67 WELLS GRAEME	NZL	20:50.24
68 MC ENARNEY ANTHONY	AUS	21:40.78
69 CLARKE GERALD	AUS	21:45.73
70 PATTINSON RONALD	USA	22:18.26
71 MORRIS PAUL	AUS	22:20.86
72 SMITH LAWRENCE	USA	22:24.13
73 BAXTER ALEXANDER	AUS	22:25.52
74 MURPHY DAVID	AUS	22:52.29
75 STOKES, JR. RICHARD D.	USA	24:07.13
76 IANORA ALFRED	USA	27:38.31
ALDEGALEGA ARMANDO	POR	DNF
DALEY JIM	USA	DNF

### FINAL

#### M55

1 VAN ONSELEN JEAN	BEL	16:21.93
2 FOULK BILL	USA	16:31.10
3 TAYLOR MURRAY	NZL	16:32.48
4 RICHARDSON EDWARD	GBR	16:41.21
5 MAHAFFEY DEREK	USA	16:44.67
6 VICENTE FRANCISCO	POR	16:52.32
7 GAMMIE DON	USA	17:15.63
8 WELDY JOHN	USA	17:17.62
9 TARRANT MAURICE	CAN	17:22.33
10 MORRELL MAURICE E.	GBR	17:29.27
11 GARRITY RAYMOND	CAN	17:31.45
12 POSTON RON	USA	17:32.10
13 AMDAHL PER	NOR	17:32.79
14 SLOCUMB DON	USA	17:35.49
15 TENNISON JIMMIE	USA	17:37.78
16 JUDGE NORMAN E.	IRL	17:51.25
17 WOOD JOHN-DEREK	GBR	17:55.54
18 MELROSE DONALD	NZL	17:57.64
19 VERNOSKY GEORGE	USA	18:00.90
20 YOUNG RONALD	AUS	18:08.55
21 GUERSVOLD ARVVE	SWE	18:15.22
22 BAILLIE WILLIAM	NZL	18:19.15
23 MC LINDEN FRANK	AUS	18:26.31
24 BUSCH DONALD	CAN	18:26.78
25 MIYAKAWA TADASHI	JPN	18:27.31
26 LLANOS ASNORALDO	COL	18:28.91
27 HIRSCH GEORGE	USA	18:33.01
28 REID STUART	AUS	18:34.55
29 VAN WIJNGAARDEN H.	AUS	18:44.63
30 SONERSON STANLEY	GBR	18:49.87
31 CRACK RALPH	AUS	18:51.24
32 PADGET DAVID	AUS	18:57.65
33 JOHNSON AULDON	USA	18:59.97
34 ANDERSON IAN	AUS	19:00.97
35 WALSHAM ARTHUR	GBR	19:01.75
36 ATKINSON JOHN	GBR	19:02.09
37 BEISTY JAMES K.	AUS	19:04.96
38 CONWAY JAMES	CAN	19:05.50
39 BECKWITH WILLIAM	USA	19:06.46
40 CARBALLO ARTHUR	CAN	19:10.98
41 COUTTIE PETER	AUS	19:12.64
42 KANE BERNARD	NZL	19:12.87
43 DOUGLAS JAMES	IRL	19:15.53
44 BYERS ALAN EDWIN	GBR	19:15.68
45 WOOD ROD	USA	19:17.32
46 TOBIN JIM	NZL	19:19.07
47 LE GET PETER	AUS	19:21.31
48 MIKKELSON EUGENE	USA	19:24.92
49 BRAZIER JOHN	USA	19:30.15
50 RUDY ARLIE A.	USA	19:31.47
51 BRIGGS THOMAS	USA	19:35.91
52 LIVESAY JOSEPH	USA	19:44.60

53 DUPEE TED	USA	19:46.97
54 GOERING DALE	USA	19:47.29
55 KENDRICK BRIAN	NZL	19:48.35
56 LOWRY DUANE	AUS	19:50.79
57 HEFFORD TREVOR	NZL	19:50.99
58 DALGLEISH THOMAS P.	AUS	19:54.65
59 JACOBS JAMES	USA	19:56.06
60 O'DONNELL JIM	AUS	19:57.77
61 BLONNER HENRY	AUS	19:58.39
62 CARRADINE BRUCE	USA	20:01.07
63 BRITTAIN IAN	AUS	20:03.45
64 BURD BOB	USA	20:03.97
65 SILCOCK COLIN JOSEPH	AUS	20:07.31
66 FREEMAN GEORGE	USA	20:09.37
67 ALEXANDER EDWIN	USA	20:13.74
68 BRIDLE NICK	AUS	20:27.24
69 HAHN PHILIP	USA	20:27.90
70 NILSSON KURT LEVI	SWE	20:29.28
71 CLARO CARLOS	POR	20:32.83
72 GREGSON JOHN B.	USA	20:35.14
73 GUTIERREZ LUIS HERNAN	CHI	20:39.83
74 GROSSE-COOSMANN A.	FRG	20:41.14
75 THORNTON DESMOND	NZL	21:02.49
76 BEAGLE JOHN	AUS	21:03.36
77 MILES JIM	NZL	21:15.27
78 RYAN FIELD	USA	21:19.33
79 MCHAN JIM A.	USA	21:22.93
80 BODKER ANDERS	DEN	21:38.06
81 GREEN PATRICK	GBR	22:33.47
82 BURTON KEITH	INA	23:45.05
83 LOESCH WERNER	FRG	23:49.66
84 HANSEN JORGEN	DEN	24:35.14
85 WHITEHEAD WARREN	NZL	26:59.13
86 BECKETT MERVYN	AUS	27:19.67
87 MALL CHARANJI LAL	IND	30:09.78

### FINAL

#### M60

1 BINI CESARE	ITA	16:36.99
2 TURNBULL DEREK	NZL	16:51.48
3 JORGENSEN GAYLON	USA	17:28.21
4 HERLAAR SIMON	HOL	17:51.10
5 SILVA JOAQUIM	POR	17:55.08
6 REIDEMEISTER GERHARD	FRG	17:55.14
7 STABLER EDWARD	USA	18:00.39
8 LAWSON GEORGE	GBR	18:06.35
9 KNOPP HERMANN	FRG	18:12.76
10 SIMPSON COLIN	GBR	18:13.42
11 ONEIL JIM	USA	18:13.85
12 KING JOE	USA	18:15.89
13 HERNELIND KONRAD	SWE	18:20.17
14 STEVENSON DAVID A.	USA	18:22.05
15 BELMORE ROBERT	GBR	18:23.99
16 STEWART RAY S.	USA	18:39.25
17 FRANKLIN RON	GBR	18:43.48
18 BENSON DICK	USA	19:00.53
19 THOMAS BEN	NZL	19:11.00
20 TORRES HUMBERTO LUIS	PUR	19:12.58
21 NELNES TORBJORN	NOR	19:23.15
22 ASKELL ERNIE	NZL	19:28.38
23 ORACHESKI STANLEY	CAN	19:28.52
24 CAREY BILL	USA	19:29.09
25 BOUTARD ROBERT	FRA	19:32.35
26 ANTHONY NOEL	AUS	19:36.00
27 ECCLES JOHN	NZL	19:40.39
28 PLUMMER JOHN	AUS	19:41.55
29 LYNCH TIMOTHY	IRL	19:43.38
30 PUMPHREY GENE	USA	19:54.04
31 CROOKE KENNETH	GBR	20:03.18
32 HESS HARRIE	USA	20:09.23
33 PICKETT DON	USA	20:18.95
34 ROUSE JOHN	USA	20:25.19
35 WHITMORE MURRAY	AUS	20:32.98
36 LOADER ROBERT	AUS	20:40.99
37 TREML JOE	USA	20:46.66
38 ENGLISH GORDON	USA	21:03.95
39 BENDANDI WALTER	ITA	21:04.55
40 GIL RAY	USA	21:04.73
41 CAMPBELL BRUCE	AUS	21:14.38
42 MITCHELL RICHARD	USA	21:26.88
43 KERR JOHN	AUS	21:35.23
44 MC DOWELL CHARLES	GBR	21:40.46
45 DEROUEN LEROY	USA	21:50.13
46 MUNDLE PETER	USA	21:56.33
47 BROWN JOSEPH	USA	22:00.52
48 MUNRO MELVYN	NZL	22:13.48
49 WILLIAMS HERBERT A.	USA	22:16.37
50 CORISH NICK	IRL	22:16.78
51 NOLAN GERARD	USA	22:19.50

52 HUANG LAI-TE	TPE	22:24.30
53 KRAWITZ EDWIN	USA	22:33.39
54 RODRIGUEZ FRANK E	USA	22:36.45
55 GAHAN CHARLES	AUS	22:55.13
56 GREEN JACK	USA	22:55.30
57 ANHORN DON	USA	22:56.17
58 SEMPLE ANDREW	AUS	23:10.68
59 HOLTAPPELS MATTHIAS	FRG	23:10.78
60 SCHLENDER JOHN	USA	23:23.31
61 TREMBEARTH DONALD	AUS	23:48.69
62 ALBURY THOMAS	AUS	24:32.04
63 JAGERS HAROLD	AUS	24:32.90
64 WEINSTEIN MARVIN	USA	24:48.09
65 TENGVIST BERTIL	SWE	24:58.58

### FINAL

#### M65

1 BOTERBERG REMI	BEL	18:59.87
2 SAMUELSSON GEORG	SWE	19:01.53
3 BANUELOS LARRY	USA	19:04.68
4 WALENTA MATHIAS	FRG	19:11.16
5 PERSSON BENGT LEO	SWE	19:20.86
6 HOULDEN JOHN	CAN	19:28.93
7 SKARSVAG KRISTIAN	NOR	19:32.90
8 GELBHAAR KURT	CAN	19:40.68
9 FAUDE PAUL	SUI	19:50.66
10 INADA NAOTO	USA	20:17.27
11 JONES JOE	NZL	20:38.42
12 THIEL LEO	FRG	20:46.32
13 KENNEDY JOE	GBR	21:10.93
14 IMHOF JOSEF	SUI	21:12.75
15 SCHNEIDER, M.D. ARTHUR	USA	21:16.93
16 KNOX MERLE G.	USA	21:25.67
17 MALLON JOSEPH A.	USA	21:26.70
18 COOMBS FRANCIS HARRY	GBR	21:30.96
19 WILSON ARTHUR	CAN	21:42.20
20 NIETO JOSE M	COL	22:12.43
21 DAUGHTERS HAROLD	USA	22:13.43
22 STRASSENBURG HOWARD	USA	22:15.48
23 MORALES DECANINI A.	MEX	22:33.10
24 PRELZ OLTRAMONTI FABIO	ITA	22:39.40
25 HERNANDEZ SANCHEZ E	MEX	22:41.15
26 WILGUS DONOVAN	USA	22:52.71
27 HOOD BUZZY	USA	23:17.35
28 GOSSE RICHARD	CAN	23:24.47
29 KROG BYRON	USA	23:32.64
30 LE ROSSIGNOL NOEL	AUS	24:01.50
31 NIEDERREITER FRANZ	AUT	24:39.99
32 RIVIELLO GERARDO	AUS	24:48.90
33 COLTHUP PETER	AUS	26:20.20
34 OEYE LARS	NOR	26:37.59
35 ERIKSSON SIGFRID	SWE	30:27.95
36 BROWN LELAND	USA	31:11.65

### FINAL

#### M70

1 GILMOUR JOHN	AUS	18:46.62
2 JOSEFSSON HOLGER	SWE	20:02.48
3 BRIERLEY BOB		

### 5000 M RUN

23 BEAUMONT BARBARA	AUS	23:22.98
24 LINZBICHLER BRIGITTA	AUT	23:30.35
25 KERR SANDRA	AUS	23:51.27
26 AQUINO OLIVIA	PHI	24:05.69
27 BISHOP LORRIE	AUS	24:28.36
28 MARSHALL HELEN	NZL	24:31.88
29 ROY-CROFT LAVERNA	AUS	26:47.97
30 JERRAM JOAN	AUS	26:55.92
MOEN BJORG	NOR	DNF

### FINAL

#### W45

1 COLMAN JOAN	USA	17:45.03
2 MATSON SHIRLEY	USA	17:48.60
3 FLEXER CAROL	USA	18:01.78
4 STATHAM ELAINE	GBR	18:12.46
5 FARRELL CHRISTINA	CAN	19:06.07
6 CARLSEN EVA	NOR	19:18.92
7 SARVIDE GUADALUPE	MEX	19:29.98
8 MC FARLAND KATHLEEN	CAN	19:38.13
9 MANLEY CONNIE	USA	20:27.71
10 MOON MADELYN	USA	20:40.87
11 SIEPMANN DOROTHY	AUS	20:45.82
12 OBERLECHNER DORIS	FRA	20:47.47
13 BURROUGHS MARGARET	AUS	20:49.05
14 MILES YVONNE A	GBR	21:55.46
15 DEWEERD PAM	USA	22:13.84
16 NAGY, DR SANDORNE	HUN	22:22.89
17 RUDDER RITA	USA	22:41.36
18 HACKMAN EVETTE	USA	22:45.87
19 SERRE MARY-LOU	AUS	22:48.05
20 EVANS JENNIFER	GBR	24:02.93
21 GREENFIELD JACQUELINE	AUS	24:37.39
22 WARD JEAN	CAN	25:19.98
23 BURTON ERNY (T.S.)	INA	26:00.65
24 PENFOLD KITTY	AUS	26:41.13
25 KARJALAINEN MARJATTA	FIN	27:43.16
26 BOWERS LYNNA GAY	USA	27:48.74
27 CRABB LOVETA	USA	27:49.04

### FINAL

#### W50

1 POHL EDELTRAUD	FRG	18:43.02
2 BIGELOW VICKI	USA	19:17.72
3 ELLIS - SMITH MARGARET	AUS	19:24.29
4 KNOTT SANDRA	USA	19:27.67
5 STEINFELD FRANCES	CAN	20:16.69
6 LANG HILDE	FRG	20:17.54
7 PATINO ESCOBEDO FIDELIA	MEX	20:17.92
8 WILLOUGHBY KAY	USA	20:20.74
9 COLE LYN	USA	20:57.35
10 HARADA MARY	USA	21:18.94
11 PINARD ANDREE	FRA	21:23.33
12 CAMPBELL RUBY	GBR	21:47.75
13 CAMERON BETTY	USA	21:56.95
14 MOLLER ULLA	SWE	22:33.32
15 DALGLEISH BARBARA J.	AUS	22:33.84
16 HENNESSY MAUREEN	USA	24:04.50
17 KAUSER JONES V	USA	24:14.33
18 BAUMANN JANET	USA	28:56.11
GRAF TAMI	USA	DNF

### FINAL

#### W55

1 IRVINE MARION	USA	19:32.07
2 LOUDON MYFANWY	GBR	19:43.07
3 ALBURY JEAN	AUS	19:58.57
4 HORNE JEAN	CAN	20:05.00
5 TURNER MOLLY	CAN	20:31.54
6 AINSLIE PEGGY	USA	21:04.97
7 DICKINSON JUNE	USA	22:00.20
8 FOLEY ISABEL MARGARET	NZL	22:00.91
9 HENNELER ELSEBETH	FRG	22:17.34
10 ROBBEN BARBARA	USA	22:43.80
11 ATKINSON BRENDA	GBR	23:02.69
12 GOERING KENNY	USA	23:07.67
13 DUNN JESSICA	NZL	23:12.08
14 ABREU ELI	BRA	23:45.48
15 MEANS SUSAN	USA	23:45.53
16 MC CHESNEY MARCIA	USA	23:54.47
17 KAVADAS JANET	USA	35:57.52

### FINAL

#### W60

1 BRASHER SHIRLEY	AUS	20:51.63
2 DE PRETER BERTHILIA	BEL	20:57.14
3 ROSS JOSELYN	GBR	22:26.22
4 SMALLY NANCY	USA	23:06.99
5 CARLSON MARY LOU	USA	24:07.29
6 PICKLES KIT	USA	24:33.49
7 NORCKAUER M	USA	24:52.45
8 RUSSELL DAWN	USA	26:04.72
9 KASPER RUTH	USA	27:20.42
10 LACHMAN HELEN	USA	27:36.26
11 BROWN DOLORES	USA	30:57.53
SUOMINEN MAIJA	FIN	DNF

### FINAL

#### W65

1 DASHWOOD ROSAMUND	CAN	22:24.61
2 CAMERON HAZEL	CAN	22:38.56
3 MARVIN LENORE	CAN	22:46.68
4 WERNER ERIKA	FRG	22:48.36
5 ADAMS LOUISE	USA	22:48.85
6 CASELLI JACLYN	USA	23:59.82
7 DAVIDSON GERRY	USA	24:30.12
8 MCDONOUGH KATHLEEN S.	USA	25:19.72
9 HANAKOVA MARIE	TCH	26:14.45
10 MODRZEJEWSKI URSULA	FRG	26:29.86
11 MITCHELL JEAN	USA	27:27.24
12 KOENIG VADINE	USA	29:23.64

### FINAL

#### W70

1 DIXON PAT	USA	24:52.83
2 WILLIAMS ALGENE	USA	25:23.79
3 VARANI MARY	USA	27:30.11
4 KEUCHEL HILDEGARD	FRG	29:16.64
5 HAINES MARY E.	USA	31:14.69
6 BERG EDNA	USA	34:55.48

### FINAL

#### W75

1 LUTHER JOHANNA-FRIDA	FRG	25:43.39
2 CLARKE ANNE	USA	30:22.66
3 MEHL PEARL	USA	31:33.67
4 JAMES BESS	USA	31:44.02
5 GRANSTROM IVY	CAN	31:56.55
6 FORBES AILSA	NZL	34:46.93

### FINAL

#### W80

1 HIELSCHER BERTHA	FRG	32:41.48
--------------------	-----	----------

### 10,000 M RUN

### FINAL

#### M40

1 VAN NOTEN OMER	BEL	30:37.82
2 ALMBERG LARRY	USA	30:50.37
3 WHITFIELD ALAN	GBR	31:20.68
4 OWENS EARL	USA	31:35.66
5 SOLOMON GENE	USA	31:57.99
6 HAND GARRICK	AUS	32:06.79
7 BERGERON NICOL	CAN	32:16.50
8 GORDILLO EWAR	COL	32:45.73
9 CHAMBLISS MICHAEL	USA	32:58.70
10 WESSLEY WES	USA	33:01.56
11 MANTILLA FELIX	COL	33:15.63
12 GREAVES ERIC	AUS	33:21.68
13 BROCK GREGORY	USA	33:22.91
14 ROAS BALTAZAR DA P.	BRA	33:35.59
15 SCHOLLES KEITH	NZL	33:57.05
16 RANSON CORNELIUS	USA	34:43.18
17 PEDERSEN SVEND	DEN	34:52.45
18 KIRCH JEAN JACQUES	FRA	35:00.22
19 CARTER BOB	NZL	35:03.98
20 COSSICK JOHN	USA	35:06.38
21 LAW FORD JOHN	AUS	35:09.92
22 CARSON MAX	AUS	35:13.36

23 SCHMIDT GERHARD	FRG	35:15.52
24 SMITH HAYDEN	USA	35:24.21
25 HAGIN RICHARD	USA	35:29.29
26 OUSLEY DAN	USA	35:30.95
27 MC MILLIAN DAVID	NZL	35:33.47
28 KUEBLER BOB	USA	35:34.37
29 BRANAGAN ANTHONY	GBR	35:36.34
30 TREDWAY STEVE	USA	35:37.93
31 HARLOW BOB	AUS	35:56.52
32 VIEIRA JOAO	POR	36:11.67
33 NAVERSEN DOUGLAS	USA	36:21.73
34 TUINZING KEES	USA	36:32.99
35 REYNOLDS MARC	USA	37:05.55
36 LEONARD LELAND	USA	37:17.30
37 LONBORG RANDY	USA	37:18.21
38 SCOTT WILLIAM	GBR	39:11.16
39 CARSON ROY	NZL	39:31.46
40 SLATTER PETER	AUS	40:14.26
41 BISHOP GRAEME	AUS	45:57.42
42 LUPTON BILL	USA	48:06.74
BENJAMIN BEN	USA	DNF




PHOTO BY JOHN GIUSTINA

### FINAL

#### M45

1 VILLANUEVA ANTONIO	MEX	30:41.68
2 COFFMAN DON	USA	32:02.79
3 PRESLAND LES	GBR	32:09.17
4 HEFFERNAN MICHAEL	USA	32:18.68
5 CORKILL JEFF	USA	32:40.56
6 SMITH FRANK	AUS	32:41.68
7 DUFF MARTIN	GBR	32:48.07
8 MORTENSON BRUCE	USA	33:12.52
9 RYAN NEIL	AUS	33:50.73
10 RYAN DAVID	AUS	33:55.39
11 KLEE KARL-HORST	FRG	34:04.20
12 MATTSOON SUNE	SWE	34:04.93
13 WATTS STUART	NZL	34:04.95
14 PHILLIPS HERB	CAN	34:45.83
15 PEARSON JAMES G.	USA	35:03.90
16 HEIKKINEN JAAKKO	FIN	35:09.96
17 SNEDDON JOE	USA	35:11.49
18 SMITH BILL R.	NZL	35:26.38
19 POSTLETHWAIT JOHN	USA	35:30.97
20 JOSLIN TIMOTHY A. SR.	USA	35:32.94
21 WIERUM GUENTHER	FRG	35:43.83
22 WAITE JOHN	AUS	35:44.87
23 MOELK JUERGEN	SUI	35:56.00
24 THOMAS BRYAN	AUS	36:23.43
25 SCHULTZ VALDEMAR	USA	36:48.53
26 KREBS FRANK	USA	36:53.45
27 LARSSON BORJE	SWE	37:17.60
28 EVERTS EVERT	FRG	37:28.29
29 KIMBER EDWARD	GBR	37:39.84
30 ANDERSON JACK	USA	37:44.97

31 WAGNER NEVILLE	NZL	37:52.59
32 BROWN MALCOLM	AUS	37:56.67
33 HARRISON BILL	AUS	38:05.75
34 PROSSER LAURENCE	AUS	38:14.79
35 BARVICK EDWARD	USA	38:37.38
36 JERRAM COLIN JAMES	AUS	39:15.65
37 KODWEISS HORST	FRG	39:23.64
38 HAKES GEOFF	AUS	40:02.26
39 SAUTIERE ANDRE	FRA	40:13.39
40 MADDIGAN PETER	AUS	40:21.92
41 BROOKING GARY	NZL	41:13.35
42 OBST RONALD	AUS	41:52.19
43 KEARSE TOM	CAN	41:52.56
44 KYUSE ROY	NZL	42:02.53
45 KYTE BILL	AUS	42:24.99
46 BARKER STEPHEN J.	AUS	42:40.72
47 BOWERS JON	USA	43:25.37
48 EUSTACE ALAN	NZL	43:31.12
49 LINZBICHLER HELMUT	AUT	43:51.12
50 HIRON LARRY	USA	44:44.32
51 NORDEN ALAN	AUS	46:09.61
52 LEDERER NICK	USA	51:20.54

### FINAL

#### M50

1 MCNAMARA JAMES	IRL	32:13.65
2 ROBINSON ROGER	NZL	32:24.00
3 ALDEGALEGA ARMANDO	POR	32:39.45
4 FODOR JOSEF	USA	33:48.05
5 CONWAY DANIEL	USA	34:00.32
6 BLONNER ADOLF	AUS	34:27.35
7 COWIE JOE	NZL	34:31.60
8 LAURIDSEN BENT	DEN	34:32.21
9 BRENDENMUEHL EGBERT	FRG	34:32.25
10 SEYMON THOMAS	AUS	34:43.69
11 HARROLD GEOFFREY	GBR	34:55.11
12 PUCKETT RAYMOND	NZL	35:18.46
13 MUNRO TERRY	AUS	35:48.62
14 CAMPBELL ROBIN	GBR	36:12.25
15 MORRISON HENRY	GBR	36:35.61
16 MITCHELL BILL	USA	36:46.66
17 ARMSTRONG GEORGE	GBR	37:11.81
18 ALSLEBEN CAL	USA	37:27.53
19 FERREIRA AVELINO	POR	37:32.72
20 WATKINS ROBERT	AUS	37:37.62
21 HARBERT RAYMOND H.	AUS	37:45.58
22 PATTINSON RONALD	USA	38:21.83
23 BARR JERRY	GBR	38:23.96
24 ADOLFSSON BERNT	SWE	38:24.19
25 ROGERS FRANK	AUS	38:25.57
26 GARBS WILLI	FRG	38:28.49
27 GRISSMER MANFRED	FRG	38:28.83
28 KIRKWOOD MIKE	GBR	38:43.97
29 HUFF ALBERT	USA	38:54.40
30 TAROZZI ROBERT	USA	38:58.71
31 JOHNSTON BRIAN K.	AUS	39:21.72
32 HAYES ROBERT	AUS	39:37.99
33 PETRY VINCENT	NZL	39:38.23
34 GORE BRIAN	GBR	39:49.44
35 PALAIS JOSEPH	USA	39:51.23
36 BECKER JACK	AUS	40:00.06
37 MARTINSSON KJELL	SWE	40:15.71
38 ANTONIO VITOR SANTO	POR	40:24.11
39 BRAZINSKY JOHN	USA	40:28.19
40 DRAKELEY JOHN	GBR	41:04.05
41 GAUPP MAX	FRG	41:18.99
42 HARMS RALPH	USA	41:46.36
43 DES JARDINS CHARLES	USA	42:08.59
44 GOLDING FRANK	GBR	42:15.79
45 SLOVIC PAUL	USA	42:40.50
46 DOBSON JEROME	USA	42:41.93
47 ERICKSON HOWARD	USA	42:54.74
48 GOREHAM FRITZ L.	USA	43:27.10
49 HALEY RON	NZL	43:51.80
50 PERSSON SVEN	SWE	43:52.26
51 CLARKE GERALD	AUS	44:13.24
52 SCHULZ ARNOLD	USA	44:24.71
53 WELLS GRAEME	NZL	44:33.95
54 MORRIS PAUL	AUS	46:57.19
55 BURROWES GORDON R.	AUS	47:52.65
RITSCH TONI	ITA	DNF
CHIAU WILFRIED	BEL	DNF
RIEKE HORST	FRG	DNF
PAUDEX GILBERT	SUI	DNF

### FINAL

#### M55

1 GREEN NORMAN	USA	33:00.66
2 FOULK BILL	USA	33:43.04
3 VAN NUFFELEN GERARD	BEL	33:46.87
4 VICENTE FRANCISCO	POR	33:58.95
5 HATTON RAYMOND	USA	34:07.21
6 RICHARDSON EDWARD	GBR	34:17.97
7 MAHAFFEY DEREK	USA	34:40.84
8 CONZELMANN ROLF	FRG	34:46.53
9 TAYLOR MURRAY	NZL	35:19.18
10 THIEME HANS	FRG	35:25.86
11 TARRANT MAURICE	CAN	35:27.97
12 HIGDON HAL	USA	35:53.13
13 WOOD JOHN-DEREK	GBR	36:12.96
14 AMDAHL PER	NOR	36:19.17
15 TORRES JOSE	ESP	36:24.80
16 TENNISON JIMMIE	USA	36:30.67
17 LANOS ASNORALDO	COL	36:48.53
18 PARODI GIANCARLO	ITA	37:20.38
19 BUSCH DONALD	CAN	37:35.04
20 YOUNG RONALD	AUS	37:41.20
21 MC LINDEN FRANK	AUS	38:20.67
22 VAN WIJNGAARDEN H.	AUS	38:28.73
23 LE GET PETER	AUS	38:33.04
24 MIYAKAWA TADASHI	JPN	38:43.56
25 REID STUART	AUS	38:44.66
26 PADGET DAVID	AUS	38:53.05
27 CRACK RALPH	AUS	38:54.40
28 KANE BERNARD	NZ	

### 10,000 M RUN

#### FINAL

##### M85

1 ALTHAUS ALFRED	FRG	58:58.52
2 BENTON WILLARD	USA	64:27.65

#### FINAL

##### M90

1 SPANGLER PAUL E.	USA	71:40.78
--------------------	-----	----------

#### FINAL

##### W35

1 CARDY-WISE BRONWEN	GBR	35:08.33
2 LYNN LAURA	CAN	35:59.78
3 LILBURN ADRIAN	USA	36:03.13
4 CLARK BARBARA	USA	36:29.36
5 COTTRELL CLAUDIA	USA	37:38.44
6 BATMAN CHRISTINE	AUS	37:41.87
7 DURTSCHI SHIRLEY	USA	38:24.35
8 SQUYER LORNA	USA	39:32.61
9 CAWKWELL SARAH	GBR	40:34.54
10 JANOUSEK-DIAZ J.	USA	44:05.91
11 HOMEYER EVA	USA	46:40.17
WINTER ROBYN	NZL	DNF

#### FINAL

##### W40

1 RAAP ELS	HOL	36:17.36
2 WOOD MARY	USA	36:17.60
3 JORDAN JANET	USA	36:35.54
4 MOEN BJOR	NOR	36:53.02
5 HOLMES D JANE	GBR	37:09.26
6 WELCH DAWN	USA	37:49.63
7 MOELK MARLIES	SUI	38:20.98
8 THODEY ELIZABETH JOAN	NZL	39:23.97
9 MULLER GUNDRUN	FRG	40:27.46
10 COLEMAN ALISON	AUS	41:00.00
11 LUND TIARE	NZL	41:31.92
12 GUERRERO GLORIA	ESP	43:00.00
13 BARCLAY DIANNE	NZL	44:09.67
14 CALDER PEGGY	NZL	45:00.00
15 ZOSSEL CAECILIA	FRG	45:05.28
16 PANTOJA BRENDA	USA	45:42.75
17 REYNOLDS LINDA M	USA	45:52.88
18 CEPEBA SANDOVAL G	COL	45:59.46
19 LINZBICHLER BRIGITTA	AUT	47:51.47
20 STAMM HENRIETTE	FRG	47:58.52
21 MARSHALL HELEN	NZL	48:50.49
22 BISHOP LORRIE	AUS	49:14.26
23 BROWN PAULINE	AUS	49:15.07
24 HEMMINGTON DIANE	NZL	50:39.64
25 AQUINO OLIVIA	PHI	51:24.84
26 JERRAM JOAN	AUS	53:06.68

#### FINAL

##### W45

1 STATHAM ELAINE	GBR	37:34.45
2 LEHMANN BARBARA	FRG	37:41.98
3 SARVIDE GUADALUPE	MEX	40:59.51
4 SIEPMANN DOROTHY	AUS	42:49.92
5 OBERLECHNER DORIS	FRA	43:45.16
6 SCHERR MARY	USA	44:02.20
7 MILES YVONNE A	GBR	44:21.38
8 BROWN HELEN	AUS	44:57.79
9 JOHNSTONE HEATHER	AUS	49:07.88
10 WATKINS BARBARA	AUS	50:08.29
11 HEMMINGTON MARGARET	NZL	54:59.52
12 PENFOLD KITTY	AUS	55:43.16

#### FINAL

##### W50

1 POHL EDELTRAUD	FRG	39:07.01
2 JAGER HILMA	FRG	40:14.13
3 BIGELOW VICKI	USA	40:49.06
4 SPIESS IDA	SUI	41:43.52
5 ELLIS - SMITH MARGARET	AUS	41:45.43
6 KUJALA LIISA	FIN	43:28.81
7 LARSON PATRICIA	USA	44:10.98
8 DAMERON BETTY	USA	44:18.46
9 HARADA MARY	USA	44:24.04
10 PINARD ANDREE	FRA	44:48.37
11 BARR SUE	GBR	45:22.27
12 GRAF TAMI	USA	46:56.09
13 RENG ANNEMARIE	FRG	47:16.99
14 MOLLER ULLA	SWE	47:20.28
15 CALLAGHAN ANNE	AUS	47:28.87
16 HEWITT HALLE	USA	50:48.40

#### FINAL

##### W55

1 IRVINE MARION	USA	40:37.13
2 ALBURY JEAN	AUS	41:31.66
3 HENNSSELER ELSEBETH	FRG	45:05.42
4 YOUNG SHIRLEY	AUS	45:16.11
5 FOLEY ISABEL MARGARET	NZL	45:17.96
6 STRAZDINS SALLY	USA	46:22.90
7 ROBBEN BARBARA	USA	47:18.08
8 GOERING KENNY	USA	48:57.72
9 BORTZ RUTHANNE	USA	50:42.48
10 MEANS SUSAN	USA	52:36.73
11 CAMERO CLARA	COL	53:18.47
12 GREEN BRENDA	GBR	55:00.02

#### FINAL

##### W60

1 BRASHER SHIRLEY	AUS	43:58.66
2 DE PRETER BERTHILIA	BEL	45:09.74
3 SUOMINEN MAIJA	FIN	46:36.43
4 SMITH JOYCE MARGARET	GBR	48:42.00
5 BAKER ELIZABETH E.	USA	65:46.88

#### FINALS

##### W65

1 DASHWOOD ROSAMUND	CAN	46:54.87
2 MARVIN LENORE	CAN	49:53.49
3 CASELLI JACLYN	USA	50:22.66
4 MCDONOUGH KATHLEEN S.	USA	54:02.07
5 FALKE ELFRIEDE	FRG	54:55.25
6 KLOCKE CAROL	USA	67:19.03

#### FINAL

##### W70

1 DIXON PAT	USA	50:28.33
2 WILLIAMS ALGENE	USA	53:36.45
3 VARANI MARY	USA	56:23.60
4 HAINES MARY E.	USA	65:09.18
5 CASTLE AMY	USA	66:19.58

#### FINAL

##### W75

1 LUTHER JOHANNA-FRIDA	FRG	53:20.50
------------------------	-----	----------

#### 80 M HURDLES

#### HEATS

##### M70 HEAT 1

1 MILLER HERBERT	USA	15.03
2 FINGER FRANK	USA	16.45
3 WATANABE GENTARO	JPN	17.26
TASKINEN REINO	FIN	DNF

##### HEAT 2

1 GUIDET ALFRED V	USA	14.50
2 OBOKATA ARTHUR	CAN	16.20
3 FERREIRA FERNANDO	POR	16.29
4 KOPPINEN ILMARI	FIN	17.42
5 DILWORTH DONALD	USA	19.93

#### FINAL

##### M70

1 GUIDET ALFRED V	USA	14.71
2 MILLER HERBERT	USA	15.09
3 FINGER FRANK	USA	15.29
4 OBOKATA ARTHUR	CAN	15.95
5 WATANABE GENTARO	JPN	16.44
6 KOPPINEN ILMARI	FIN	16.79
DILWORTH DONALD	USA	DNS
FERREIRA FERNANDO	POR	DNS

#### FINAL

##### M75

1 MORROW BERT	USA	16.14
	WIND AIDED	
2 HILLS CLAUDE	USA	16.22
	WIND AIDED	
3 BOAL ROBERT	USA	18.50
	WIND AIDED	
4 BIGELOW WILFRED	USA	19.58
	WIND AIDED	

#### FINAL

##### M80

1 TREI KARL	CAN	17.29
-------------	-----	-------

#### HEATS

##### W40 HEAT 1

1 VERNON JUDITH	GBR	12.05
2 RASCHKER PHIL	USA	12.67
3 DAEHLER-STETTLER M	SUI	13.29

##### HEAT 2

1 DESMIER DANIELLE	FRA	12.24
2 HINDLE EILEEN	AUS	12.51
3 BUCHMANN MARIKA	FRG	13.24
4 MC BLAIN LIZ	CAN	13.67
5 GLASS LATANYA	USA	15.99

#### FINAL

##### W40

1 DESMIER DANIELLE	FRA	12.01
2 VERNON JUDITH	GBR	12.15
3 RASCHKER PHIL	USA	12.25
4 HINDLE EILEEN	AUS	12.43
5 DAEHLER-STETTLER M	SUI	12.99
6 BUCHMANN MARIKA	FRG	13.09
7 MC BLAIN LIZ	CAN	13.44
GLASS LATANYA	USA	DNS

#### FINAL

##### W45

1 MCNAB PATRICIA	GBR	12.71
2 KUEMMERLE-VALK F.	FRG	13.16
3 SAUER ERIKA	FRG	14.38
4 KIRCHHOFS IRMA	FRG	14.57
5 WALE ELISE M	NOR	14.58
6 OZYUL MELEK BANU	TUR	16.25
7 HRUSKA GAIL	USA	18.26

#### HEATS

##### W50 HEAT 1

1 SHERRARD CHERRIE	USA	14.22
2 WHARTON THELMA	AUS	14.69
3 STENHOLM MARIANNE	SWE	15.06
4 GRAHAM CARINA	GBR	15.96

##### HEAT 2

1 EY WENDY	AUS	13.39
2 KENEZNE VARKONYI Z.	HUN	14.52
3 SEYMON GLORIA JOAN	AUS	14.53
4 WERNER HELLA	FRG	15.56
5 SIGAR LEENCE	INA	18.12

#### FINAL

##### W50

1 EY WENDY	AUS	13.22
2 SHERRARD CHERRIE	USA	13.82
3 KENEZNE VARKONYI Z.	HUN	14.34
4 WHARTON THELMA	AUS	14.35
5 WERNER HELLA	FRG	14.35
6 STENHOLM MARIANNE	SWE	14.69
7 SEYMON GLORIA JOAN	AUS	15.51
8 GRAHAM CARINA	GBR	15.52

#### FINAL

##### W55

1 KRZESINSKA ELZBIETA	POL	14.06
2 LARSSON ASTA	SWE	14.36
3 SAKATA SANTOS WANDA	BRA	14.42
4 MJELDE GERD	NOR	19.01

#### FINAL

##### W60

1 HVEEM KIRSTEN	NOR	17.58
2 KINSEY SHIRLEY	USA	19.08
3 WIPPERSTEG CHRISTIANE	FRG	22.78
HESTMANN BODIL	NOR	DISQ

#### FINAL

##### W70

1 SOLE ROSALINE	NZL	24.64
-----------------	-----	-------

#### 100 M HURDLES

#### HEATS

##### M50 HEAT 1

1 LANCE DALE	USA	15.21
2 DEWITT DEE	USA	16.74
3 GUYON JACQUES	FRA	16.97
4 RICHTER ULRICH	FRG	17.20
5 KONOIKE KIYOSHI	JPN	17.23
6 SLUGA MARKO	YUG	19.84

##### HEAT 2

1 HENRY ALVIN	USA	15.81
2 KALBERMATTER WILLI	SUI	15.90
3 BELLOS IOANNIS	GRE	16.55
4 HEAD JOHN	USA	17.02
5 BREUER HANS	FRG	18.65
6 TOKESHI KIEI	JPN	18.78
7 COELHO VALFRIDO	BRA	19.26

##### HEAT 3

1 MILLER CHARLEY	USA	14.71
2 THORNE LEW	USA	15.99
3 STEFFES JACKSON	USA	16.13
4 HOLDER WALTER	FRG	16.30
5 PAWLIK EMIL	USA	17.08
6 PENNY JOHN	NZL	18.18
7 MC ENARNEY PETER	AUS	19.25

#### SEMI FINALS

##### M50 SEMI FINAL 1

1 LANCE DALE	USA	15.38
2 KALBERMATTER WILLI	SUI	15.63
3 STEFFES JACKSON	USA	15.64
4 BELLOS IOANNIS	GRE	16.08
5 PAWLIK EMIL	USA	16.30
6 GUYON JACQUES	FRA	17.14
7 KONOIKE KIYOSHI	JPN	17.16
8 BREUER HANS	FRG	18.72

##### SEMI FINAL 2

1 MILLER CHARLEY	USA	14.70
2 DEWITT DEE	USA	15.06
3 THORNE LEW	USA	15.32
4 HENRY ALVIN	USA	15.78
5 HOLDER WALTER	FRG	16.08
6 HEAD JOHN	USA	16.73
7 RICHTER ULRICH	FRG	17.46
8 PENNY JOHN	NZL	19.70

#### FINAL

##### M50

1 MILLER CHARLEY	USA	14.66
	WIND AIDED	
2 LANCE DALE	USA	14.99
	WIND AIDED	
3 HENRY ALVIN	USA	15.00
	WIND AIDED	
4 THORNE LEW	USA	15.01
	WIND AIDED	
5 DEWITT DEE	USA	15.11
	WIND AIDED	
6 KALBERMATTER WILLI	SUI	15.27
	WIND AIDED	
7 STEFFES JACKSON	USA	15.34
	WIND AIDED	
8 HOLDER WALTER	FRG	15.83
9 BELLOS IOANNIS	GRE	16.13

#### HEATS

##### M55 HEAT 1

1 PRATT, SR. LAWRENCE R.	USA	15.36
2 MC FETTERS DOUGLAS	USA	16.79
3 ULLEBERG ROLF	NOR	17.01
4 CISNEROS HECTOR	USA	18.18
5 BOLENDER CHADWICK	USA	19.84

##### HEAT 2

1 HICKMAN RICHARD	USA	15.42
2 SOPANEN ILPO	FIN	16.40
3 KANDEYDI HIKMET	TUR	16.76
4 JOANIQUET ANGEL	ESP	16.94
5 ESCOBAR LORA EDUARDO	COL	20.70
6 SWANSON LOREN	USA	29.14

##### HEAT 3

1 MULKEY PHIL	USA	15.91
2 TROUT LEON	USA	17.23
3 MATHER DAVID	AUS	17.80
4 ADLER BILL	USA	18.18
5 CORNELIS FRANCOIS	BEL	18.35
6 MAXWELL ALAN	USA	1

### 100 M HURDLES

#### HEATS

##### M65 HEAT 1

1 GIST BURL	USA	17.94
2 WILLIAMS LES	GBR	19.29
3 MOYA-BRENES FRANCISCO	PUR	19.45
4 MC INTOSH ALBERT	NZL	21.82
5 NORDAHL-HANSEN ROLV	NOR	22.62
6 LINDGREN GUNTHER	SWE	22.78

##### HEAT 2

1 HUNT ROBERT	USA	18.21
2 LUKENS EDWIN	USA	18.95
3 SADUL VALDEN	CAN	19.00
4 THOMSON ANDREW	CAN	19.04
5 MOLINA JULIO	CHI	20.62
6 SIMON GEORGE	USA	20.84

#### FINAL

##### M65

1 HUNT ROBERT	USA	17.79
2 GIST BURL	USA	18.09
3 LUKENS EDWIN	USA	18.48
4 HOMSON ANDREW	CAN	19.03
5 SADUL VALDEN	CAN	19.06
6 MOYA-BRENES FRANCISCO	PUR	19.56
MOLINA JULIO	CHI	DNS
WILLIAMS LES	GBR	DNS

#### FINAL

##### W35

1 GEIST ELKE	FRG	14.50
2 OTTO GERALDINE	FRG	14.99
3 WILLS JEAN	GBR	16.00
4 BLUME DAGMAR	FRG	18.39
5 CARTER CHARLOTTE	USA	19.04
6 ROY SOVA	IND	21.31

### 110 M HURDLES

#### HEATS

##### M40 HEAT 1

1 KATUS RICHARD	POL	14.98
2 BRINKER KENNETH	USA	15.24
3 FISCHER URS	SUI	16.06
4 FRAMNES RUNAR	NOR	16.47
5 PORTCH CHRISTOPHER	GBR	18.37
6 MIYAI AKIRA	JPN	19.25
THOMPSON MARVIN	USA	DNF

##### HEAT 2

1 DRUCKREY STANLEY	USA	14.90
2 LONGAUER EDUARD	TCH	15.43
3 MONTRONGE CHARLES	FRA	15.44
4 JAMES MICHAEL	GBR	16.57
5 BAKER HARVEY	USA	20.24
6 CRAIG STEVEN	USA	21.33
JOHNSTON FREDERICK	USA	DNF
SCHLIESTEDT WOLFGANG	FRG	DNF

#### FINAL

##### M40

1 DRUCKREY STANLEY	USA	14.24
2 KATUS RICHARD	POL	14.63
3 LONGAUER EDUARD	TCH	14.89
4 BRINKER KENNETH	USA	14.94
5 MONTRONGE CHARLES	FRA	15.08
6 FISCHER URS	SUI	15.85
7 FRAMNES RUNAR	NOR	16.37
JAMES MICHAEL	GBR	DNS

#### FINAL

##### M45

1 VILTZ THEO	USA	15.30
WIND AIDED		
2 JELDEN HAJO	FRG	15.72
WIND AIDED		
3 MARCHESI FIORENZO	SUI	15.77
WIND AIDED		
4 FERGUSON BARRY	GBR	16.30
WIND AIDED		
5 ADAMS HUGH	USA	17.35
WIND AIDED		
6 MC CORMICK, JR. C	USA	17.36
WIND AIDED		
7 MAITRA JIBENDRA NAIH	IND	19.15
WIND AIDED		

### 300 M HURDLES

#### HEATS

##### M50 HEAT 1

1 HOLDER WALTER	FRG	44.62
2 KONOIKE KIYOSHI	JPN	45.53
3 MARTINEZ SALVATORE	ITA	46.24
4 DEWITT DEE	USA	46.90
5 DOERRER DAVE	USA	47.33
6 WIKSTROM VOLMAR	FIN	48.81
7 HOWES JOHN	AUS	52.24

##### HEAT 2

1 HEAD JOHN	USA	45.37
2 SCHANTOWSKI HERBERT	FRG	45.69
3 WRIGHT BRUCE	AUS	47.21
4 BROHOLT JOHN	NOR	49.37
5 PENNY JOHN	NZL	49.64
6 AUSTIN DONALD J.	USA	52.45
7 HOWARD JIM M.	USA	57.49

##### HEAT 3

1 MUELLER GUIDO	FRG	44.25
2 THORNE LEW	USA	44.59
3 HALL MIKE	AUS	45.73
4 PETTERSSON BENGT	SWE	48.47
5 BREUER HANS	FRG	50.77
6 RUTANEN ANTERO	FIN	52.34

##### HEAT 4

1 MILLER CHARLEY	USA	44.26
2 PARTHASARATHY P	IND	44.54
3 CANNON TERRY	USA	48.34
4 BARON JOHN APPLEBY	GBR	48.45
5 COELHO VALFRIDO	BRA	50.49
6 FERNANDEZ CONTRERAS J.	MEX	51.03

##### HEAT 5

1 KALBERMATTER WILLI	SUI	43.85
2 STEFFES JACKSON	USA	43.95
3 GUYON JACQUES	FRA	46.47
4 MC ENARNEY PETER	AUS	49.15
5 NAVARRO SERRANO M.	ESP	51.03
6 ONEILL JOHN	USA	52.55
7 SPENCE SYDNEY	GBR	54.36
HAHN HARALD	FRG	DNF

#### SEMI FINALS

##### M50 SEMI FINAL 1

1 MILLER CHARLEY	USA	43.18
2 STEFFES JACKSON	USA	43.36
3 THORNE LEW	USA	44.32
4 DOERRER DAVE	USA	46.02
5 HEAD JOHN	USA	46.09
6 MARTINEZ SALVATORE	ITA	46.58
7 SCHANTOWSKI HERBERT	FRG	50.78
DEWITT DEE	USA	DNS

#### SEMI FINAL 2

1 MUELLER GUIDO	FRG	41.75
2 KALBERMATTER WILLI	SUI	41.86
3 HOLDER WALTER	FRG	44.16
4 HALL MIKE	AUS	44.97
5 WRIGHT BRUCE	AUS	45.45
6 GUYON JACQUES	FRA	45.58
7 PARTHASARATHY P	IND	46.08
KONOIKE KIYOSHI	JPN	DNS

#### FINAL

##### M50

1 MUELLER GUIDO	FRG	39.96
2 KALBERMATTER WILLI	SUI	41.50
3 HOLDER WALTER	FRG	42.72
4 STEFFES JACKSON	USA	43.19
5 MILLER CHARLEY	USA	43.40
6 THORNE LEW	USA	43.68
7 HALL MIKE	AUS	44.44
8 WRIGHT BRUCE	AUS	NO TIME

#### HEATS

##### M55 HEAT 1

1 HICKMAN RICHARD	USA	43.36
2 KNAPP ERKKI	FIN	44.23
3 SANCHEZ MARION	USA	47.01
4 STICKLER HANS	SWE	47.95
5 MULKY PHIL	USA	48.31
6 NASRALLA TONY	JAM	49.28
7 MARIE JEAN-PIERRE	FRA	49.37
8 BOLENDER CHADWICK	USA	52.17

##### HEAT 2

1 BROWN MATT	USA	45.65
2 CULBREATH JOSH	USA	46.41
3 CISNEROS HECTOR	USA	48.30
4 CORNELIS FRANCOIS	BEL	48.33
5 ROBINSON WILL	USA	48.71
6 SHEAHEN AL	USA	50.71
7 PERSSON BORIE	SWE	55.11
8 ESCOBAR LORA EDUARDO	COL	55.72




PHOTO BY JOHN GIUSTINA

#### HEAT 3

1 NEWTON MILTON	USA	46.58
2 VILPAS AHTI	FIN	46.87
3 TROUT LEON	USA	47.00
4 KANDEYDI HIKMET	TUR	47.91
5 MATHER DAVID	AUS	49.21
6 MAXWELL ALAN	USA	52.22
7 BROWN FRANKLIN	USA	53.42
PAULUS JOSEF	FRG	DNS

#### FINAL

##### M55

1 KNAPP ERKKI	FIN	43.28
2 SANCHEZ MARION	USA	45.14
3 BROWN MATT	USA	45.23
4 CULBREATH JOSH	USA	45.77
5 VILPAS AHTI	FIN	46.26
6 TROUT LEON	USA	46.32
NEWTON MILTON	USA	DNS
HICKMAN RICHARD	USA	DNF

#### HEATS

##### M60 HEAT 1

1 SUOKNUUTI HANNU	FIN	48.82
2 LAAKSO TOIVO	FIN	50.32
3 KRENZER HEINZ	FRG	50.78
4 RIEGER BARTL	FRG	54.53
5 LENTINI SILVIO	ITA	56.72
6 CANO LUIS E.	PUR	58.33

##### HEAT 2

1 GREENWOOD JACK	USA	44.81
2 WATANABE ROBERT	USA	48.57
3 HOILO SVEIN	NOR	48.68
4 GREEN HAROLD	USA	48.75
5 HOLMES BOB	USA	52.57
6 BIDIN JOAO	BRA	54.01
7 BETTELLA FRANCESCO	ITA	56.68

#### FINAL

##### M60

1 GREENWOOD JACK	USA	43.49
2 SUOKNUUTI HANNU	FIN	46.43
3 GREEN HAROLD	USA	47.39
4 HOILO SVEIN	NOR	47.96
5 WATANABE ROBERT	USA	48.88
6 KRENZER HEINZ	FRG	49.36
7 LAAKSO TOIVO	FIN	49.59
HOLMES BOB	USA	DNS

#### HEATS

##### M65 HEAT 1

1 PENTTILA PEKKA	FIN	51.06
2 HUNT ROBERT	USA	53.11
3 DAHLIN WALTER	USA	53.68
4 GOLDSMITH MAX	USA	55.98
5 MC INTOSH ALBERT	NZL	57.53
6 LINDGREN GUNTHER	SWE	59.74

##### HEAT 2

1 O'CONNOR FRED	AUS	51.44
2 SADUL VALDEN	CAN	51.49
3 MOYA-BRENES FRANCISCO	PUR	52.97
4 THOMSON ANDREW	CAN	53.36
5 LUND HAVARD	NOR	56.31
6 MUNN PHILIP	GBR	1:00.06
SIMON GEORGE	USA	DNF

#### FINAL

##### M65

1 SADUL VALDEN	CAN	50.57
2 O'CONNOR FRED	AUS	51.04
3 HUNT ROBERT	USA	51.31
4 THOMSON ANDREW	CAN	51.59
5 DAHLIN WALTER	USA	52.02
6 PENTTILA PEKKA	FIN	52.08
7 MOYA-BRENES FRANCISCO	PUR	54.38
8 GOLDSMITH MAX	USA	56.65

#### FINAL

##### M70

1 BULKLEY DANIEL	USA	52.44
2 OBOKATA ARTHUR	CAN	54.38
3 WATANABE GENTARO	JPN	54.79
4 CARMEN WILLIAM	USA	55.20
5 GUIDET ALFRED V	USA	55.96
6 MUREN ERIK	SWE	57.16
7 GANAHL PETE	USA	58.31
8 MILLER HERBERT	USA	1:00.57
9 KOPPINEN ILMARI	FIN	1:05.06

#### FINAL

##### M75

1 GONZALEZ GILBERTO	USA	1:00.78
2 MORROW BERT	USA	1:01.30
3 STRANNHAGE HENRY	SWE	1:02.33
4 HILLS CLAUDE	USA	1:04.31
5 BOAL ROBERT	USA	1:07.03

#### FINAL

##### M80

1 TREI KARL	CAN	1:10.86
-------------	-----	---------

#### FINAL

##### W50

1 HULLS JEAN	GBR	51.26
2 MARTIN PIKKO LIISA	FIN	54.96
3 WERNER HELLA	FRG	57.38
4 NEUMANN DOERTE	FRG	1:05.64
5 GRAF TAMI	USA	1:06.11

#### FINAL

##### W55

1 SAKATA SANTOS WANDA	BRA	55.40
2 LARSSON ASTA	SWE	56.94
3 PRATSCH HEIDI	FRG	59.46

#### FINAL

##### W60

1 PETERSON PATRICIA	USA	1:08.01
---------------------	-----	---------

### 400 M HURDLES

#### HEATS

##### M40 HEAT 1

1 FRAMNES RUNAR	NOR	58.40
2 PUTKINEN SEPPO	FIN	59.73
3 HINRICHSN KLAUS	FRG	1:02.43
4 PORTCH CHRISTOPHER	GBR	1:03.89
5 MC MULLEN TIM	USA	1:11.79
6 VIEIRA DE REZENDE R	BRA	1:19.80

##### HEAT 2

1 DRUCKREY STANLEY	USA	55.44
2 ATKINS KEVIN	AUS	1:01.00
3 MONTARULI ANTONIO	ITA	1:01.26
4 LOCKARD JIM	USA	1:01.66
5 JONES SYLVESTER	USA	1:02.01
6 ACKLEY MICHAEL	USA	1:13.89

##### HEAT 3

1 KING JAMES	USA	53.99
2 COWLEY DAVID	GBR	58.10
3 NORRIS LAWRENCE	USA	1:02.35
4 WELER DANIEL L.	USA	1:04.23
5 FRACCHIA GIORGIO	ITA	1:07.90
6 ABBOTT COURTNEY	USA	1:11.22
7 GARNER EIDON	USA	1:18.40

#### FINAL

##### M40

1 KING JAMES	USA	52.76
2 DRUCKREY STANLEY	USA	53.96
3 PUTKINEN SEPPO	FIN	58.23
4 COWLEY DAVID	GBR	58.23
5 FRAMNES RUNAR	NOR	58.91
6 MONTARULI ANTONIO	ITA	1:01.01
7 ATKINS KEVIN	AUS	1:01.05
8 LOCKARD JIM	USA	1:02.87

#### HEATS

##### M45 HEAT 1

## 2000 M STEEPLECHASE

### FINAL

#### M60

1 SILVA JOAQUIM	POR	7:13.93
2 STEVENSON DAVID A.	USA	7:40.10
3 TORRES HUMBERTO LUIS	PUR	7:59.84
4 THOMAS BEN	NZL	8:10.12
5 WHITE GRAHAM	NZL	8:11.73
6 ECCLES JOHN	NZL	8:27.61
7 TYSON ALLEN	AUS	9:02.95
8 FARQUHARSON DON	CAN	9:33.11
9 SELBY JAMES	USA	9:36.40
10 CORISH NICK	IRL	9:43.90
11 BABINI SAVIO	ITA	9:52.48
12 RUUTH KEIJO	FIN	10:10.54
3 SAH GAL CHAMAN LAL	IND	10:54.10
BETTELLA FRANCESCO	ITA	DISQ
STEINHOF HERBERT PAUL	FRG	DISQ

### FINAL

#### M65

1 SADUL VALDEN	CAN	8:30.10
2 BRYANT AVERY	USA	8:41.45
3 JONES JOE	NZL	8:44.29
4 SPENCER RAYMOND	USA	8:54.54
5 STANKOVIC STOJAN	AUS	9:35.78
6 STUETZLE JULIUS	FRG	9:53.62

### FINAL

#### M70

1 BULKLEY DANIEL	USA	8:59.97
LUNDBERG DON	USA	DNF

### FINAL

#### M75

1 BOAL ROBERT	USA	11:19.10
---------------	-----	----------

### FINAL

#### W35

1 WINTER ROBYN	NZL	8:37.19
2 CALEYAMMA P	IND	11:23.52

### FINAL

#### W40

1 HOLMES D JANE	GBR	7:57.65
2 HOULTON SUSAN	USA	8:12.83
3 WARD SUSAN	USA	10:20.96

### FINAL

#### W45

1 COLMAN JOAN	USA	7:45.96
2 ORMAN MARGARET	NZL	7:54.19
3 MERCER ERICA	AUS	8:41.64
4 RILEY FAY	NZL	8:51.24
KARJALAINEN MARJATTA	FIN	DISQ

### FINAL

#### W55

1 STRAZDINS SALLY	USA	9:52.28
2 SNYDER GRETCHEN	USA	10:39.88
3 CARRIER RUTH	CAN	10:42.60

## 3000 M STEEPLECHASE

### FINAL

#### M40

1 COOPER BARRY	NZL	9:37.76
2 ACOSTA LORENZO	MEX	9:43.08
3 ZAMORA ALARCON J	ESP	9:44.47
4 KUTVONEN JOUKO	FIN	9:55.03
5 PRESS JAMES	USA	10:01.44
6 DICKSON IAN	USA	10:08.65

7 DONNELLY TERRY	USA	10:15.99
8 VAN NOTEN OMER	BEL	10:17.38
9 SCHOLLES KEITH	NZL	10:27.44
10 JEFFERS KEITH	USA	10:41.52
11 GREEN MICHAEL	USA	10:54.94
12 TAYLOR RANDY	USA	11:04.16
13 HAWKSWORTH TREVOR	AUS	11:15.54
14 TRACY DENNIS	USA	11:16.29
15 REYNOLDS MARC	USA	11:23.90
16 NORRIS LAWRENCE	USA	11:29.33
17 JOHNSON ALAN	USA	11:39.62
18 BONACCORSO FRANK	USA	11:47.28
19 NOONAN JAMES	USA	11:50.62
20 COLON RUBEN	PUR	12:17.76
21 SCOTT WILLIAM	GBR	12:36.81
22 SURENDRAN MADHUMAL	IND	12:54.05
23 VIEIRA DE REZENDE R	BRA	13:11.33
24 CARDENAS ROBERT	USA	16:31.77
GELSOMINI JAMES	USA	DNF

### FINAL

#### M45

1 ROBERTSON RON	NZL	9:27.90
2 MANLEY MIKE	USA	9:56.90
3 DIXON MICHAEL	GBR	10:02.93
4 DARBON HOWARD	GBR	10:06.07
5 BEACH ROBERT	USA	10:34.05
6 PFUELLER GALE	USA	10:54.01
7 PIERCE DOUGLAS	USA	11:20.21
8 MC DOUGALL ROBERT	NZL	11:23.28
9 HATCH HAROLD	USA	11:37.77
10 BALCOM TOM	USA	11:39.97
11 KELSEY KENNETH	NZL	11:59.92
12 BRODIE MICHAEL	USA	12:14.80
13 WHALEY RICHARD	USA	12:15.52
14 FALLON WILLIAM	USA	12:28.49

### FINAL

#### M50

1 UNDERSAKER NILS	NOR	9:50.96
2 HIRSCHFELD MARTIN	FRG	10:45.34
3 SCHANTOWSKI HERBERT	FRG	10:54.12
4 SEYMON THOMAS	AUS	11:02.06
5 FERREIRA AVELINO	POR	11:09.38
6 KONOPKA HANS-DIETER	SUI	11:13.12
7 PUCKETT RAYMOND	NZL	11:20.48
8 ROBERTS MICHAEL JOHN	AUS	11:23.86
9 NAVARRO SERRANO M.	ESP	11:37.77
10 LANGENBACH ROBERT	USA	11:50.88
11 MITCHELL BILL	USA	11:55.58
12 BUNN RAYMOND	GBR	11:56.34
13 SITJA JOSEF	ESP	12:06.01
14 COSGROVE WAYNE	CAN	12:13.36

15 HURLEY JOHN T.	USA	13:26.17
16 TRAFTON BRUCE	USA	13:41.04
RUTANEN ANTERO	FIN	DNF

### FINAL

#### M55

1 MORRELL MAURICE E.	GBR	10:52.83
2 SLOCOMB DON	USA	11:05.16
3 BLANCHOU PIERRE	FRA	11:18.36
4 HEPNER JOHN	USA	11:26.97
5 FOULK BILL	USA	11:34.92
6 FREEMAN GEORGE	USA	12:58.11
7 SILCOCK COLIN JOSEPH	AUS	13:32.94
8 MAHANY EDMUND	USA	13:36.51
9 OXLEY BRIAN W	CAN	14:28.62
BANGS ALLAN	USA	DISQ
HIGDON HAL	USA	DNF
WARD MORTON H.	USA	DISQ

## 10K ROAD RUN

### FINAL

#### M40

1 ROPER ALUN	GBR	30:43.40
2 JONES PETER	GBR	30:49.00
3 VAN NOTEN OMER	BEL	30:52.40
4 HAND GARRICK	AUS	31:20.90
5 O'BRIEN RICHARD	USA	31:25.30
6 BERGERON NICOL	CAN	31:37.00
7 SOLOMON GENE	USA	31:49.40
8 MURRAY TONY	AUS	32:02.40
9 HOUSE REG	NZL	32:42.30
10 KVALHEIM ARNE	NOR	32:48.10
11 REID BOB	CAN	32:54.80
12 GREEN MICHAEL	GBR	33:03.30
13 CUMMINS KENT	USA	33:14.90
14 SCHOLLES KEITH	NZL	33:32.90
15 GREAVES ERIC	AUS	33:33.60
16 KERR TOM	AUS	33:38.40
17 HOELTZEL RAYMOND	FRA	33:45.10
18 GOERGEN (DR) HEINER	FRG	33:48.20
19 ANSEMS ED	CAN	33:57.20
20 TYLER MICHAEL	USA	34:35.10
21 HAGIN RICHARD	USA	34:48.60
22 JONES MICHAEL	CAN	35:00.30
23 HADJILOUKA COSTAS	GBR	35:08.00
24 SPATARU DAVID	ISR	35:08.40
25 IVERSEN DUANE	USA	35:14.60
26 PEDERSEN SVEND	DEN	35:15.60
27 MURDOCH DON	USA	35:16.70

28 BRANAGAN ANTHONY	GBR	35:17.80
29 ALLRED LOUIS	USA	35:22.50
30 MAROPE ELIAS	BOT	35:22.90
31 PIPER SCOTT	USA	35:27.20
32 JONES WAYNE	AUS	35:27.80
33 LACAVA CLEM	USA	35:32.80
34 VOGEL RON	USA	35:40.90
35 OUSLEY DAN	USA	35:42.70
36 LAWFORD JOHN	AUS	35:43.70
37 MITTON WAYNE	USA	36:05.40
38 TROSETH MARK	USA	36:08.20
39 BECK STEVE	USA	36:11.10
40 NAVERTEN DOUGLAS	USA	36:13.90
41 NOONAN JAMES	USA	36:18.50
42 SHERIDAN MICHAEL W	CAN	36:38.40
43 EDELBROCK JERRY	USA	36:41.50
44 SHAUGHNESSY MIKE	USA	36:42.00
45 VINING DONALD	USA	36:42.60
46 MORRISROE DAVID	IRL	36:43.30
47 WARNOCK DAVID	USA	36:44.40
48 WANLESS MARTIN A	AUS	36:47.30
49 AIROLDI PHILIP	USA	36:48.20
50 FLEISCHAUER DANIEL	USA	36:57.60
51 HAWKSWORTH TREVOR	AUS	37:02.00
52 REYNOLDS MARC	USA	37:05.30
53 ACKERMAN RON	USA	37:09.00
54 SWINFORD TOM	USA	37:09.60
55 STERETT BARRY	USA	37:31.20
56 BEILSTEIN RON	USA	37:38.10
57 SILVIS MICHAEL	USA	37:43.90
58 BRIEN ANTHONY	USA	37:44.90
59 PUCHATY DON	USA	37:53.00
60 WATERS ROBERT	AUS	38:08.60
61 SMITH DENNIS W.	USA	38:19.50
62 LLOYD RICK	USA	38:22.30
63 ANDERSEN BOB	USA	38:31.10
64 SCHARFFENBERG DEL	USA	38:37.40
65 GRAVETTE JAMES	USA	38:38.40
66 JOHNSON ALAN	USA	38:45.10
67 EDNEY DAVID	USA	38:49.10
68 O MURCHU BREANDAN	IRL	38:57.70
69 SAWAYA RICHARD (DICK)	USA	38:58.40
70 POWNALL BERNARD	AUS	39:04.90
71 SCOTT WILLIAM	GBR	39:10.80
72 STUART CHARLES	USA	39:12.60
73 CARSON ROY	NZL	39:13.50
74 ABRAHAMSEN WILLIAM	USA	39:20.70
75 SLATTER PETER	AUS	39:31.20
76 LUNN HAROLD	USA	39:31.80
77 BARRON STEVE	USA	39:40.00
78 SPECHT ROBERT	USA	39:47.90
79 WIRZ JUERG	SUI	39:48.90
80 LEONARD KIP	USA	39:51.40
81 JAQUA JIM	USA	39:51.90
82 O'DONNELL BARRY	USA	39:53.70
83 RISLEY JACOB	USA	39:59.80
84 COTE LARRY	USA	40:00.30
85 ROSETA RICHARD	USA	40:05.60
86 STARK RICHARD JR	USA	40:06.20
87 PEDERSEN BOB	USA	40:14.60
88 CLEAVENGER DOUGLAS	USA	40:15.10
89 DEAN JOHN	AUS	40:16.00
90 BROWN CHARLIE	USA	40:24.60
91 RICHARDSON MICHAEL	USA	40:27.20
92 SCHAEFER DAVID	USA	40:36.20
93 ROBB ROGER	USA	40:45.60
94 COLONNA JEROME	USA	40:49.60
95 NAY WAYNE	USA	40:51.90
96 RALLS RODERICK	USA	40:52.50
97 WESTHAFFER JOHN	USA	41:08.40
98 LEHMAN TIMOTHY	USA	41:51.70
99 SCHNEIDER MICHEL	SUI	42:20.40
100 LALLY PETER KEVIN	AUS	42:23.10
101 HUMMEL NEIL	USA	42:28.80
102 BUCHANON JAMES	USA	42:34.40
103 MC IRVIN JOHN	USA	42:38.00
104 RIPLEY FRED	NZL	42:41.10
105 MANNILA DON	USA	42:53.40
106 SNYDER RICHARD	USA	42:54.10
107 BINDER MARC	USA	42:54.70
108 FISHENDEN JIM	NZL	43:00.00
109 RUTAN ROGER	USA	43:02.00
110 FILPPI DAVID	USA	43:08.60
111 MARTZ DENNIS	USA	43:16.60
112 LONG GARY	USA	43:35.90
113 MINTER JACK	USA	43:41.90
114 GUILD ROBERT	USA	43:58.30
115 WONG DARYL	AUS	44:00.20
116 CLARK DAVID	USA	44:13.40
117 MOOSER MICHAEL	USA	44:17.50

118 CHRISTENSEN JERRY	USA	44:38.60
119 MUSGRAVE RICHARD B.	USA	44:51.10
120 PAWLOWSKI ALEX	USA	45:25.20
121 WHITE JOEY	USA	45:26.00
122 BUSHAKRA FRANK	USA	45:28.70
123 MERRICK MICHAEL	USA	45:31.60
124 PERRIN DOUG	USA	45:38.90
125 MARTIN BILL	USA	45:48.80
126 HICKOK BRUCE	USA	45:49.40
127 GALLAGHER DONALD	USA	46:26.10
128 YANG KUO-YUAN	TPE	46:29.10
129 ELTZ BILL	USA	46:32.00
130 KIRKPATRICK KEITH	USA	46:35.40
131 MILLS ROD	USA	46:57.40
132 SIMPSON LARY	USA	47:00.20
133 RUBENSTEIN JORDAN	USA	47:02.10
134 JONES DOUG	USA	47:43.60
135 JACKSON JAMES	USA	47:45.10
136 DELL'ERGO ROB	USA	47:53.00
137 STANLEY EDWARD	USA	49:04.50
138 TERBORG JAMES	USA	49:12.40
139 UNGERLEIDER STEVEN	USA	49:12.90
140 HALLETT LEONARD	AUS	51:49.80
141 SMITH BENJAMIN	USA	51:51.00
142 JACOBSON KRAIG	USA	54:50.70
143 MARLOWE HAL	USA	55:38.30
144 KOLLN MICHAEL	USA	59:49.90
145 IIDA ICHIRO	JPN	1:27:04.60

### FINAL

#### M45

1 ROBERTSON RON	NZL	30:53.80
2 PRESLAND LES	GBR	31:29.00
3 HEFFERNAN MICHAEL	USA	32:03.80
4 CORKILL JEFF	USA	32:24.80
5 SMITHAM BILL	USA	33:11.00
6 SMITH FRANK	AUS	33:20.30
7 JONES ADAM	IRL	33:25.30
8 FRIEDLANDER RICH	USA	33:31.90
9 FAGAN PATRICK	IRL	33:45.70
10 SHERIDAN DAVID J.	CAN	33:46.80
11 BRYAN DAVID	AUS	33:49.60
12 GRAHAM ROBERT	GBR	33:58.20
13 ADAMS KENNETH	USA	34:18.80
14 SHOWERMEN EARL	USA	34:44.70
15 STEER CHRIS	USA	34:46.40
16 DUNNE BRENDAN	IRL	34:53.90
17 O'SHEA BRENDAN	IRL	34:54.30
18 MATSSON SUNE	SWE	34:59.40
19 WATTS STUART	NZL	35:02.60
20 COONEY SEAN	IRL	35:31.50
21 WHITE ROGER	NOR	35:40.40
22 MURPHY PHILLIP	USA	35:52.30
23 WAITE JOHN	AUS	35:56.40
24 STEFFNY MANFRED	FRG	35:57.90
25 O'BRIEN JAMES H.	USA	36:03.50
26 MOELK JUERGEN	SUI	36:07.60
27 PIERCE DOUGLAS	USA	36:08.90
28 THOMAS BRYAN	AUS	36:13.00
29 MC KNIGHT LOREN	USA	36:13.40
30 KOUSKY EDGAR	USA	36:14.40
31 LARSSON BORJE	SWE	36:15.50
32 YSTBORG KONRAD	NOR	36:27.80
33 YATES ROBERT	USA	36:28.30
34 ADAMS BILL	USA	36:35.40
35 DRIESSEN HEINZ	FRG	36:45.40
36 MEINHARDT GERD	FRG	36:49.40
37 IRWIN ALAN	AUS	36:50.30
38 SUTHERLAND JAMES	USA	36:51.20
39 OLSON JACK	USA	3















MARATHON CONTINUED

FINAL

W45

Table with 3 columns: Rank, Name, Country/Time. Includes athletes like White Tunaal Siri (NOR) and Gomer Anne (GBR).

FINAL

W50

Table with 3 columns: Rank, Name, Country/Time. Includes athletes like Ellis - Smith Margaret (AUS) and Kiddy Sandra (USA).

FINAL

W55

Table with 3 columns: Rank, Name, Country/Time. Includes athletes like Robinson Barbara (USA) and Goody Joyce (GBR).

FINAL

W60

Table with 3 columns: Rank, Name, Country/Time. Includes athletes like Brasher Shirley (AUS) and Smith Joyce Margaret (GBR).

FINAL

W65

Table with 3 columns: Rank, Name, Country/Time. Includes athletes like Wistrom Eva (SWE) and Kazdan Judith (CAN).

HIGH JUMP

FINAL

M40

Table with 3 columns: Rank, Name, Country/Time. Includes athletes like Prezelj Dusan (YUG) and Rader Charlie (USA).

FINAL

M45

Table with 3 columns: Rank, Name, Country/Time. Includes athletes like Vivod Franc (YUG) and Costello Frank (USA).

FINAL

M50

Table with 3 columns: Rank, Name, Country/Time. Includes athletes like Danic Jean Pierre (FRA) and Pinto Pericles (POR).

FINAL

M55

Table with 3 columns: Rank, Name, Country/Time. Includes athletes like Niemi Olavi (FIN) and Wyatt Herm (USA).

FINAL

M60

Table with 3 columns: Rank, Name, Country/Time. Includes athletes like Gillcrist James (USA) and Varney Sheldon (USA).




PHOTO BY JOHN GIUSTINA

FINAL

M65

Table with 3 columns: Rank, Name, Country/Time. Includes athletes like Skrivererv Gudmund (NOR) and Gist Burl (USA).

FINAL

M70

Table with 3 columns: Rank, Name, Country/Time. Includes athletes like Hume Ian (CAN) and Rainio Raino (FIN).

FINAL

M75

Table with 3 columns: Rank, Name, Country/Time. Includes athletes like Kolhonen Esko (FIN) and Morita Mazumi (JPN).

FINAL

M80

Table with 3 columns: Rank, Name, Country/Time. Includes athlete Singh Gulab (IND).

FINAL

M85

Table with 3 columns: Rank, Name, Country/Time. Includes athletes Crane Buell (USA) and Pitcher Arling E. (USA).

FINAL

W35

Table with 3 columns: Rank, Name, Country/Time. Includes athletes Prezelj Stanka (YUG) and Lencsesne S (HUN).

FINAL

W40

Table with 3 columns: Rank, Name, Country/Time. Includes athletes Blagoeva Yordanka (BUL) and Plischke Alena (AUT).

FINAL

W45

Table with 3 columns: Rank, Name, Country/Time. Includes athlete Smallwood Joanne Meryl (GBR) and Haeuser Christel (FRG).

FINAL

W50

Table with 3 columns: Rank, Name, Country/Time. Includes athletes Tseentsik Taisija (URS) and Loehnert Wiltrud (FRG).

FINAL

W55

Table with 3 columns: Rank, Name, Country/Time. Includes athletes Chrimes Rosemary (GBR) and Larsson Asta (SWE).

FINAL

W60

Table with 3 columns: Rank, Name, Country/Time. Includes athletes Wippersteg Christiane (FRG) and Mackinnon Margaret (AUS).

FINAL

W65

Table with 3 columns: Rank, Name, Country/Time. Includes athletes Davidson Gwen (AUS) and Pedel Helgi (CAN).

FINAL

W70

Table with 3 columns: Rank, Name, Country/Time. Includes athletes Bowermaster Mary L (USA) and Reile Annchen (FRG).

FINAL

W80

Table with 3 columns: Rank, Name, Country/Time. Includes athlete Hielscher Bertha (FRG).

POLE VAULT

FINAL

M40

Table with 3 columns: Rank, Name, Country/Time. Includes athletes Iwinski Pawek (POL) and Jones Stuart (USA).

Table with 3 columns: Name, Country, Time. Includes athletes Veilleux Jim (USA) and Phillips Dennis (USA).

FINAL

M45

Table with 3 columns: Rank, Name, Country/Time. Includes athletes Johnston (Joe) William (USA) and Morris Michael (USA).

FINAL

M50

Table with 3 columns: Rank, Name, Country/Time. Includes athletes Tomasek Rudolf (TCH) and Coughlan Gerald (USA).

FINAL

M55

Table with 3 columns: Rank, Name, Country/Time. Includes athletes Sopanen Ilpo (FIN) and Mulkey Phil (USA).

FINAL

M60

Table with 3 columns: Rank, Name, Country/Time. Includes athletes Woods Alfred (GBR) and Richards Bob (USA).







**SHOT PUT CONTINUED**

<b>FINAL</b>			
<b>M75</b>			
1 CARTER ROSS	USA	12.45	
2 KOLHONEN ESKO	FIN	11.80	
3 SCHEPE GERHARD	FRG	11.34	
4 SCHOTTLER (DR.) EMIL	FRG	10.39	
5 PORCEDDU BRUNO	ITA	10.13	
6 RIBONI MARIO	ITA	10.04	
7 SATTLER ROBERT	FRG	9.29	
8 JOSLIN LEON A.	USA	9.19	
9 WOOD JACK	USA	9.17	
10 LEKVE MARTINIUS	NOR	8.80	
11 REICHELT WALTER	FRG	8.69	
12 BESSON JOHN H. JR	USA	8.64	
13 TARVINEN KUSTAA	FIN	8.33	
14 BOST EDWARD	USA	8.18	
15 PIEROTTI DONALD E.	USA	8.02	
16 PARDEE JACK	USA	7.72	
17 DETWEILER ROBERT	USA	7.33	
18 NEELANDS LINDSAY	AUS	4.88	

<b>FINAL</b>			
<b>M80</b>			
1 BRODERSEN KARSTEN	CHI	9.43	
2 MACCONAGHY ROBERT	USA	8.45	
3 GARTHUNE WILLIAM M.	USA	8.21	
4 CICONI LAMBERTO	ITA	7.99	
5 FRITH RAYMOND	AUS	6.65	
6 SOLNORDAL KAARE	NOR	6.59	

<b>FINAL</b>			
<b>M85</b>			
1 CRANE BUELL	USA	6.76	
2 SALISBURY EARL	USA	6.49	
3 ANDERSON HERBERT	USA	6.02	
4 PITCHER ARLING E.	USA	5.42	

<b>FINAL</b>			
<b>M90</b>			
1 WANG CHING-CHANG	TPE	4.30	
2 SALONEN MIKKO	FIN	4.15	

<b>FINAL</b>			
<b>M95</b>			
1 PORATH OTTO	FRG	3.81	

<b>FINAL</b>			
<b>W35</b>			
1 KAUTZSCH VERONIKA	FRG	15.00	
2 SCHULTZ CHRISTINE	AUS	14.21	
3 HOHENBERG URSULA	FRG	13.82	
4 BERKHOUT KUYA LIDA	HOL	11.71	
5 THOMAS-VALKENBERG M.	HOL	11.49	
6 SPRAGG SHARA	GBR	11.21	
7 PALMER DENISE	AUS	10.09	
8 ANDRES CHANTAL	FRA	9.87	
9 FARNHOLZ ELISABETH	FRG	9.64	
10 MAGLI MARLIS	SUI	8.80	
11 BJERKE CANDICE	USA	8.39	
12 GEGENHEIMER SUZANNE	USA	5.37	

<b>FINAL</b>			
<b>W40</b>			
1 PALLAY SANDORNE	HUN	14.26	
2 ANDERES EDITH	SUI	13.60	
3 HEINRICH GERTRUDE	FRG	11.24	
4 STRELCOVA HELENA	TCH	10.71	
5 MITCHELL YVONNE	TRI	10.28	
6 STRUPPECK LURLINE	USA	10.04	
7 KOLOSKA AMELIE	CAN	9.63	
8 STONE EMILY	USA	9.51	
9 CONNELL PATRICIA	AUS	9.13	
10 FOR RANDI	NOR	9.07	
11 WARD SUSAN	USA	8.24	
12 GLASS LATANYA	USA	7.96	
13 MCKENNA KATE	USA	7.76	

<b>FINAL</b>			
<b>W45</b>			
1 THOMAS MARY	AUS	11.79	
2 HAASE HEIDI	FRG	10.73	
3 STECHER GISELA	FRG	10.65	
4 LANGE BRIGITTE	FRG	10.59	
5 SPRINGMANN ERIKA	FRG	9.83	
6 GUYON JACQUELINE	FRA	9.31	
7 WELZ ANITA	FRG	8.58	
8 BATTERSBY CHRISTINE	AUS	8.57	
9 HUFF KAREN (MENDYKA)	USA	8.37	
10 KIJIMA MITSUKO	JPN	7.94	
11 GAJDOSIKOVA EVA	TCH	7.80	
12 OLAH ANNAMARIA	HUN	7.78	
13 FAGO ULRIKE	FRG	7.55	
14 BARRAZA MYRNA	CHI	7.53	
15 EVANS JENNIFER	GBR	7.16	
16 GOLICK DEANNE	USA	7.14	
17 PATRICK JOAN	CAN	6.21	

<b>FINAL</b>			
<b>W50</b>			
1 RUEHLOW ANNE CHATRINE	FRG	13.08	
2 SEARLE HELEN	AUS	12.58	
3 GRISSOM JOANN	USA	12.08	
4 BUZASI SZVETLANA	HUN	11.48	
5 BROMMEL ALMUT	FRG	11.20	
6 SHERRARD CHERRIE	USA	11.07	
7 MAXRATH HEDI	FRG	10.26	
8 HELLSTROM LAILA	SWE	9.98	
9 ZAHN MARIA	FRG	9.84	
10 SCHROPPER SIGRID	FRG	9.54	
11 HOOD VAL	NZL	9.52	
12 NEUMANN DOERTE	FRG	9.34	
13 CIRULNICK ANN	USA	8.92	
14 VOLPI TERESA	ITA	8.65	
15 RADCWILL ULRIKE	FRG	8.35	
16 DUERR INGE	FRG	8.27	
17 SHOLES PATRICIA	NZL	8.06	
18 SWANSON DORTHA	USA	7.64	
19 RUPP HELGA	FRG	6.64	
20 OLSEN TOVE	NOR	6.16	
21 STORMBERG DOLORES	USA	5.98	
22 SONERSON RITA	GBR	4.97	

<b>FINAL</b>			
<b>W55</b>			
1 CHRIMES ROSEMARY	GBR	11.94	
2 WISSINGER LASZLONE	HUN	11.18	
3 SCHAEFER JUTTA	FRG	11.08	
4 DWENGER ELISABETH	FRG	10.16	
5 SCHOLTEN ANNEMARIE	FRG	10.00	
6 STANLEY MIRIAM	NZL	9.74	
7 KREML WANDA	FRG	9.18	
8 ONEL AYCAN	TUR	8.73	
9 SINURAT HILDE	INA	8.48	
10 POLK SALLY	USA	8.40	
11 CHARMAN GWENDOLINE	GBR	8.27	
12 MARTINEZ FRESIA	CHI	8.24	
13 FUKASAWA KEIKO	JPN	7.96	
14 KISMASUDIRJO KUMORO S.	INA	7.85	
15 MATERNUS ELFRIEDE	FRG	7.80	
16 SAHONCHIK SHARON	USA	7.75	
17 WAHREN MARY	AUS	7.61	
18 MC KEOWN GLADYS	AUS	7.00	
19 GONZALEZ AMELIA	COL	6.56	
20 GRAY MARILYN	USA	5.80	

<b>FINAL</b>			
<b>W60</b>			
1 HAMM MARIANNE	FRG	10.89	
2 HOLLAND BERNICE	USA	9.25	
3 HANSSENS RACHEL	BEL	9.07	
4 DE WILDE JEANNE	BEL	8.97	
5 BARTH MARIANNE	FRG	8.92	
6 NYGAARD JORUN	NOR	8.38	
7 SURZA MARIA	ITA	8.28	
8 TOMSONS VELA	CAN	8.08	
9 FLAIBANI ANNA	ITA	7.65	
10 SINDT INGE	FRG	7.63	
11 ORSONI ERMANNA	ITA	7.14	
12 TSAO HUANG CHIN SU	TPE	6.84	
13 HARTOOG TJIJSKE	USA	6.60	
14 THOMSON MARY	CAN	6.53	
15 OSMON PATRICIA	USA	6.47	
16 DEMATTEIS LIVIA	ITA	6.27	

<b>FINAL</b>			
<b>W65</b>			
1 PLEUGER ILSE	FRG	8.55	
2 JORTIKKA KAIJA	FIN	8.33	
3 TSUJII ISUZU	JPN	8.32	
4 PEDEL HELGI	CAN	8.21	
5 SCHNEIDERHAN PAULA	FRG	8.03	
6 BOYD HARRIETT	USA	7.28	
7 GARCIA DE LIRES MARY	COL	7.24	
8 BELLIN ILSE	FRG	7.22	
9 GROTH HILDEGARD	FRG	6.78	
10 MERI ELGA	CAN	6.68	
11 RESKE MELANIE	USA	6.65	
12 WOODS FRANCES EILEEN	AUS	6.43	
13 ROMEVY PECCI CARMEN	ESP	6.35	
14 HOLBERT MARIE-LOUISE	USA	6.16	
15 CALLOWAY MARIE	USA	6.05	
16 FLECKNER MARLIS	CHI	5.90	
17 MAESTRO ELSA	ITA	5.49	

<b>FINAL</b>			
<b>W70</b>			
1 REILE ANNCHEN	FRG	7.15	
2 BOWERMASTER MARY L	USA	7.00	
3 SIK, DR JOZSEFNE	HUN	6.92	
4 BINDER ANNA	FRG	6.88	
5 DEZENTER LISELOTTE	FRG	6.73	
6 RONNI MIRJAM	FIN	6.62	
7 MIGHOFER ELISABETH	FRG	6.37	
8 MURNANE STELLA	AUS	4.78	
9 BERGMAN GERDA	AUS	4.29	

<b>FINAL</b>			
<b>W75</b>			
1 GELBRICH JOHANNA	FRG	7.10	
2 FRITH RUTH	AUS	6.70	
3 KONO MASAYO	JPN	6.56	
4 MENDYKA EDITH	USA	6.55	
5 IZQUIERDO MARIA J	COL	5.47	
6 GAONA JUDITH	COL	3.80	

<b>FINAL</b>			
<b>W80</b>			
1 THESLEFF-SARVANAM	FIN	6.66	

**DISCUS THROW**

<b>FINAL</b>			
<b>M40</b>			
1 CARLSEN GARY	USA	48.62	
2 ZUEGEL ROLAND	FRG	46.52	
3 NILSSON BENGT	SWE	45.20	
4 CHAPIN CHARLES	USA	44.20	
5 BOSCAROTO ALAIN	FRA	42.60	
6 GUY RODNEY	AUS	40.82	
7 SINGH GURDEEP KANG	IND	40.14	
8 KINADETER GEORG	FRG	39.22	
9 HARVEY REX	USA	38.50	
10 HOLMES MICHAEL J.	GBR	38.28	
11 GILLO BRIAN JOHN	GBR	37.36	
12 MARTI ULRICH	SUI	37.12	
13 HOLT TONY	AUS	34.70	
14 MUELLER PAUL	SUI	31.10	
15 HEIDORN KEITH	CAN	29.14	
16 BOSTROM GEORG	SWE	28.44	
17 BRUNNER HANS	SUI	27.07	
18 LOYA VENZOR HORACIO	MEX	25.28	
19 CARDENAS ROBERT	USA	12.40	

<b>FINAL</b>			
<b>M45</b>			
1 HIGGINS LLOYD	USA	50.98	
2 REULING ULRICH	FRG	45.40	
3 REROYO PANDO E.	MEX	44.82	
4 ALBERS KLAUS	FRG	44.14	
5 HARRE HEINZ	AUT	43.88	
6 GAGE THOMAS	USA	41.98	
7 PRATT LARRY	USA	41.12	
8 CUSHION MICHAEL	GBR	37.82	
9 PLUECKER GUENTER	FRG	37.30	
10 WALLIN CARL	USA	36.98	
11 LEE NORMAN	USA	36.78	
12 MCKENNA BRIAN	USA	36.50	
13 DI STEFANO GIUSEPPE	ITA	35.70	
14 NEVILLE ALLAN	USA	35.62	
15 TRUCKENBROD SID	USA	35.48	
16 KIVINIEMI ANTTI	FIN	34.84	
17 BARTH MICHEL	SUI	34.82	
18 MYERS JOSEPH	USA	34.68	
19 MAUCK BILL	USA	33.40	
20 REYNOLDS JOHN	AUS	31.92	
21 LENGYEL, DR GASPAR	HUN	31.36	
22 KARBENS JACK	USA	30.35	
23 JENSON JERRY	USA	28.54	
24 QUIRK JAMES	USA	27.84	
25 BUSTAMANTE JUAN	USA	21.66	

<b>FINAL</b>			
<b>M50</b>			
1 OERTER AL	USA	62.74	
2 SPECKENS PETER	FRG	53.30	
3 HOTCHKISS RICHARD	USA	48.04	
4 HEGGELUND BJORN	NOR	47.64	
5 ROSS JOHN	USA	47.40	
6 HUMPHREYS BOB	USA	47.38	
7 HART JAMES	USA	47.12	
8 MASCALI ISIDORO	ITA	42.72	
9 SALING NEIL	USA	42.24	
10 SINGH AJMER	IND	42.22	
11 REHPENNING BERND	FRG	42.04	
12 KUECHLER EDGAR	FRG	41.54	
13 SINDEK RUDOLF	FRG	41.46	
14 STEITLE JIM L.	USA	41.38	
15 WENIG JEFFREY	USA	40.92	
16 HANSEN JOHANN	FRG	40.44	
17 FORKNER LEIF	SWE	40.32	
18 NEUBAUER ERWIN	FRG	40.26	
19 SALZMANN GERD	FRG	40.00	
20 KINNUNEN REINO	FIN	38.44	
21 LEE RICHARD	USA	38.04	
22 MCCLELLAN HAROLD	USA	38.02	
23 BAUMANN KARL	FRG	37.76	
24 TREAT CLARENCE	USA	34.60	
25 WHITE JOHN O	USA	31.76	
26 HERITAGE RALPH	USA	31.58	
27 JABLONSKY ATTILA	HUN	30.34	
28 HAMBLEN LAURENCE	USA	25.84	

<b>FINAL</b>			
<b>M55</b>			
1 PALMER WENDELL	USA	47.82	
2 OLSON LEONARD T.	USA	40.46	
3 SCHULZ HEINZ	FRG	37.88	
4 RASANEN LAURI JOHANNES	FIN	37.70	
5 PAULUS JOSEF	FRG	36.38	
6 ZAK STAN	USA	35.74	
7 CLAESSEN JEF	BEL	34.98	
8 MILLER FRANK	USA	34.26	
9 TULLERUD OEYSTEIN	NOR	33.12	
10 DEVLIN MICHAEL	USA	32.12	
11 PRETZSCH PETER	DEN	30.64	
12 TOVELL JACKSON	CAN	29.12	
13 VELEZ LUIS	PUR	24.30	

<b>FINAL</b>			
<b>M60</b>			
1 DUHOLM HELMUTH	DEN	51.52	
2 FILIP LADISLAV	TCH	50.76	
3 STRANDLIE ROLF	SWE	50.10	
4 HAWKE HARRY	USA	48.28	
5 JARVINEN MATTI	FIN	47.08	
6 GARRAHAN WILLIAM	USA	47.08	
7 REBEL LAMBERTUS	HOL	46.88	
8 VAARBY IVAN	DEN	45.52	
9 PICKARTS DELFS	USA	45.20	
10 GILLCRIST JAMES	USA	44.96	
11 ORLICH MICHAEL	USA	42.16	
12 BRUSKA PHILLIP	USA	41.74	
13 KAMILA MARTTI	FIN	41.67	
14 WALLACE HAROLD	USA	40.22	
15 DE BONI SALVATORE	ITA	40.00	
16 WILLIAMS HARVEY	USA	38.56	
17 JAAGO ARTEMI	CAN	37.26	
18 DINLER MUSTAFA YEDAT	TUR	36.64	
19 STRAUB RICHARD	USA	36.42	
20 TSAO YUNG YI	TPE	35.26	
21 CANTOR HERBERT	USA	35.08	
22 GRAYBURN ARTHUR	NZL	34.56	
23 LENTINI SILVIO	ITA	34.48	
24 ZUNIGA LAZO FEDERICO	PER	33.70	
25 CHURCH WARD	USA	32.92	
26 DICK AUGUST	FRG	32.68	
27 HENRY DONALD	USA	27.50	
28 CHILDS LEONARD	AUS	24.48	
29 POLK GENE	USA	21.02	
30 RUPP GERHARD	FRG	20.42	

**DISCUS THROW CONTINUED**

**FINAL**

<b>W35</b>			
1 SCHULTZ CHRISTINE	AUS	47.62	
2 HOHENBERG URSULA	FRG	46.04	
3 BERKHOUT KUYS LIDA	HOL	43.90	
4 KAUTZSCH VERONIKA	FRG	42.12	
5 WILSON JANET F.	USA	41.60	
6 PALMER DENISE	AUS	31.60	
7 MAGLI MARLIS	SUI	26.02	
8 BJERKE CANDICE	USA	25.00	
9 GREEN LORRAINE	USA	23.20	
10 GUY CHRISTINE	CAN	19.78	
11 NORDEN ANDRINA	AUS	17.86	

**FINAL**

<b>W40</b>			
1 PALLAY SANDORNE	HUN	55.46	
2 ANDERES EDITH	SUI	41.22	
3 HEINRICH GERTRUDE	FRG	39.98	
4 STRELCOVA HELENA	TCH	35.46	
5 THOMAS PAULINE	USA	32.74	
6 MITCHELL YVONNE	TRI	32.54	
7 KAMO GUR BANS KAUR	IND	30.64	
8 FOR RANDI	NOR	28.90	
9 NAVARRO MIRELLA	CHI	28.52	
10 QUIROZ BALDERAS LUCIA	MEX	26.68	
11 STONE EMILY	USA	26.42	
12 CONNELL PATRICIA	AUS	22.92	
13 CONTRERAS VALAZQUEZ G MEX		17.68	

**FINAL**

<b>W45</b>			
1 PRIEST MARY	AUS	36.08	
2 ERIKSEN ANNE-KATHRIN	FRG	31.86	
3 THOMAS MARY	AUS	31.22	
4 HOLZKNECHT INGRID	FRG	30.82	
5 STECHER GISELA	FRG	30.80	
6 LANGE BRIGITTE	FRG	28.14	
7 SCHMITT ODILE	FRA	27.70	
8 WELZ ANITA	FRG	26.34	
9 BARRAZA MYRNA	CHI	25.08	
10 SINDEK RENATE	FRG	24.92	
11 KIJIMA MITSUKO	JPN	21.70	
12 DAVIES JANICE	AUS	20.66	
13 PENFOLD KITTY	AUS	20.24	
14 HALL JUDY	AUS	19.64	
15 HUFF KAREN (MENDYKA)	USA	18.00	
16 KARJALAINEN MARJATTA	FIN	17.94	
17 PATRICK JOAN	CAN	17.82	

**FINAL**

<b>W50</b>			
1 RUEHLOW ANNE CHATRINE	FRG	40.92	
2 BROMMEL ALMUT	FRG	38.30	
3 BOELLI GISELA	FRG	31.64	
4 HOOD VAL	NZL	30.92	
5 MAXRATH HEDI	FRG	29.04	
6 HELLSTROM LAILA	SWE	28.66	
7 GRAHAM CARINA	GBR	26.66	
8 PAGLINAWAN SOCORRO	PHI	23.92	
9 VOLPI TERESA	ITA	22.62	
10 SCHMIDT KARIN INGA-LIL	SUI	21.42	
11 RADZWILL ULRICE	FRG	21.40	
12 YOUNGS JOAN	USA	20.10	
13 THIELMAN MEREDITH	USA	18.92	
14 SWANSON DORTHA	USA	18.90	
15 CHOU FEI-MEI	USA	18.36	
16 STORMBERG DOLORES	USA	16.22	
17 CIRULNICK ANN	USA	15.92	
18 SONERSON RITA	GBR	12.34	

**FINAL**

<b>W55</b>			
1 CHRIMES ROSEMARY	GBR	40.86	
2 WISSINGER LASZLONE	HUN	38.86	
3 SCHAEFER JUTTA	FRG	32.28	
4 STANLEY MIRIAM	NZL	30.76	
5 SCHOLTEN ANNEMARIE	FRG	29.30	
6 DWENGER ELISABETH	FRG	28.46	
7 SAETHER UNNI	NOR	27.92	
8 BAUMANN ROSEMARIE	FRG	25.08	
9 ONEL AYCAN	TUR	24.10	
10 CHARMAN GWENDOLINE	GBR	24.06	
11 C JARA ROSA	CHI	23.82	
12 SINURAT HILDE	INA	22.08	
13 POLK SALLY	USA	20.88	
14 KISMASUDIRJO KUMORO S	INA	19.30	
15 MC KEOWN GLADYS	AUS	17.36	
16 FUKASAWA KEIKO	JPN	16.18	
17 GRAY MARILYN	USA	12.34	

**FINAL**

<b>W60</b>			
1 HAMM MARIANNE	FRG	32.68	
2 KIRSTEN ILSE	FRG	31.18	
3 HOLLAND BERNICE	USA	27.78	
4 BARTH MARIANNE	FRG	24.90	
5 HANSENS RACHEL	BEL	22.62	
6 KINSEY SHIRLEY	USA	22.02	
7 TOMSONS VELTA	CAN	21.76	
8 DIETDERICH SHIRLEY	USA	21.22	
9 SURZA MARIA	ITA	20.20	
10 HARTOOG TJITSKE	USA	18.82	
11 DE WILDE JEANNE	BEL	17.86	
12 NORCKAUER M	USA	17.80	
13 ORSONI ERMANNA	ITA	17.26	
14 THOMSON MARY	CAN	17.10	
15 TSAO HUANG CHIN SU	TPE	16.80	
16 SINDT INGE	FRG	16.42	
17 REID JIMMIE	USA	15.02	
18 DEMATTEIS LIVIA	ITA	14.50	
19 ONEILL JEAN	AUS	12.72	

**FINAL**

<b>W65</b>			
1 JORTIKKA KAIJA	FIN	23.48	
2 TSUJII ISUZU	JPN	22.98	
3 PLEUGER ILSE	FRG	22.50	
4 MERI ELGA	CAN	21.48	
5 GROTH HILDEGARD	FRG	20.58	
6 BOYD HARRIETT	USA	19.42	
7 GARCIA DE LIRES MARY	COL	19.02	
8 BELLIN ILSE	FRG	18.36	
9 PEDEL HELGI	CAN	18.18	
10 FLECKNER MARLIS	CHI	14.70	
11 WIXEY MARY	GBR	14.22	
12 HOLBERT MARIE-LOUISE	USA	13.46	

**FINAL**

<b>W70</b>			
1 REILE ANNCHEN	FRG	22.36	
2 SIK, DR JOZSEFNE	HUN	17.68	
3 BINDER ANNA	FRG	15.86	
4 RONNI MIRJAM	FIN	15.84	
5 DEZENTER LISELOTTE	FRG	14.82	
6 SCHEPE LIESEL	FRG	11.94	
7 STEVENS MAISIE	AUS	8.76	

**FINAL**

<b>W75</b>			
1 GELBRICH JOHANNA	FRG	19.44	
2 KONO MASAYO	JPN	16.20	
3 FRITH RUTH	AUS	14.54	
4 IZQUIERDO MARIA J.	COL	11.26	
5 JACKSON MARGARET L.	USA	8.94	
6 GAONA JUDITH	COL	7.70	

**FINAL**

<b>W80</b>			
1 THESLEFF-SARVANA M.	FIN	11.34	




PHOTO BY JOHN GIUSTINA

**HAMMER THROW**

**FINAL**

<b>M40</b>			
1 ASTON PETER	GBR	50.52	
2 ENZWEILER RAINER	FRG	46.86	
3 BOSCAROTO ALAIN	FRA	46.48	
4 GUY RODNEY	AUS	46.32	
5 JAMES STEPHEN F.	CAN	43.94	
6 HOLMES MICHAEL J.	GBR	36.36	
7 LOYA VENZOR HORACIO	MEX	32.98	
8 KVAM AMUND B.	NOR	25.58	

**FINAL**

<b>M45</b>			
1 GAGE THOMAS	USA	58.94	
2 WEHRLI HANS RUDOLF	SUI	53.68	
3 HIGGINS LLOYD	USA	48.44	
4 WALLIN CARL	USA	45.62	
5 SCHOBEL DIETMAR	FRG	44.56	
6 LAZARIDES DEMETRIOS	CYP	44.04	
7 NEVILLE ALLAN	USA	41.92	
8 BARTH MICHEL	SUI	39.50	
9 MCKENNA BRIAN	USA	37.14	
10 BLOOMFIELD RICHARD	USA	36.02	
11 REYNOLDS JOHN	AUS	35.26	
12 BAKKENSEN JOHN	USA	35.06	

**FINAL**

<b>M50</b>			
1 SINGH AJMER	IND	57.28	
2 DEDES IOANNIS	GRE	53.38	
3 TAMMINEN OLLI	FIN	52.76	
4 SUURIPAA REINO	FIN	48.90	
5 MASCALI ISIDORO	ITA	48.48	
6 HUMPHREYS BOB	USA	47.18	
7 KUNTZ DIETER	FRG	43.38	
8 HANSEN JOHANN	FRG	39.48	
9 BREUER HANS	FRG	38.86	
10 ORSINI JOSEPH	USA	37.08	
11 BAUMANN KARL	FRG	37.06	
12 HOTCHKISS RICHARD	USA	33.76	
13 WHITE JOHN O.	USA	31.48	
14 SALZMANN GERD	FRG	31.32	
15 DALTON J T S	IND	25.96	

**FINAL**

<b>M55</b>			
1 POETSCH HANS	AUT	60.10	
2 TRENYI, DR IMRE	HUN	48.46	
3 REHULA MATTI	FIN	43.00	
4 CLAESSEN JEF	BEL	42.54	
5 ENGEL MARTIN	USA	41.74	
6 VELEZ LUIS	PUR	38.38	
7 OLSON LEONARD T.	USA	38.28	
8 MILLER FRANK	USA	38.26	
9 ENGLAND JERRY	USA	37.08	
10 STAVELEY BOB	CAN	36.62	
11 DOUGLASS DAVE	USA	36.42	
12 PALMER WENDELL	USA	30.30	

**FINAL**

<b>M60</b>			
1 SAARIKOSKI PENTTI	FIN	55.54	
2 FISCHER ALBERT	SUI	46.34	
3 VAARBY IVAN	DEN	44.08	
4 PHILLIP AWIN	USA	42.92	
5 MOZHAEV LEV	USA	41.88	
6 BACKUS BOB	USA	39.88	
7 REBEL LAMBERTUS	HOL	37.06	
8 REXACH JOSE MAEIA	ESP	36.34	
9 HELD BUD	USA	35.60	
10 STEVENS HAROLD	AUS	22.30	
11 HENRY DONALD	USA	21.24	
12 CHURCH WARD	USA	20.42	
13 POLK GENE	USA	20.02	
LAKE JERRY	USA	FOULED	
DUHOLM HELMUTH	DEN	FOULED	
CANTOR HERBERT	USA	FOULED	

**FINAL**

<b>M65</b>			
1 ANTTILA EINO	FIN	48.56	
2 POHJOLA MAUNO	FIN	46.66	
3 CARR MAX	NZL	43.86	
4 HERRMANN KURT	FRG	40.18	
5 BATBY MARCEL	FRA	39.06	
6 PAVULINS AIVARS	AUS	37.62	
7 SLOVENSKI WALTER	USA	37.56	
8 WALMROTH WILLIAM	USA	37.52	
9 SURZA ALFIO	ITA	37.50	
10 BANGERT BILL	USA	35.76	
11 LUDWIG ERWIN	FRG	34.10	
12 JENKINS WALTER	CAN	33.72	
13 MAKELA VALTO	FIN	32.48	
14 TINHOLT HAKON	NOR	32.10	
15 STONE ROBERT K.	USA	31.56	
16 PELAEZ SIERRA S	COL	31.22	
17 REID DONALD	USA	31.20	
18 ZAKRZEWSKI GERHARD	FRG	29.44	
19 BJERCKE ALF R.	NOR	28.54	
20 RICCIARDI ARMANDO	USA	27.86	
21 DE VAUGHN THOMAS	USA	26.60	
22 BAKER ERIC PETER	NZL	22.86	
23 SINGH SANTOKH	IND	19.80	

**FINAL**

<b>M70</b>			
1 FOLEY ROY	AUS	43.80	
2 MC DERMOTT THOMAS M.	USA	42.44	
3 ALDRICH DANIEL	USA	40.06	
4 RUUSKA EINO	FIN	38.50	
5 SVENNEVIK ERLING	NOR	36.44	
6 HEARD NATHANIEL	USA	33.86	
7 NORDGREN GORDON	USA	31.60	
8 WERNER KURT	FRG	29.20	
9 CYSEWSKI GERALD	USA	28.52	
10 GUNDLACH ERNESTO	CHI	24.39	

**FINAL**

<b>M75</b>			
1 SCHOTTLE (DR.) EMIL	FRG	37.62	
2 FOWLER NOLAN	USA	36.42	
3 WISCHMANN BERNO	FRG	33.04	
4 FREY WERNER	FRG	31.36	
5 PORCEDDU BRUNO	ITA	30.20	
6 TARVINEN KUSTAA	FIN	28.50	
7 DETWEILER ROBERT	USA	27.84	
8 JOSLIN LEON A.	USA	26.76	
9 REICHELTE WALTER	FRG	23.98	
10 HUNTER ROBERT	USA	23.70	
11 PIEROTTI DONALD E.	USA	22.32	
12 POHJA TATU	FIN	21.44	
13 PARDEE JACK	USA	20.54	

**FINAL**

<b>M80</b>			
1 BRODERSEN KARSTEN	CHI	28.12	
2 ULSH ROBERT	USA	24.78	
3 SINGH GULAB	IND	24.26	
4 SOLNORDAL KAARE	NOR	16.36	
5 FRITH RAYMOND	AUS	15.90	
6 SIMPSON GEORGE	AUS	9.98	

**FINAL**

<b>M85</b>			
1 CRANE BUELL	USA	15.58	
2 WHITE ALBERT	CAN	11.38	
3 BOAS KONRAD	USA	9.74	

**FINAL**

<b>W35</b>			
1 SCHULTZ CHRISTINE	AUS	37.22	
2 NORDEN ANDRINA	AUS	30.22	
3 PALMER DENISE	AUS	29.34	
4 MAGLI MARLIS	SUI	21.86	
5 THULASI RAMANA	IND	14.32	

**FINAL**

<b>W40</b>			
1 CONNELL PATRICIA	AUS	34.22	
2 ANDERES EDITH	SUI	29.30	
3 KAMO GUR BANS KAUR	IND	27.32	
4 STONE EMILY	USA	22.68	

**FINAL**

<b>W45</b>			
1 BATTERSBY CHRISTINE	AUS	35.20	
2 MEILI SIBYLLA	SUI	34.24	
3 DAVIES JANICE	AUS	33.58	
4 MCNAB PATRICIA	GBR	32.90	
5 BLOOMFIELD BRENDA	USA	29.90	
6 THOMAS MARY	AUS	28.54	
7 KIRCHOFS IRMA	FRG	24.74	
8 KARJALAINEN MARJATTA	FIN	16.98	
9 PENFOLD KITTY	AUS	15.22	
STEWART BARBARA	USA	FOULED	

**FINAL**

<b>W50</b>			
1 SEAR			

**JAVELIN THROW CONT'D****FINAL****M45**

1 DYES JERRY	USA	56.72
2 HIGGINS LLOYD	USA	56.72
3 WHITE RUSSELL	USA	56.56
4 MAYNC PETER	USA	56.52
5 REDDAWAY GARY	USA	54.88
6 REYNOLDS GEORGE	USA	52.76
7 PIVONKA LUBOMIR	TCH	52.68
8 KELSEY DWIGHT	USA	52.08
9 BIALONCZYK WOLF	AUT	51.08
10 BURNS JOHN T.	USA	50.98
11 PIERRAKOS CHRISTOS	GRE	50.90
12 SOBOTKA IVAN	TCH	50.22
13 ZASTOUPIL LADD	USA	49.62
14 JAAKKOLA KALEVI	FIN	49.08
15 MC GRUDER MALACHI	USA	47.62
16 NEUFELD DENNIS	USA	46.88
17 FOSS SVEIN ERIK	NOR	46.76
18 COOPER JOHN HENRY	AUS	46.00
19 PHILLIPS ALLEN	USA	45.42
20 JOHNSTON LYLE J.	USA	44.92
21 SMITH BILL	USA	44.22
22 APPEL H. DOUGLAS	USA	44.18
23 KIVINIEMI ANTTI	FIN	43.96
24 HOLZKNECHT HANS	FRG	43.66
25 KASTIVNIK ANTON	YUG	43.52
26 ARROYO PANDO EULOGIO	MEX	40.88
27 WEATHERLY JOHN	USA	38.92
28 WALLIN CARL	USA	38.88
29 MC CORMICK, JR. C.	USA	38.72
30 KARBENS JACK	USA	36.88
31 TRACHTENBERG, M.D. A.	AUS	33.84
32 MASOPUST HERBERT	AUT	31.86
33 QUIRK JAMES	USA	31.44
34 HRUSKA MAC	USA	28.12

**FINAL****M50**

1 STUART LARRY R.	USA	60.70
2 HUOTILAINEN TEUVO	FIN	56.24
3 URPINEN HARRY	FIN	54.42
4 LYDES WILLI	FRG	52.62
5 REHPENNING BERND	FRG	50.52
6 CONLEY PHIL	USA	50.46
7 DARLING ROBERT	USA	48.10
8 BRODNIK JOZE	YUG	45.32
9 RUTANEN ANTERO	FIN	45.28
10 HANSEN JOHANN	FRG	43.80
11 SCHURIG DIETER	FRG	42.92
12 PAMENTER FREDERICK	CAN	42.76
13 KINNUNEN REINO	FIN	41.90
14 BRUECKMANN GUENTER	FRG	41.82
15 NIELAND KIRK	USA	41.48
16 SLUGA MARKO	YUG	38.36
17 PIETRI MORERA A.	PUR	36.08
18 GRAY DONALD	USA	35.62
19 MC ELWAIN RICHARD	USA	34.46
20 JABLONSKY ATTILA	HUN	32.90
21 WHITE THOMAS H.	USA	27.98
22 CONNORS LEO	AUS	18.62

**FINAL****M55**

1 HOFFMANN MANFRED	FRG	49.40
2 YOUNGS ROBERT	USA	46.52
3 PHILLIPS JOE	GBR	46.02
4 SHIELDS JOHN	USA	44.60
5 SCHWANKNER JOSEF	FRG	44.00
6 FEICK RAY E.	USA	40.30
7 MORRELL MAURICE E.	GBR	39.90
8 PRETZSCH PETER	DEN	37.68
9 SHARMA P. L.	IND	37.52
10 TULLERUD OEYSTEIN	NOR	36.52
11 DEVLIN MICHAEL	USA	31.37
12 LINDSAY RANDAL	USA	30.10
13 BLAIR JIM	NZL	29.79
14 DUHOLM HEINRICH	DEN	27.96

**FINAL****M60**

1 PICKARTS DELFS	USA	53.44
2 JAVANAINEN VEIKKO	FIN	51.32
3 GRAYBURN ARTHUR	NZL	46.78
4 KAMILA MARTTI	FIN	46.64
5 JAAGO ARTEMI	CAN	41.44
6 BRUSCA PHILLIP	USA	40.78
7 WILLIAMS HARVEY	USA	36.94
8 WALLACE HAROLD	USA	36.50
9 TRAUB RICHARD	USA	36.20
10 TSAO YUNG YI	TPE	35.96
11 LANGE HELMUT	CAN	35.90
12 MAZZOLI ALFREDO	ITA	35.10
13 DICK AUGUST	FRG	34.88
14 LAKE JERRY	USA	34.24
15 SCUTO ANTONINO	ITA	33.76
16 POSTLER KURT	AUS	32.04
17 SCHWEIGKOFFER W.	FRG	31.40
18 MANOUGIAN EDWARD	USA	29.86
19 CHURCH WARD	USA	23.52
20 POLK GENE	USA	22.06

**FINAL****M65**

1 ALOYSIUS SIBIDOL DATUK	MAL	47.08
2 PAVULINS AIVARS	AUS	45.00
3 MERTAKIVI MAURI	FIN	44.66
4 LUND HAVARD	NOR	42.80
5 BARTH NORBERT	FRG	41.80
6 OBYE CHARLES	USA	39.40
7 SALMINEN PAAVO	FIN	39.02
8 LUKENS EDWIN	USA	38.76
9 TINHOLT HAKON	NOR	35.58
10 STONE ROBERT K.	USA	32.42
11 SURZA ALFIO	ITA	31.34
12 RICCIARDI ARMANDO	USA	28.54
13 RALLS JACK	USA	26.20
14 HATA RYOTARO	JPN	23.54
15 SINGH SANTOKH	IND	20.06

**FINAL****M70**

1 MORALES WILLIAM	USA	46.18
2 WHITE MANUEL	USA	38.38
3 JONSSON JOHANN	ISL	37.52
4 SAHLSTROM LEO	FIN	37.10
5 SIEFFERT JERRY	USA	36.14
6 KOCH ADOLF	FRG	35.02
7 NORDGREN GORDON	USA	34.94
8 HUME IAN	CAN	30.68
9 SVENNEVIK ERLING	NOR	30.04
10 MORNINGSTAR HAMILTON	USA	28.94
11 CYSEWSKI GERALD	USA	27.30
12 GUNDLACH ERNESTO	CHI	23.32
13 CUMMINS CARL	USA	18.52

**FINAL****M75**

1 SCHEPE GERHARD	FRG	36.78
2 TERAS ERKKI	FIN	30.76
3 WISCHMANN BERNO	FRG	29.30
4 LIGHTFOOT MILO W.	USA	27.92
5 WOOD JACK	USA	27.08
6 BRANDVOLD TORGEIR	NOR	26.94
7 SATTLER ROBERT	FRG	24.86
8 PANZER RUDOLF	FRG	22.94
9 PARDEE JACK	USA	22.48
10 JOSLIN LEON A.	USA	21.92
11 POHJA TATU	FIN	21.66
12 BOST EDWARD	USA	20.38
13 PIEROTTI DONALD E.	USA	20.16
14 REICHELTS WALTER	FRG	19.82
15 DETWEILER ROBERT	USA	18.58

**FINAL****M80**

1 BRODERSEN KARSTEN	CHI	27.04
2 TREI KARL	CAN	25.64
3 CURTICE EMERY	USA	25.34
4 CARNINE KEN	USA	25.04
5 COLEMAN ALMAND	USA	18.78
6 JIN KAMEO	JPN	14.64
7 FRITH RAYMOND	AUS	14.52
8 SOLNORDAL KAAARE	NOR	12.92
9 SIMPSON GEORGE	AUS	9.32

**FINAL****M85**

1 ANDERSON HERBERT	USA	16.68
2 CRANE BUELL	USA	15.98
3 SALISBURY EARL	USA	14.20
4 PITCHER ARLING E.	USA	13.56

**FINAL****M90**

1 WANG CHING-CHANG	TPE	7.90
--------------------	-----	------

**FINAL****W35**

1 BERKHOUT KUYLS LIDA	HOL	48.43
2 SPRAGG SHARA	GBR	44.59
3 SCHULTZ CHRISTINE	AUS	38.31
4 PLATT ARLENE	USA	36.65
5 KENNEDY KATHLEEN	USA	30.55
6 PALMER DENISE	AUS	29.74
7 WILSON KAREN	AUS	19.22
8 GREEN LORRAINE	USA	19.06
9 NORDEN ANDRINA	AUS	14.60
GEGENHEIMER SUZANNE	USA	FOULED

**FINAL****W40**

1 BEZJAK NATASA	YUG	45.87
2 KOLOSKA AMELIE	CAN	41.91
3 STRUPPECK LURLINE	USA	40.39
4 THIELE DORIS	FRG	38.17
5 MITCHELL YVONNE	TRI	34.18
6 HIDDLESTON SHARON	USA	29.91
7 JOHNSTON CHRIS	USA	29.60
8 CONNELL PATRICIA	AUS	25.79
9 STONE EMILY	USA	24.59

**FINAL****W45**

1 HAASE HEIDI	FRG	40.00
2 THOMAS MARY	AUS	39.78
3 KIJIMA MITSUKO	JPN	28.40
4 HUFF KAREN (MENDYKA)	USA	28.32
5 CONLEY FRAN	USA	28.22
6 GOLICK DEANNE	USA	26.02
7 SMALLWOOD JOANNE M.	GBR	25.60
8 FAGO ULRIKE	FRG	24.46
9 BARRAZA MYRNA	CHI	20.00
10 STEWART BARBARA	USA	15.00
11 SCHLEWITZ ROSE	USA	14.46
12 LOZANO LETICIA	PHI	9.38

**FINAL****W50**

1 SCHOENAUER GERTRAUD	AUT	43.82
2 GRAHAM CARINA	GBR	36.46
3 BROMMEL ALMUT	FRG	34.48
4 SISLEY BECKY	USA	32.98
5 BOLSTAD GRETHE	NOR	31.94
6 MILLER CHRISTEL	USA	31.88
7 WILLIAMS EVAUN	GBR	31.28
8 NEUMANN DOERTE	FRG	29.82
9 SEYMON GLORIA JOAN	AUS	26.88
10 DUERR INGE	FRG	24.86
11 WHARTON THELMA	AUS	24.42
12 MAXRATH HEDI	FRG	24.34
13 GRISSON JOANN	USA	22.02
14 SCHOLES PATRICIA	NZL	21.16
15 YOUNGS JOAN	USA	19.86
16 CIRULNICK ANN	USA	18.42
17 SWANSON DORTHA	USA	15.50
18 GRAF TAMI	USA	15.48

**FINAL****W55**

1 SCHULZ-GARCIA JOSEFINA	VEN	32.88
2 DWENGER ELISABETH	FRG	28.34
3 SAHONCHIK SHARON	USA	26.54
4 SCHOLTEN ANNEMARIE	FRG	26.34
5 WAHREN MARY	AUS	22.10
6 ONEL AYCAN	TUR	21.74
7 KREMPLE WANDA	FRG	20.88
8 POLK SALLY	USA	20.00
9 MATERNUS ELFRIEDE	FRG	19.92
10 GONZALEZ AMELIA	COL	19.74
11 LAUHLAN LORNA	AUS	18.90
12 KUEHNE MAGDALENA	USA	17.52
13 FUKASAWA KEIKO	JPN	16.10
14 SINURAT HILDE	INA	15.28
15 KISMASUDIRJO KUMORO S	INA	14.72
16 GRAY MARILYN	USA	11.00

**FINAL****W60**

1 HANSSENS RACHEL	BEL	30.58
2 HAMD MARIANNE	FRG	26.86
3 HOLLAND BERNICE	USA	26.12
4 WIPPERSTEG CHRISTIANE	FRG	24.69
5 DIETDERICH SHIRLEY	USA	23.40
6 FLAIBANI ANNA	ITA	22.36
7 KINSEY SHIRLEY	USA	20.38
8 DE WILDE JEANNE	BEL	18.36
9 NORCKAUER M.	USA	18.02
10 OSMON PATRICIA	USA	17.16
11 REID JIMMIE	USA	16.94
12 TAO HUANG CHIN SU	TPE	14.82
13 ORSONI ERMANNA	ITA	14.36
14 THOMSON MARY	CAN	14.20
15 ONEILL JEAN	AUS	13.20
16 SINDT INGE	FRG	12.84

**FINAL****W65**

1 GARCIA DE LIRES MARY	COL	24.16
2 MERI ELGA	CAN	22.90
3 JORTIKKA KAIJA	FIN	20.88
4 SCHNEIDERHAN PAULA	FRG	18.97
5 GROTH HILDEGARD	FRG	18.50
6 BOYD HARRIETT	USA	16.30
7 TSUJII ISUZU	JPN	15.38
8 WIXEY MARY	GBR	13.44
9 BELLIN ILSE	FRG	13.08
10 WOODS FRANCES EILEEN	AUS	12.64
11 FLECKNER MARLIS	CHI	11.86
12 LE ROSSIGNOL VERA	AUS	10.82
13 HOLBERT MARIE-LOUISE	USA	10.74
14 FARQUHARSON EILEEN	CAN	10.26
15 SCHULZE DONNA	USA	9.40

**FINAL****W70**

1 RONNI MIRJAM	FIN	21.88
2 REILE ANNCHEN	FRG	17.78
3 BOWERMASTER MARY L	USA	12.62
4 SCHEPE LIESEL	FRG	10.64
5 MURNANE STELLA	AUS	10.60
6 BERGMAN GERDA	AUS	8.62
7 STEVENS MAISIE	AUS	7.74

**FINAL****W75**

1 GELBRICH JOHANNA	FRG	22.54
2 MENDYKA EDITH	USA	17.54
3 IZQUIERDO MARIA J.	COL	11.48

**HEPTATHLON****100 M HURDLES****W35**

1 BLUME DAGMAR	FRG	15.89
2 THOMPSON VILMA	GBR	18.13
3 FARNHOLZ ELISABETH	FRG	20.11
		381

**HIGH JUMP****W35**

1 THOMPSON VILMA	GBR	1.43
2 BLUME DAGMAR	FRG	675
3 FARNHOLZ ELISABETH	FRG	1.39
		626
		1.37
		602

**SHOT PUT****W35**

1 THOMPSON VILMA	GBR	10.67
2 BLUME DAGMAR	FRG	630
3 FARNHOLZ ELISABETH	FRG	595
		9.85
		571

**200 M DASH****W35**

1 BLUME DAGMAR	FRG	27.40
2 FARNHOLZ ELISABETH	FRG	786
3 THOMPSON VILMA	GBR	29.26
		659
		639

**LONG JUMP****W35**

1 BLUME DAGMAR	FRG	5.09
2 FARNHOLZ ELISABETH	FRG	698
3 THOMPSON VILMA	GBR	4.69
		576
		4.56
		538

**JAVELIN THROW****W35**

1 THOMPSON VILMA	GBR	30.93
2 BLUME DAGMAR	FRG	612
3 FARNHOLZ ELISABETH	FRG	28.87
		565
		21.88
		406

**800 M RUN****W35**

1
---

## HEPTATHLON CONTINUED

### JAVELIN THROW

#### W40

1	DAEHLER-STETTLER M.	SUI	27.93
2	QUIROZ BALDERAS LUCIA	MEX	25.78
3	MC BLAIN LIZ	CAN	20.82
4	BUCHMANN MARIKA	FRG	16.39
			319

### 800 M RUN

#### W40

1	QUIROZ BALDERAS LUCIA	MEX	2:36.12
2	DAEHLER-STETTLER M.	SUI	2:36.79
3	MC BLAIN LIZ	CAN	2:38.31
4	BUCHMANN MARIKA	FRG	2:47.00
			645

### FINAL RESULTS

#### W40

1	DAEHLER-STETTLER M.	SUI	5525
2	MC BLAIN LIZ	CAN	4897
3	BUCHMANN MARIKA	FRG	4695
4	QUIROZ BALDERAS LUCIA	MEX	3804

### 80 M HURDLES

#### W45

1	MCNAB PATRICIA	GBR	12.80
2	KUEMMERLE-VALK F.	FRG	13.12
3	WALE ELISE M.	NOR	13.98
4	GRAFF EDITH	BEL	14.09
5	SAUER ERIKA	FRG	14.28
6	KIRCHOFS IRMA	FRG	14.42
7	BATTERSBY CHRISTINE	AUS	14.71
8	HEMMING J. GEAN	CAN	16.48
9	STEWART BARBARA	USA	17.44
10	WESTBROOK SUZANNE	AUS	18.24
11	HYATT CHARLOTTE	USA	25.29

### HIGH JUMP

#### W45

1	GRAFF EDITH	BEL	1.49
2	KUEMMERLE-VALK F.	FRG	1.45
3	MCNAB PATRICIA	GBR	1.39
3	BATTERSBY CHRISTINE	AUS	1.39
5	HEMMING J. GEAN	CAN	1.34
6	KIRCHOFS IRMA	FRG	1.31
7	WALE ELISE M.	NOR	1.30
8	SAUER ERIKA	FRG	1.22
9	WESTBROOK SUZANNE	AUS	1.14
10	STEWART BARBARA	USA	1.08
11	HYATT CHARLOTTE	USA	1.02

### SHOT PUT

#### W45

1	KUEMMERLE-VALK F.	FRG	9.84
2	MCNAB PATRICIA	GBR	9.65
3	BATTERSBY CHRISTINE	AUS	8.67
4	KIRCHOFS IRMA	FRG	8.05
5	WALE ELISE M.	NOR	8.04
6	GRAFF EDITH	BEL	8.03
7	SAUER ERIKA	FRG	7.82
8	HEMMING J. GEAN	CAN	7.63
9	STEWART BARBARA	USA	6.94
10	HYATT CHARLOTTE	USA	4.52
11	WESTBROOK SUZANNE	AUS	4.84

### 200 M DASH

#### W45

1	KUEMMERLE-VALK F.	FRG	27.83
2	MCNAB PATRICIA	GBR	28.04
3	BATTERSBY CHRISTINE	AUS	28.07
4	GRAFF EDITH	BEL	28.91
5	SAUER ERIKA	FRG	29.20
6	WALE ELISE M.	NOR	29.35
7	STEWART BARBARA	USA	31.18
8	WESTBROOK SUZANNE	AUS	31.41
9	KIRCHOFS IRMA	FRG	31.46
10	HEMMING J. GEAN	CAN	31.77
11	HYATT CHARLOTTE	USA	39.79

### LONG JUMP

#### W45

1	GRAFF EDITH	BEL	4.92
2	KUEMMERLE-VALK F.	FRG	4.82
3	MCNAB PATRICIA	GBR	4.75
4	SAUER ERIKA	FRG	4.68
5	BATTERSBY CHRISTINE	AUS	4.47
6	WALE ELISE M.	NOR	4.31
7	HEMMING J. GEAN	CAN	4.00
8	KIRCHOFS IRMA	FRG	3.98
9	STEWART BARBARA	USA	3.53
10	WESTBROOK SUZANNE	AUS	2.40
11	HYATT CHARLOTTE	USA	1.67

### JAVELIN THROW

#### W45

1	KUEMMERLE-VALK F.	FRG	27.66
2	MCNAB PATRICIA	GBR	25.04
3	WALE ELISE M.	NOR	24.90
4	BATTERSBY CHRISTINE	AUS	24.74
5	HEMMING J. GEAN	CAN	22.96
6	GRAFF EDITH	BEL	21.00
6	KIRCHOFS IRMA	FRG	21.00
8	SAUER ERIKA	FRG	19.88
9	WESTBROOK SUZANNE	AUS	15.22
10	HYATT CHARLOTTE	USA	12.54
11	STEWART BARBARA	USA	12.18

### 800 M RUN

#### W45

1	BATTERSBY CHRISTINE	AUS	2:34.72
2	WALE ELISE M.	NOR	2:38.16
3	GRAFF EDITH	BEL	2:39.59
4	KUEMMERLE-VALK F.	FRG	2:44.26
5	WESTBROOK SUZANNE	AUS	2:45.57
6	SAUER ERIKA	FRG	2:47.24
7	HEMMING J. GEAN	CAN	3:06.61
8	MCNAB PATRICIA	GBR	3:10.59
9	KIRCHOFS IRMA	FRG	3:22.62
10	STEWART BARBARA	USA	3:40.24
11	HYATT CHARLOTTE	USA	3:46.58

### FINAL RESULTS

#### W45

1	KUEMMERLE-VALK F.	FRG	5670
2	GRAFF EDITH	BEL	5258
3	MCNAB PATRICIA	GBR	5225
4	BATTERSBY CHRISTINE	AUS	5144
5	WALE ELISE M.	NOR	4867
6	SAUER ERIKA	FRG	4594
7	KIRCHOFS IRMA	FRG	3994
8	HEMMING J. GEAN	CAN	3931
9	WESTBROOK SUZANNE	AUS	2852

### 80 M HURDLES

#### W50

1	HULLS JEAN	GBR	14.14
2	MILLER CHRISTEL	USA	15.01
3	SEYMON GLORIA JOAN	AUS	15.53
4	MAXRATH HEDI	FRG	18.53
5	DUNN PAMELA	AUS	21.55

### HIGH JUMP

#### W50

1	HULLS JEAN	GBR	1.30
2	MILLER CHRISTEL	USA	1.28
3	SEYMON GLORIA JOAN	AUS	1.22
4	MAXRATH HEDI	FRG	1.20
5	DUNN PAMELA	AUS	0.97

### SHOT PUT

#### W50

1	MAXRATH HEDI	FRG	10.30
2	MILLER CHRISTEL	USA	9.00
3	SEYMON GLORIA JOAN	AUS	8.94
4	HULLS JEAN	GBR	8.27
5	DUNN PAMELA	AUS	6.44

### 200 M DASH

#### W50

1	HULLS JEAN	GBR	28.86
2	MILLER CHRISTEL	USA	30.57
3	SEYMON GLORIA JOAN	AUS	31.03
4	MAXRATH HEDI	FRG	36.21
5	DUNN PAMELA	AUS	39.77

### LONG JUMP

#### W50

1	HULLS JEAN	GBR	3.98
2	MILLER CHRISTEL	USA	3.72
3	SEYMON GLORIA JOAN	AUS	3.58
4	MAXRATH HEDI	FRG	3.40
5	DUNN PAMELA	AUS	2.96

### JAVELIN THROW

#### W50

1	MILLER CHRISTEL	USA	31.60
2	SEYMON GLORIA JOAN	AUS	30.18
3	MAXRATH HEDI	FRG	23.74
4	HULLS JEAN	GBR	22.04
5	DUNN PAMELA	AUS	13.22

### 800 M RUN

#### W50

1	HULLS JEAN	GBR	2:42.02
2	MILLER CHRISTEL	USA	3:18.82
3	SEYMON GLORIA JOAN	AUS	3:37.93
4	MAXRATH HEDI	FRG	3:52.74
5	DUNN PAMELA	AUS	4:33.85

### FINAL RESULTS

#### W50

1	HULLS JEAN	GBR	5121
2	MILLER CHRISTEL	USA	4701
3	SEYMON GLORIA JOAN	AUS	4260
4	MAXRATH HEDI	FRG	3335
5	DUNN PAMELA	AUS	1703

### 80 M HURDLES

#### W55

1	MJELDE GERD	NOR	15.99
2	KREUZWIESER CHRISTA	FRG	17.61
3	SAHONCHIK SHARON	USA	21.13

### HIGH JUMP

#### W55

1	KREUZWIESER CHRISTA	FRG	1.16
1	SAHONCHIK SHARON	USA	1.16
3	MJELDE GERD	NOR	1.14

### SHOT PUT

#### W55

1	KREUZWIESER CHRISTA	FRG	8.60
2	SAHONCHIK SHARON	USA	8.40
3	MJELDE GERD	NOR	7.69

### 200 M DASH

#### W55

1	KREUZWIESER CHRISTA	FRG	33.10
2	MJELDE GERD	NOR	33.48
3	SAHONCHIK SHARON	USA	34.93

### LONG JUMP

#### W55

1	KREUZWIESER CHRISTA	FRG	4.12
2	MJELDE GERD	NOR	3.78
3	SAHONCHIK SHARON	USA	3.11

### JAVELIN THROW

#### W55

1	SAHONCHIK SHARON	USA	24.70
2	MJELDE GERD	NOR	17.78
3	KREUZWIESER CHRISTA	FRG	16.55




PHOTO BY JOHN GIUSTINA

### 800 M RUN

#### W55

1	MJELDE GERD	NOR	3:03.43
2	SAHONCHIK SHARON	USA	3:07.08
3	KREUZWIESER CHRISTA	FRG	3:19.94

### FINAL RESULTS

#### W55

1	KREUZWIESER CHRISTA	FRG	4323
2	MJELDE GERD	NOR	4313
3	SAHONCHIK SHARON	USA	3870

### 80 M HURDLES

#### W60


1	HVEEM KIRSTEN	NOR	17.41
2	WIPPERSTEG CHRISTIANE	FRG	18.99
3	HESTMANN BODIL	NOR	19.68
4	MACKINNON MARGARET	AUS	21.07
5	KINSEY SHIRLEY	USA	21.45

### HIGH JUMP

#### W60

1	WIPPERSTEG CHRISTIANE	FRG	1.18
2	HVEEM KIRSTEN	NOR	1.17
3	MACKINNON MARGARET	AUS	1.05
4	KINSEY SHIRLEY	USA	1.03
4	HESTMANN BODIL	NOR	1.03

PHOTO BY DOUG NEWMAN



**HEPTATHLON CONTINUED**

**SHOT PUT**

**W60**

1 WIPPERSTEG CHRISTIANE	FRG	8.27
2 HESTMANN BODIL	NOR	8.18
3 KINSEY SHIRLEY	USA	7.51
4 MACKINNON MARGARET	AUS	7.04
5 HVEEM KIRSTEN	NOR	7.00

**200 M DASH**

**W60**

1 MACKINNON MARGARET	AUS	34.61
2 HVEEM KIRSTEN	NOR	35.09
3 HESTMANN BODIL	NOR	36.64
4 WIPPERSTEG CHRISTIANE	FRG	38.22

**LONG JUMP**

**W60**

1 HVEEM KIRSTEN	NOR	3.62
2 WIPPERSTEG CHRISTIANE	FRG	3.30
3 MACKINNON MARGARET	AUS	3.15
4 KINSEY SHIRLEY	USA	2.91
5 HESTMANN BODIL	NOR	2.88

**JAVELIN THROW**

**W60**

1 WIPPERSTEG CHRISTIANE	FRG	22.42
2 KINSEY SHIRLEY	USA	20.24
3 HESTMANN BODIL	NOR	17.72
4 HVEEM KIRSTEN	NOR	15.24
5 MACKINNON MARGARET	AUS	13.32

**800 M RUN**

**W60**

1 MACKINNON MARGARET	AUS	3:41.69
2 HVEEM KIRSTEN	NOR	3:51.38
3 HESTMANN BODIL	NOR	3:53.29
4 WIPPERSTEG CHRISTIANE	FRG	4:10.37
KINSEY SHIRLEY	USA	DNF

**FINAL RESULTS**

**W60**

1 HVEEM KIRSTEN	NOR	4250
2 WIPPERSTEG CHRISTIANE	FRG	4040
3 HESTMANN BODIL	NOR	3575
4 MACKINNON MARGARET	AUS	3541
5 KINSEY SHIRLEY	USA	2958

**80 M HURDLES**

**W65**

1 DAVIDSON GWEN	AUS	20.09
-----------------	-----	-------

**HIGH JUMP**

**W65**

1 DAVIDSON GWEN	AUS	1.20
-----------------	-----	------

**SHOT PUT**

**W65**

1 DAVIDSON GWEN	AUS	6.95
-----------------	-----	------

**200 M DASH**

**W65**

1 DAVIDSON GWEN	AUS	33.12
-----------------	-----	-------

**LONG JUMP**

**W65**

1 DAVIDSON GWEN	AUS	3.10
-----------------	-----	------

**JAVELIN THROW**

**W65**

1 DAVIDSON GWEN	AUS	14.70
-----------------	-----	-------

**800 M RUN**

**W65**

1 DAVIDSON GWEN	AUS	4:12.65
-----------------	-----	---------

**FINAL RESULTS**

**W65**

1 DAVIDSON GWEN	AUS	4499
-----------------	-----	------

**DECATHLON**

**100 M DASH**

**M40**

1 COWLEY DAVID	GBR	11.65
2 HARVEY REX	USA	11.85
3 CHARLTON JOHN	GBR	11.88
4 BREDHOLT IVAR	NOR	12.22
4 LACOME CHRISTIAN	FRA	12.22
6 MARTI ULRICH	SUI	12.39
7 SZCZERKOWSKI EUGENIUSZ POL	POL	12.46
8 FRACCHIA GIORGIO	ITA	12.61
9 BROOKS CLIFFORD JOHN	GBR	12.65
10 MIYAI AKIRA	JPN	12.67
11 SCHOOLER WILLIAM	USA	12.72
12 ROSE JIM	USA	12.85
13 BATBY BRUNO	FRA	12.91
14 TANNER BILL	USA	13.02
15 FORSYTH BILL	USA	13.07
16 KINADETER GEORG	FRG	13.14
17 OLHERRY DANIEL	FRA	13.17
18 ALMEIDA EDUARDO	POR	13.26
19 KONC LADO-VLADISLAV	YUG	13.27
20 SOMERS SCOTT	USA	13.33
21 OLSEN BUD	USA	13.42
22 BESWICK RICHARD	USA	14.31
PLOEN CHARLES H.	USA	DNF
CORDEN MICHAEL	GBR	DNF

**LONG JUMP**

**M40**

1 CHARLTON JOHN	GBR	6.29
2 COWLEY DAVID	GBR	6.27
3 HARVEY REX	USA	6.26
4 SZCZERKOWSKI EUGENIUSZ POL	POL	6.10
5 BROOKS CLIFFORD JOHN	GBR	5.90
6 BREDHOLT IVAR	NOR	5.81
7 LACOME CHRISTIAN	FRA	5.72
8 FORSYTH BILL	USA	5.67
9 FRACCHIA GIORGIO	ITA	5.63
10 OLHERRY DANIEL	FRA	5.57
11 TANNER BILL	USA	5.53
12 ALMEIDA EDUARDO	POR	5.52
13 MARTI ULRICH	SUI	5.41
14 SCHOOLER WILLIAM	USA	5.26
15 KONC LADO-VLADISLAV	YUG	5.16
16 KINADETER GEORG	FRG	5.14
17 BATBY BRUNO	FRA	5.10
18 ROSE JIM	USA	4.94
19 SOMERS SCOTT	USA	4.91
20 MIYAI AKIRA	JPN	4.88
21 OLSEN BUD	USA	4.87
22 PLOEN CHARLES H.	USA	2.32

**SHOT PUT**

**M40**

1 MARTI ULRICH	SUI	13.14
2 CORDEN MICHAEL	GBR	12.28
3 HARVEY REX	USA	12.09
4 SZCZERKOWSKI EUGENIUSZ POL	POL	11.72
5 BROOKS CLIFFORD JOHN	GBR	11.62
6 BREDHOLT IVAR	NOR	11.25
7 KONC LADO-VLADISLAV	YUG	10.93
8 KINADETER GEORG	FRG	10.83
9 ROSE JIM	USA	10.53
10 FORSYTH BILL	USA	10.07
11 OLHERRY DANIEL	FRA	9.88
12 SCHOOLER WILLIAM	USA	9.84
13 CHARLTON JOHN	GBR	9.52
14 FRACCHIA GIORGIO	ITA	9.32
15 BATBY BRUNO	FRA	9.20
16 OLSEN BUD	USA	9.05
17 PLOEN CHARLES H.	USA	8.98
18 BESWICK RICHARD	USA	8.92
19 LACOME CHRISTIAN	FRA	8.84

20 SOMERS SCOTT	USA	8.82
21 MIYAI AKIRA	JPN	8.79
22 COWLEY DAVID	GBR	8.59
23 TANNER BILL	USA	8.11
24 ALMEIDA EDUARDO	POR	7.70

**HIGH JUMP**

**M40**

1 COWLEY DAVID	GBR	1.73
1 HARVEY REX	USA	1.73
3 SZCZERKOWSKI EUGENIUSZ POL	POL	1.69
4 CORDEN MICHAEL	GBR	1.65
4 ALMEIDA EDUARDO	POR	1.65
6 MARTI ULRICH	SUI	1.61
6 SCHOOLER WILLIAM	USA	1.61
6 BREDHOLT IVAR	NOR	1.61
6 BROOKS CLIFFORD JOHN	GBR	1.61
10 LACOME CHRISTIAN	FRA	1.57
10 OLHERRY DANIEL	FRA	1.57
12 TANNER BILL	USA	1.53
12 KONC LADO-VLADISLAV	YUG	1.53
12 BESWICK RICHARD	USA	1.53
12 CHARLTON JOHN	GBR	1.53
12 FORSYTH BILL	USA	1.53
17 FRACCHIA GIORGIO	ITA	1.49
17 OLSEN BUD	USA	1.49
17 MIYAI AKIRA	JPN	1.49
17 SOMERS SCOTT	USA	1.49
21 KINADETER GEORG	FRG	1.41
21 ROSE JIM	USA	1.41

**400 M DASH**

**M40**

1 COWLEY DAVID	GBR	1.00
2 CHARLTON JOHN	GBR	53.33
3 LACOME CHRISTIAN	FRA	53.62
4 HARVEY REX	USA	54.08
5 SCHOOLER WILLIAM	USA	56.18
6 SZCZERKOWSKI EUGENIUSZ POL	POL	56.76
7 BREDHOLT IVAR	NOR	58.28
8 BATBY BRUNO	FRA	59.47
9 FORSYTH BILL	USA	59.54
10 BROOKS CLIFFORD JOHN	GBR	1:00.57
11 MARTI ULRICH	SUI	1:00.85
12 FRACCHIA GIORGIO	ITA	1:01.63
13 ALMEIDA EDUARDO	POR	1:01.72

14 KONC LADO-VLADISLAV	YUG	1:01.94
15 KINADETER GEORG	FRG	1:02.56
16 TANNER BILL	USA	1:02.96
17 SOMERS SCOTT	USA	1:06.28
18 MIYAI AKIRA	JPN	1:06.54
19 OLHERRY DANIEL	FRA	1:20.93
PLOEN CHARLES H.	USA	DNF
ROSE JIM	USA	DNF
BESWICK RICHARD	USA	DNS
CORDEN MICHAEL	GBR	DNF
OLSEN BUD	USA	DNF

**110 M HURDLES**

**M40**

1 HARVEY REX	USA	15.60
2 COWLEY DAVID	GBR	15.79
3 CHARLTON JOHN	GBR	17.17
4 BROOKS CLIFFORD JOHN	GBR	17.37
5 SZCZERKOWSKI EUGENIUSZ POL	POL	18.28
6 FRACCHIA GIORGIO	ITA	18.30
7 BREDHOLT IVAR	NOR	18.72
8 MARTI ULRICH	SUI	18.97
9 MIYAI AKIRA	JPN	19.17
10 TANNER BILL	USA	19.45
11 LACOME CHRISTIAN	FRA	19.46
12 KONC LADO-VLADISLAV	YUG	19.60
13 CORDEN MICHAEL	GBR	20.16
14 SCHOOLER WILLIAM	USA	20.41
15 BATBY BRUNO	FRA	20.73
16 KINADETER GEORG	FRG	21.07
17 ALMEIDA EDUARDO	POR	21.35
18 FORSYTH BILL	USA	22.92
OLSEN BUD	USA	DNF
PLOEN CHARLES H.	USA	DNF
OLHERRY DANIEL	FRA	DNF
BESWICK RICHARD	USA	DNF
SOMERS SCOTT	USA	DNF
ROSE JIM	USA	DNF

## DECATHLON CONTINUED

### DISCUS THROW

#### M40

1 HARVEY REX	USA	39.71
		748
2 KINADETER GEORG	FRG	39.62
		746
3 MARTI ULRICH	SUI	37.22
		691
4 CORDEN MICHAEL	GBR	36.24
		669
5 SZCZERKOWSKI EUGENIUSZ	POL	35.26
		647
6 BROOKS CLIFFORD JOHN	GBR	35.22
		646
7 KONC LADO-VLADISLAV	YUG	33.09
		598
8 FORSYTH BILL	USA	31.78
		569
9 BREDHOLT IVAR	NOR	30.22
		535
10 OLHERRY DANIEL	FRA	29.84
		526
11 BATBY BRUNO	FRA	29.48
		518
12 LACOME CHRISTIAN	FRA	28.68
		501
13 OLSEN BUD	USA	28.44
		495
14 SCHOOLER WILLIAM	USA	28.34
		493
15 SOMERS SCOTT	USA	27.20
		468
16 FRACCHIA GIORGIO	ITA	25.76
		437
17 ALMEIDA EDUARDO	POR	25.74
		436
18 COWLEY DAVID	GBR	25.60
		433
19 CHARLTON JOHN	GBR	25.14
		423
20 MIYAI AKIRA	JPN	22.00
		356
21 TANNER BILL	USA	20.12
		316
BESWICK RICHARD	USA	DNS
PLOEN CHARLES H.	USA	DNS
ROSE JIM	USA	DNS

### POLE VAULT

#### M40

1 HARVEY REX	USA	4.30
		874
2 BREDHOLT IVAR	NOR	3.80
		706
3 SZCZERKOWSKI EUGENIUSZ	POL	3.60
		641
4 MARTI ULRICH	SUI	3.40
		578
4 OLSEN BUD	USA	3.40
		578
6 CORDEN MICHAEL	GBR	3.30
		548
6 TANNER BILL	USA	3.30
		548
8 BROOKS CLIFFORD JOHN	GBR	3.20
		517
9 COWLEY DAVID	GBR	3.10
		487
9 CHARLTON JOHN	GBR	3.10
		487
11 SOMERS SCOTT	USA	3.00
		458
12 FRACCHIA GIORGIO	ITA	2.80
		400
12 LACOME CHRISTIAN	FRA	2.80
		400
14 BATBY BRUNO	FRA	2.70
		372
15 MIYAI AKIRA	JPN	2.60
		345

15 SCHOOLER WILLIAM	USA	2.60
		345
17 ALMEIDA EDUARDO	POR	2.40
		292
17 OLHERRY DANIEL	FRA	2.40
		292
19 KINADETER GEORG	FRG	2.20
		241

### JAVELIN THROW

#### M40

1 HARVEY REX	USA	50.94
		755
2 SZCZERKOWSKI EUGENIUSZ	POL	47.64
		695
3 CORDEN MICHAEL	GBR	47.46
		692
4 FORSYTH BILL	USA	46.30
		671
5 MIYAI AKIRA	JPN	45.80
		663
6 KINADETER GEORG	FRG	44.98
		648
7 MARTI ULRICH	SUI	44.66
		642
8 SCHOOLER WILLIAM	USA	44.59
		641
9 BROOKS CLIFFORD JOHN	GBR	43.02
		613
10 BATBY BRUNO	FRA	40.44
		567
11 FRACCHIA GIORGIO	ITA	40.00
		559
12 OLSEN BUD	USA	39.97
		559
13 OLHERRY DANIEL	FRA	39.41
		549
14 BREDHOLT IVAR	NOR	39.40
		548
15 CHARLTON JOHN	GBR	38.87
		539
16 ALMEIDA EDUARDO	POR	36.76
		502
17 SOMERS SCOTT	USA	34.14
		456
18 LACOME CHRISTIAN	FRA	33.76
		450
19 COWLEY DAVID	GBR	33.14
		439
20 TANNER BILL	USA	31.10
		403

### 1500 M RUN

#### M40

1 LACOME CHRISTIAN	FRA	4:19.88
		936
2 COWLEY DAVID	GBR	4:35.17
		835
3 CHARLTON JOHN	GBR	4:45.10
		772
4 ALMEIDA EDUARDO	POR	4:46.52
		763
5 OLSEN BUD	USA	4:51.31
		733
6 FORSYTH BILL	USA	4:53.01
		723
7 SZCZERKOWSKI EUGENIUSZ	POL	5:07.15
		640
8 BATBY BRUNO	FRA	5:09.07
		629
9 BREDHOLT IVAR	NOR	5:11.14
		617
10 SCHOOLER WILLIAM	USA	5:16
		590
11 KINADETER GEORG	FRG	5:23.58
		549
12 HARVEY REX	USA	5:28.06
		526
13 FRACCHIA GIORGIO	ITA	5:28.33
		524
14 CORDEN MICHAEL	GBR	5:45.92
		436
15 TANNER BILL	USA	5:52.52
		405
16 SOMERS SCOTT	USA	6:10.10
		328
17 BROOKS CLIFFORD JOHN	GBR	6:18.34
		294

18 MIYAI AKIRA	JPN	6:25.07
		268
19 MARTI ULRICH	SUI	6:41.07
		210
KONC LADO-VLADISLAV	YUG	DNS
OLHERRY DANIEL	FRA	DNF

### FINAL RESULTS

#### M40

1 HARVEY REX	USA	7724
2 COWLEY DAVID	GBR	6934
3 SZCZERKOWSKI EUGENIUSZ	POL	6819
4 CHARLTON JOHN	GBR	6537
5 BREDHOLT IVAR	NOR	6361
6 LACOME CHRISTIAN	FRA	6141
7 BROOKS CLIFFORD JOHN	GBR	6039
8 MARTI ULRICH	SUI	5953
9 SCHOOLER WILLIAM	USA	5631
10 FRACCHIA GIORGIO	ITA	5429
11 FORSYTH BILL	USA	5261
12 KINADETER GEORG	FRG	5239
13 ALMEIDA EDUARDO	POR	5135
14 TANNER BILL	USA	4883
15 BATBY BRUNO	FRA	4753
16 MIYAI AKIRA	JPN	4670
17 OLSEN BUD	USA	4387
18 CORDEN MICHAEL	GBR	4162
19 SOMERS SCOTT	USA	4125
20 OLHERRY DANIEL	FRA	3793

### 100 M DASH

#### M45

1 KEILER (DR) UWE	FRG	11.69
		911
2 CARVALHO LEONEL	POR	12.21
		805
3 ALBRECHT ROLF	SUI	12.24
		799
4 MARILA KYOSTI	FIN	12.25
		779
5 STEMPEL DENNIS	USA	12.65
		719
6 NEWEY ROBERT	AUS	12.68
		714
7 KRASOWSKI RICHARD	FRA	12.76
		699
8 ROGERS STEVE	USA	12.78
		695
9 GROOM WALTER	AUS	12.79
		693
10 BIALONCZYK WOLF	AUT	12.80
		691
11 COOPER JOHN HENRY	AUS	12.84
		684
12 PHILLIPS ALLEN	USA	13.05
		645
13 HOPKINS HENRY	USA	13.11
		635
14 GENT ROBERT	USA	13.26
		608
15 PLUECKER GUENTER	FRG	13.27
		606
15 KARBENS JACK	USA	13.27
		606
17 HOSKING WILLIAM	USA	13.28
		605
18 TRACHTENBERG, M.D. A	AUS	13.33
		596
19 BUSBY WILLIAM	USA	13.39
		585
20 KING MARTIN	FRG	13.55
		558
21 GUTOSKI FRED	CAN	13.65
		541
22 LUCK UDO	FRG	13.71
		531
23 DI STEFANO GIUSEPPE	ITA	13.85
		508
24 WIJEYESEKERA VIJITHA	SRI	14.08
		472
25 KIVINIEMI ANTTI	FIN	14.09
		470
26 BABA ALLAH ALI	USA	14.20
		453

### LONG JUMP

#### M45

1 CARVALHO LEONEL	POR	6.05
		878
2 MARILA KYOSTI	FIN	6.03
		872
3 KEILER (DR) UWE	FRG	5.91
		837
4 HOPKINS HENRY	USA	5.57
		741
5 STEMPEL DENNIS	USA	5.55
		735
6 TRACHTENBERG, M.D. A	AUS	5.37
		686
7 ALBRECHT ROLF	SUI	5.28
		662
8 COOPER JOHN HENRY	AUS	5.26
		656
9 PHILLIPS ALLEN	USA	5.25
		654
10 KRASOWSKI RICHARD	FRA	5.22
		646
11 PLUECKER GUENTER	FRG	5.16
		630
12 LUCK UDO	FRG	5.09
		611
13 ROGERS STEVE	USA	5.00
		588
13 BUSBY WILLIAM	USA	5.00
		588
15 GENT ROBERT	USA	4.99
		585
16 GROOM WALTER	AUS	4.96
		577
17 NEWEY ROBERT	AUS	4.95
		575
18 KING MARTIN	FRG	4.92
		567
19 GUTOSKI FRED	CAN	4.81
		539
20 DI STEFANO GIUSEPPE	ITA	4.70
		511
21 KIVINIEMI ANTTI	FIN	4.68
		506
22 WIJEYESEKERA VIJITHA	SRI	4.58
		481
23 HOSKING WILLIAM	USA	4.46
		452
24 KARBENS JACK	USA	4.41
		440
25 BABA ALLAH ALI	USA	3.88
		319
BIALONCZYK WOLF	AUT	DNS




PHOTO BY JOHN GIUSTINA

### SHOT PUT

#### M45

1 ROGERS STEVE	USA	11.59
		716
2 KEILER (DR) UWE	FRG	11.01
		673
3 GUTOSKI FRED	CAN	10.87
		663
4 STEMPEL DENNIS	USA	10.65
		647
5 COOPER JOHN HENRY	AUS	10.37
		627
6 DI STEFANO GIUSEPPE	ITA	10.31
		623
6 MARILA KYOSTI	FIN	10.31
		623
8 NEWEY ROBERT	AUS	10.28
		621
9 KIVINIEMI ANTTI	FIN	10.15
		611
10 HOPKINS HENRY	USA	10.00
		600
11 KARBENS JACK	USA	9.98
		599
12 ALBRECHT ROLF	SUI	9.79
		585
13 GENT ROBERT	USA	9.71
		579
14 BUSBY WILLIAM	USA	9.22
		544
15 PHILLIPS ALLEN	USA	9.05
		532
16 KING MARTIN	FRG	9.01
		529
17 CARVALHO LEONEL	POR	8.95
		525
18 HOSKING WILLIAM	USA	8.21
		472
19 LUCK UDO	FRG	8.13
		466
20 WIJEYESEKERA VIJITHA	SRI	7.82
		444
21 TRACHTENBERG, M.D. A	AUS	7.59
		428
22 KRASOWSKI RICHARD	FRA	7.48
		420
23 BABA ALLAH ALI	USA	6.85
		375
PLUECKER GUENTER	FRG	DNS
GROOM WALTER	AUS	DNS

### HIGH JUMP

#### M45

1 PHILLIPS ALLEN	USA	1.69
		786
2 KEILER (DR) UWE	FRG	1.65
		744
2 ROGERS STEVE	USA	1.65
		744
4 ALBRECHT ROLF	SUI	1.63
		723
5 HOPKINS HENRY	USA	1.61
		702
6 CARVALHO LEONEL	POR	1.59
		682
7 GUTOSKI FRED	CAN	1.53
		621
7 LUCK UDO	FRG	1.53
		621
9 STEMPEL DENNIS	USA	1.49
		582
9 DI STEFANO GIUSEPPE	ITA	1.49
		582
9 GENT ROBERT	USA	1.49
		582
9 KING MARTIN	FRG	1.49
		582
9 MARILA KYOSTI	FIN	1.49
		582
14 NEWEY ROBERT	AUS	1.47
		563
14 COOPER JOHN HENRY	AUS	1.47
		563
14 BUSBY WILLIAM	USA	1.47
		563
17 HOSKING WILLIAM	USA	1.41
		506

18 KIVINIEMI ANTTI	FIN	1.37
		469
18 KRASOWSKI RICHARD	FRA	1.37
		469
18 TRACHTENBERG, M.D. A	AUS	1.37
		469
21 KARBENS JACK	USA	1.33
		433
22 WIJEYESEKERA VIJITHA	SRI	1.29
		398
BABA ALLAH ALI	USA	DNF

### 400 M DASH

#### M45

1 KEILER (DR) UWE	FRG	55.86
		844
2 CARVALHO LEONEL	POR	56.44
		820
3 MARILA KYOSTI	FIN	56.95
		799
4 ALBRECHT ROLF	SUI	57.07
		794
5 KRASOWSKI RICHARD	FRA	57.30
		785
6 NEWEY ROBERT	AUS	58.12
		752
7 KARBENS JACK	USA	59.51
		699
8 COOPER JOHN HENRY	AUS	59.55
		697
9 ROGERS STEVE	USA</	

**DECATHLON CONTINUED**

**110 M HURDLES**

<b>M45</b>					
1 KEILER (DR) UWE	FRG	17.38	773		
2 ROGERS STEVE	USA	17.64	746		
3 HOPKINS HENRY	USA	18.59	652		
4 MARILA KYOSTI	FIN	18.95	618		
5 BUSBY WILLIAM	USA	19.39	578		
6 CARVALHO LEONEL	POR	19.47	570		
7 NEWWEY ROBERT	AUS	19.48	570		
8 PHILLIPS ALLEN	USA	19.77	544		
9 KING MARTIN	FRG	19.99	525		
10 COOPER JOHN HENRY	AUS	20.40	490		
11 GUTOSKI FRED	CAN	20.43	487		
12 GENT ROBERT	USA	20.54	478		
13 ALBRECHT ROLF	SUI	20.92	447		
14 LUCK UDO	FRG	21.28	419		
15 KRASOWSKI RICHARD	FRA	21.52	400		
16 TRACHTENBERG, M.D. A	AUS	21.64	391		
17 HOSKING WILLIAM	USA	22.16	353		
18 KIVINIEMI ANTTI	FIN	24.35	213		
19 KARBENS JACK	USA	28.42	44		
BABA ALLAH ALI	USA	DNF			
DI STEFANO GIUSEPPE	ITA	DNF			

**DISCUS THROW**

<b>M45</b>					
1 KIVINIEMI ANTTI	FIN	37.95	762		
2 KEILER (DR) UWE	FRG	36.82	735		
3 ROGERS STEVE	USA	36.64	731		
4 COOPER JOHN HENRY	AUS	34.53	680		
5 DI STEFANO GIUSEPPE	ITA	33.70	660		
6 GENT ROBERT	USA	32.51	631		
7 GUTOSKI FRED	CAN	32.37	628		
8 NEWWEY ROBERT	AUS	32.26	625		
9 HOPKINS HENRY	USA	31.74	613		
10 BUSBY WILLIAM	USA	30.44	582		
10 KARBENS JACK	USA	30.44	582		
12 ALBRECHT ROLF	SUI	29.02	628		
13 PHILLIPS ALLEN	USA	28.24	530		
14 MARILA KYOSTI	FIN	28.10	527		

15 CARVALHO LEONEL	POR	25.40	464		
16 KING MARTIN	FRG	24.82	450		
17 TRACHTENBERG, M.D. A	AUS	23.94	430		
18 LUCK UDO	FRG	23.42	418		
19 KRASOWSKI RICHARD	FRA	22.94	407		
20 HOSKING WILLIAM	USA	22.42	395		
21 BABA ALLAH ALI	USA	21.00	363		

**POLE VAULT**

<b>M45</b>					
1 HOPKINS HENRY	USA	3.80	783		
2 BUSBY WILLIAM	USA	3.70	748		
3 NEWWEY ROBERT	AUS	3.40	644		
4 ROGERS STEVE	USA	3.30	611		
5 PHILLIPS ALLEN	USA	3.20	578		
5 MARILA KYOSTI	FIN	3.20	578		
7 GUTOSKI FRED	CAN	3.10	545		
8 KEILER (DR) UWE	FRG	2.90	481		
9 HOSKING WILLIAM	USA	2.80	450		
10 LUCK UDO	FRG	2.70	419		
10 KIVINIEMI ANTTI	FIN	2.70	419		
12 DI STEFANO GIUSEPPE	ITA	2.60	389		
12 GENT ROBERT	USA	2.60	389		
12 COOPER JOHN HENRY	AUS	2.60	389		
15 ALBRECHT ROLF	SUI	2.50	360		
15 CARVALHO LEONEL	POR	2.50	360		
15 TRACHTENBERG, M.D. A	AUS	2.50	360		
18 KING MARTIN	FRG	2.40	331		
19 KRASOWSKI RICHARD	FRA	2.30	303		
20 BABA ALLAH ALI	USA	2.10	249		
KARBENS JACK	USA	DNF			

**JAVELIN THROW**

<b>M45</b>					
1 PHILLIPS ALLEN	USA	48.00	752		
2 COOPER JOHN HENRY	AUS	43.52	667		
3 ROGERS STEVE	USA	43.18	660		
4 BUSBY WILLIAM	USA	43.16	660		
5 KEILER (DR) UWE	FRG	42.48	647		
6 MARILA KYOSTI	FIN	41.48	628		
7 HOPKINS HENRY	USA	40.20	604		
8 CARVALHO LEONEL	POR	39.98	600		
9 KIVINIEMI ANTTI	FIN	39.88	598		
10 GUTOSKI FRED	CAN	39.68	594		
11 GENT ROBERT	USA	38.80	578		
12 HOSKING WILLIAM	USA	35.18	510		
13 TRACHTENBERG, M.D. A	AUS	34.76	502		

14 ALBRECHT ROLF	SUI	33.94	487		
15 LUCK UDO	FRG	33.50	479		
16 NEWWEY ROBERT	AUS	32.92	468		
17 KING MARTIN	FRG	31.79	448		
18 KRASOWSKI RICHARD	FRA	30.18	418		
19 KARBENS JACK	USA	28.53	388		
20 BABA ALLAH ALI	USA	28.16	381		
21 DI STEFANO GIUSEPPE	ITA	27.34	366		

**1500 M RUN**

<b>M45</b>					
1 KRASOWSKI RICHARD	FRA	4:43.91	837		
2 MARILA KYOSTI	FIN	5:04.81	711		
3 ALBRECHT ROLF	SUI	5:04.91	711		
4 HOPKINS HENRY	USA	5:07.00	699		
5 CARVALHO LEONEL	POR	5:11.46	673		
6 TRACHTENBERG, M.D. A	AUS	5:12.02	670		
7 KEILER (DR) UWE	FRG	5:14.24	658		
8 GUTOSKI FRED	CAN	5:14.70	655		
9 NEWWEY ROBERT	AUS	5:15.02	653		
10 ROGERS STEVE	USA	5:18.86	632		
11 KARBENS JACK	USA	5:20.86	621		
12 BABA ALLAH ALI	USA	5:25.74	595		
13 KING MARTIN	FRG	5:26.03	593		
14 PHILLIPS ALLEN	USA	5:28.22	582		
15 COOPER JOHN HENRY	AUS	5:29.44	575		
16 BUSBY WILLIAM	USA	5:30.97	567		
17 LUCK UDO	FRG	6:02.97	411		
18 GENT ROBERT	USA	6:11.18	375		
19 KIVINIEMI ANTTI	FIN	6:16.16	354		
20 HOSKING WILLIAM	USA	6:25.84	314		
21 DI STEFANO GIUSEPPE	ITA	6:38.94	264		

**FINAL RESULTS**

<b>M45</b>					
1 KEILER (DR) UWE	FRG	7303			
2 ROGERS STEVE	USA	6784			
3 MARILA KYOSTI	FIN	6735			
4 HOPKINS HENRY	USA	6673			
5 CARVALHO LEONEL	POR	6377			
6 NEWWEY ROBERT	AUS	6185			
7 PHILLIPS ALLEN	USA	6175			
8 ALBRECHT ROLF	SUI	6117			
9 COOPER JOHN HENRY	AUS	6028			
10 BUSBY WILLIAM	USA	5969			
11 GUTOSKI FRED	CAN	5871			
12 KRASOWSKI RICHARD	FRA	5384			
13 GENT ROBERT	USA	5377			
14 KING MARTIN	FRG	5239			
15 TRACHTENBERG, M.D. A	AUS	5161			
16 KIVINIEMI ANTTI	FIN	4868			
17 LUCK UDO	FRG	4852			
18 HOSKING WILLIAM	USA	4538			
19 KARBENS JACK	USA	4412			
20 DI STEFANO GIUSEPPE	ITA	4347			
21 BABA ALLAH ALI	USA	3180			

**DECATHLON CONTINUED**

**100 M DASH**

<b>M50</b>					
1 MILLER GARY	USA	12.18	873		
2 BLODGETT THOMAS	USA	12.59	792		
3 OLEATA EDWARD	USA	12.64	782		
4 SCHULDT JOCHEN	FRG	12.77	757		
5 URBAN GUENTHER W.	FRG	13.01	713		
6 WORRALL DON	USA	13.05	705		
7 GOGGEL ADELBERT	FRG	13.17	684		
8 COUNIHAN GERALD	USA	13.49	627		
9 SLUGA MARKO	YUG	13.52	622		
10 DUNN TERRY	AUS	13.53	620		
11 MACKAY ANTHONY	GBR	13.58	611		
12 BREUER HANS	FRG	13.59	610		
13 ONEILL JOHN	USA	13.62	604		
14 BRODNIK JOZE	YUG	13.73	586		
15 FORSYTH JOHN	USA	13.77	579		
16 THESEN KARL-HEINZ	FRG	14.02	538		
17 JAGEMAN GEORGE W.	USA	14.10	525		
18 RUTANEN ANTERO	FIN	14.26	500		
19 BRUECKMANN GUENTER	FRG	14.51	461		
20 ZIMMERMAN DON	USA	14.55	455		
21 BOYD JACK (JOHN)	CAN	14.57	452		
22 BRANDENFELS FRED	USA	14.9	402		
23 FITZHUGH RAYMOND	USA	14.97	394		
24 NEWCOMB JERRY	USA	15.08	378		
25 RICHTER ULRICH	FRG	15.20	362		
26 HAHN HARALD	FRG	15.95	267		

**LONG JUMP**

<b>M50</b>					
1 MILLER GARY	USA	5.98	972		
2 COUNIHAN GERALD	USA	5.48	816		
3 GOGGEL ADELBERT	FRG	5.37	783		
4 SCHULDT JOCHEN	FRG	5.28	756		
5 BLODGETT THOMAS	USA	5.16	720		
6 URBAN GUENTHER W.	FRG	5.09	700		
7 BRODNIK JOZE	YUG	5.03	682		
8 OLEATA EDWARD	USA	4.89	642		
9 WORRALL DON	USA	4.88	639		
10 JAGEMAN GEORGE W.	USA	4.83	625		
11 MACKAY ANTHONY	GBR	4.67	581		
12 SLUGA MARKO	YUG	4.65	575		
13 BREUER HANS	FRG	4.48	529		

14 THESEN KARL-HEINZ	FRG	4.47	526		
15 DUNN TERRY	AUS	4.43	516		
15 RUTANEN ANTERO	FIN	4.43	516		
17 ONEILL JOHN	USA	4.32	487		
17 NEWCOMB JERRY	USA	4.32	487		
17 BRANDENFELS FRED	USA	4.32	487		
20 FITZHUGH RAYMOND	USA	4.17	448		
21 RICHTER ULRICH	FRG	4.03	412		
22 BRUECKMANN GUENTER	FRG	3.90	380		
23 ZIMMERMAN DON	USA	3.79	353		
24 BOYD JACK (JOHN)	CAN	3.57	302		
HAHN HARALD	FRG	DNS			
FORSYTH JOHN	USA	DNS			

**SHOT PUT**

<b>M50</b>					
1 SCHULDT JOCHEN	FRG	12.17	724		
2 OLEATA EDWARD	USA	12.04	715		
3 BRODNIK JOZE	YUG	11.79	698		
4 RICHTER ULRICH	FRG	11.63	687		
5 MILLER GARY	USA	11.30	663		
6 MACKAY ANTHONY	GBR	11.12	651		
7 BREUER HANS	FRG	10.94	638		
8 SLUGA MARKO	YUG	10.69	621		
9 COUNIHAN GERALD	USA	10.65	618		
10 BLODGETT THOMAS	USA	10.43	603		
11 GOGGEL ADELBERT	FRG	10.32	595		
12 RUTANEN ANTERO	FIN	10.30	594		
13 JAGEMAN GEORGE W.	USA	10.18	586		
14 THESEN KARL-HEINZ	FRG	9.84	562		
15 BRUECKMANN GUENTER	FRG	9.49	538		
16 WORRALL DON	USA	9.28	523		
17 FITZHUGH RAYMOND	USA	9.20	518		
18 URBAN GUENTHER W.	FRG	9.08	509		
19 ONEILL JOHN	USA	8.81	491		
20 BOYD JACK (JOHN)	CAN	8.70	483		
21 BRANDENFELS FRED	USA	8.64	479		
22 NEWCOMB JERRY	USA	8.41	463		
23 DUNN TERRY	AUS	7.76	419		
24 ZIMMERMAN DON	USA	7.75	418		

**HIGH JUMP**

<b>M50</b>					
1 COUNIHAN GERALD	USA	1.71	908		
2 MILLER GARY	USA	1.57	748		
3 GOGGEL ADELBERT	FRG	1.53	704		
3 BRODNIK JOZE	YUG	1.53	704		
5 OLEATA EDWARD	USA	1.49	661		
5 BRUECKMANN GUENTER	FRG	1.49	661		
5 BLODGETT THOMAS	USA	1.49	661		
5 RICHTER ULRICH	FRG	1.49	661		
5 MACKAY ANTHONY	GBR	1.49	661		
5 SCHULDT JOCHEN	FRG	1.49	661		
11 DUNN TERRY	AUS	1.45	619		
11 SLUGA MARKO	YUG	1.45	619		
11 FITZHUGH RAYMOND	USA	1.45	619		
11 WORRALL DON	USA	1.45	619		
15 BRANDENFELS FRED	USA	1.41	578		
15 BREUER HANS	FRG	1.41	578		
15 URBAN GUENTHER W.	FRG	1.41	578		
18 NEWCOMB JERRY	USA	1.37	537	</	

### DECATHLON CONTINUED

18 RUTANEN ANTERO	FIN	1:08.76
		470
19 SLUGA MARKO	YUG	1:10.35
		423
20 ZIMMERMAN DON	USA	1:10.43
		420
21 JAGEMAN GEORGE W.	USA	1:10.50
		418
22 FITZHUGH RAYMOND	USA	1:10.92
		406
23 NEWCOMB JERRY	USA	1:12.47
		363
BRUECKMANN GUENTER	FRG	DNF

### 100 M HURDLES

1 BLODGETT THOMAS	USA	14.66
		968
2 MILLER GARY	USA	15.30
		890
3 OLEATA EDWARD	USA	15.68
		846
4 SCHULDT JOCHEN	FRG	15.72
		841
5 COUNIHAN GERALD	USA	15.98
		812
6 BRODNIK JOZE	YUG	16.41
		763
7 WORRALL DON	USA	16.49
		754
8 RICHTER ULRICH	FRG	17.40
		658
9 SLUGA MARKO	YUG	18.12
		586
10 MACKAY ANTHONY	GBR	18.31
		568
11 BREUER HANS	FRG	18.32
		567
12 GOGGEL ADELBERT	FRG	18.34
		565
13 JAGEMAN GEORGE W.	USA	19.31
		476
14 RUTANEN ANTERO	FIN	19.45
		464
15 BRANDENFELS FRED	USA	19.59
		452
16 URBAN GUENTHER W.	FRG	19.74
		439
17 ONEILL JOHN	USA	20.02
		416
18 NEWCOMB JERRY	USA	21.29
		318
19 BOYD JACK (JOHN)	CAN	21.39
		311
20 FITZHUGH RAYMOND	USA	21.45
		306
21 ZIMMERMAN DON	USA	21.80
		282
22 DUNN TERRY	AUS	22.59
		231
THESEN KARL-HEINZ	FRG	DNF
BRUECKMANN GUENTER	FRG	DNF

### DISCUS THROW

1 MILLER GARY	USA	40.30
		774
2 BRODNIK JOZE	YUG	38.94
		742
3 SCHULDT JOCHEN	FRG	38.84
		740
4 RICHTER ULRICH	FRG	36.76
		692
5 BLODGETT THOMAS	USA	36.48
		686
6 RUTANEN ANTERO	FIN	35.82
		671
7 OLEATA EDWARD	USA	34.89
		649
8 BOYD JACK (JOHN)	CAN	32.26
		590
9 MACKAY ANTHONY	GBR	32.22
		589
10 ZIMMERMAN DON	USA	30.30
		545
11 COUNIHAN GERALD	USA	30.26
		545
12 SLUGA MARKO	YUG	30.22
		544
13 GOGGEL ADELBERT	FRG	29.50
		528
14 FITZHUGH RAYMOND	USA	29.36
		524
15 WORRALL DON	USA	28.88
		514
16 BREUER HANS	FRG	28.00
		494
17 URBAN GUENTHER W.	FRG	27.70
		487
18 JAGEMAN GEORGE W.	USA	26.88
		469
19 ONEILL JOHN	USA	26.48
		460
20 DUNN TERRY	AUS	24.62
		419
21 NEWCOMB JERRY	USA	24.00
		406
22 BRANDENFELS FRED	USA	21.90
		360
THESEN KARL-HEINZ	FRG	DNS
BRUECKMANN GUENTER	FRG	DNS

### POLE VAULT

1 COUNIHAN GERALD	USA	4.00
		954
2 MILLER GARY	USA	3.70
		836
3 OLEATA EDWARD	USA	3.60
		797
3 BLODGETT THOMAS	USA	3.60
		797
5 SCHULDT JOCHEN	FRG	3.50
		759
6 WORRALL DON	USA	3.40
		722
7 MACKAY ANTHONY	GBR	3.20
		649
8 BRODNIK JOZE	YUG	3.10
		613
9 JAGEMAN GEORGE W.	USA	2.90
		542
10 FITZHUGH RAYMOND	USA	2.80
		508
10 GOGGEL ADELBERT	FRG	2.80
		508
10 BREUER HANS	FRG	2.80
		508
13 RICHTER ULRICH	FRG	2.70
		475
14 RUTANEN ANTERO	FIN	2.60
		441
15 ZIMMERMAN DON	USA	2.50
		409
15 BRANDENFELS FRED	USA	2.50
		409
17 SLUGA MARKO	YUG	2.30
		346
18 DUNN TERRY	AUS	2.20
		316
19 ONEILL JOHN	USA	2.10
		286
20 BOYD JACK (JOHN)	CAN	1.90
		229
21 NEWCOMB JERRY	USA	1.80
		202
22 URBAN GUENTHER W.	FRG	1.70
		176

### JAVELIN THROW

1 BLODGETT THOMAS	USA	47.52
		815
2 MILLER GARY	USA	45.78
		779
3 SCHULDT JOCHEN	FRG	43.96
		741
4 RUTANEN ANTERO	FIN	43.03
		722
5 MACKAY ANTHONY	GBR	40.50
		670
6 BRODNIK JOZE	YUG	39.92
		658
7 RICHTER ULRICH	FRG	39.18
		643
8 SLUGA MARKO	YUG	39.16
		643
9 OLEATA EDWARD	USA	35.48
		568
10 COUNIHAN GERALD	USA	35.20
		562
11 GOGGEL ADELBERT	FRG	33.10
		520
12 BREUER HANS	FRG	32.20
		502
13 URBAN GUENTHER W.	FRG	31.63
		491
14 JAGEMAN GEORGE W.	USA	31.12
		480
15 DUNN TERRY	AUS	29.78
		454
16 FITZHUGH RAYMOND	USA	29.33
		445
17 WORRALL DON	USA	29.15
		441
18 BOYD JACK (JOHN)	CAN	28.10
		420
19 BRANDENFELS FRED	USA	27.96
		418
20 NEWCOMB JERRY	USA	25.20
		363
21 ZIMMERMAN DON	USA	22.58
		312
22 ONEILL JOHN	USA	20.50
		272

### 1500 M RUN

1 OLEATA EDWARD	USA	4:59.78
		804
2 DUNN TERRY	AUS	5:04.16
		778
3 RICHTER ULRICH	FRG	5:16.30
		709
4 BREUER HANS	FRG	5:21.24
		682
5 URBAN GUENTHER W.	FRG	5:30.63
		631
6 MILLER GARY	USA	5:34.69
		610
7 WORRALL DON	USA	5:34.81
		609
8 MACKAY ANTHONY	GBR	5:35.06
		608
9 SCHULDT JOCHEN	FRG	5:40.99
		577
10 GOGGEL ADELBERT	FRG	5:42.87
		568
11 BRANDENFELS FRED	USA	5:49.38
		535
12 ONEILL JOHN	USA	5:50.29
		531
13 RUTANEN ANTERO	FIN	5:50.78
		529
14 BRODNIK JOZE	YUG	5:54.43
		511
15 BLODGETT THOMAS	USA	5:55.15
		507
16 COUNIHAN GERALD	USA	6:11.66
		431
17 ZIMMERMAN DON	USA	6:12.80
		426
18 BOYD JACK (JOHN)	CAN	6:21.62
		388
19 JAGEMAN GEORGE W.	USA	6:49.79
		277
20 NEWCOMB JERRY	USA	6:55.18
		258
21 FITZHUGH RAYMOND	USA	7:07.46
		216
SLUGA MARKO	YUG	DNF

### 100 M DASH

1 MC FETTERS DOUGLAS	USA	12.78
		823
2 TROUT LEON	USA	12.84
		812
3 SOPANEN ILPO	FIN	12.99
		784
4 MULKEY PHIL	USA	13.14
		756
5 CISNEROS HECTOR	USA	13.55
		682
6 PHILLIPS JOE	GBR	13.56
		680
7 ROTHROCK JAMES	USA	13.63
		668
8 SKARTVEDT DARROLD	USA	13.68
		660
9 HEPNER JOHN	USA	13.90
		622
10 PALMER WENDELL	USA	13.92
		619
11 PAULUS JOSEF	FRG	14.03
		600
12 SCHWANKNER JOSEF	FRG	14.06
		595
13 GILMORE JOHN	USA	14.09
		590
14 BROWN FRANKLIN	USA	14.14
		582
15 MORRIS ROBERT E.	USA	14.86
		470
16 DOUGLASS DAVE	USA	15.09
		436
17 ALZAMORA JORGE	CHI	15.17
		425

### LONG JUMP

1 SOPANEN ILPO	FIN	5.41
		909
2 MULKEY PHIL	USA	5.31
		876
3 TROUT LEON	USA	5.19
		836
4 MC FETTERS DOUGLAS	USA	5.04
		788
5 SKARTVEDT DARROLD	USA	4.99
		772
6 PAULUS JOSEF	FRG	4.73
		690
7 PHILLIPS JOE	GBR	4.59
		647
8 HEPNER JOHN	USA	4.58
		644
9 ROTHROCK JAMES	USA	4.51
		623
10 GILMORE JOHN	USA	4.47
		611
11 PALMER WENDELL	USA	4.44
		602
12 SCHWANKNER JOSEF	FRG	4.38
		584
13 BROWN FRANKLIN	USA	4.35
		575
14 CISNEROS HECTOR	USA	4.04
		486
15 DOUGLASS DAVE	USA	4.00
		475
16 MORRIS ROBERT E.	USA	3.78
		415
17 ALZAMORA JORGE	CHI	3.67
		386

### FINAL RESULTS

1 MILLER GARY	USA	8058
2 BLODGETT THOMAS	USA	7313
3 OLEATA EDWARD	USA	7297
4 SCHULDT JOCHEN	FRG	7261
5 COUNIHAN GERALD	USA	6900
6 BRODNIK JOZE	YUG	6607
7 MACKAY ANTHONY	GBR	6251
7 WORRALL DON	USA	6251
8 GOGGEL ADELBERT	FRG	6020
9 RICHTER ULRICH	FRG	5953
10 BREUER HANS	FRG	5735
11 URBAN GUENTHER W.	FRG	5466
12 RUTANEN ANTERO	FIN	5366
13 DUNN TERRY	AUS	5103
14 SLUGA MARKO	YUG	4979
15 JAGEMAN GEORGE W.	USA	4896
16 ONEILL JOHN	USA	4655
17 BRANDENFELS FRED	USA	4596
18 FITZHUGH RAYMOND	USA	4384
19 BOYD JACK (JOHN)	CAN	4148
20 ZIMMERMAN DON	USA	3934
21 NEWCOMB JERRY	USA	3775




PHOTO BY JOHN GIUSTINA



## DECATHLON CONTINUED

### SHOT PUT

M55			
1 ROTHROCK JAMES	USA	12.04	771
2 MULKEY PHIL	USA	11.89	759
3 PALMER WENDELL	USA	11.78	751
4 SOPANEN ILPO	FIN	11.70	745
5 SCHWANKNER JOSEF	FRG	10.19	633
6 PAULUS JOSEF	FRG	10.07	624
7 TROUT LEON	USA	9.89	610
8 GILMORE JOHN	USA	9.73	599
9 PHILLIPS JOE	GBR	9.68	595
10 SKARTVEDT DARROLD	USA	9.37	572
11 HEPNER JOHN	USA	9.19	559
12 MC FETTERS DOUGLAS	USA	9.15	556
13 CISNEROS HECTOR	USA	9.03	547
14 DOUGLASS DAVE	USA	8.91	538
15 BROWN FRANKLIN	USA	8.38	499
16 MORRIS ROBERT E.	USA	7.84	460
17 ALZAMORA JORGE	CHI	7.47	433

### HIGH JUMP

M55			
1 MULKEY PHIL	USA	1.53	800
2 MC FETTERS DOUGLAS	USA	1.49	753
2 SOPANEN ILPO	FIN	1.49	753
4 TROUT LEON	USA	1.45	707
4 GILMORE JOHN	USA	1.45	707
4 PALMER WENDELL	USA	1.45	707
7 SKARTVEDT DARROLD	USA	1.41	661
8 HEPNER JOHN	USA	1.37	617
8 PHILLIPS JOE	GBR	1.37	617
8 DOUGLASS DAVE	USA	1.37	617
11 PAULUS JOSEF	FRG	1.33	573
12 ROTHROCK JAMES	USA	1.29	531
12 SCHWANKNER JOSEF	FRG	1.29	531
12 BROWN FRANKLIN	USA	1.29	531
15 MORRIS ROBERT E.	USA	1.21	448
15 ALZAMORA JORGE	CHI	1.21	448
17 CISNEROS HECTOR	USA	1.09	333

## 400 M DASH

M55			
1 CISNEROS HECTOR	USA	1:00.44	855
2 TROUT LEON	USA	1:00.90	838
3 MC FETTERS DOUGLAS	USA	1:01.04	833
4 HEPNER JOHN	USA	1:01.61	811
5 SOPANEN ILPO	FIN	1:02.59	775
6 PHILLIPS JOE	GBR	1:03.36	747
7 BROWN FRANKLIN	USA	1:03.53	741
8 MULKEY PHIL	USA	1:03.60	738
9 GILMORE JOHN	USA	1:05.62	667
10 PAULUS JOSEF	FRG	1:07.24	613
11 SKARTVEDT DARROLD	USA	1:09.67	535
12 DOUGLASS DAVE	USA	1:10.19	519
13 ROTHROCK JAMES	USA	1:10.63	506
14 SCHWANKNER JOSEF	FRG	1:11.14	490
15 MORRIS ROBERT E.	USA	1:12.27	457
16 ALZAMORA JORGE	CHI	1:13.10	433
PALMER WENDELL	USA	DNF	

## 100 M HURDLES

M55			
1 MC FETTERS DOUGLAS	USA	15.50	978
2 MULKEY PHIL	USA	16.07	913
3 TROUT LEON	USA	16.17	902
4 SOPANEN ILPO	FIN	16.28	890
5 GILMORE JOHN	USA	17.49	760
6 CISNEROS HECTOR	USA	18.39	670
7 HEPNER JOHN	USA	19.31	583
8 PHILLIPS JOE	GBR	19.76	543
9 PALMER WENDELL	USA	20.05	517
10 SKARTVEDT DARROLD	USA	20.09	515
11 BROWN FRANKLIN	USA	20.49	481
12 DOUGLASS DAVE	USA	20.55	475
13 PAULUS JOSEF	FRG	20.60	472
14 ROTHROCK JAMES	USA	20.84	452
15 ALZAMORA JORGE	CHI	21.38	410
SCHWANKNER JOSEF	FRG	DNS	
MORRIS ROBERT E.	USA	DNS	

## DISCUS THROW

M55			
1 PALMER WENDELL	USA	44.27	936
2 ROTHROCK JAMES	USA	38.18	784
3 PAULUS JOSEF	FRG	36.69	747
4 GILMORE JOHN	USA	36.16	734
5 TROUT LEON	USA	35.25	711
6 MULKEY PHIL	USA	34.95	704
7 SOPANEN ILPO	FIN	34.60	696
8 SKARTVEDT DARROLD	USA	32.42	642
9 PHILLIPS JOE	GBR	31.98	632
10 HEPNER JOHN	USA	29.02	560
11 MC FETTERS DOUGLAS	USA	28.24	541
12 DOUGLASS DAVE	USA	27.96	535
13 CISNEROS HECTOR	USA	27.52	524
14 ALZAMORA JORGE	CHI	25.06	466
15 BROWN FRANKLIN	USA	21.82	390

## POLE VAULT

M55			
1 MULKEY PHIL	USA	3.50	853
2 SOPANEN ILPO	FIN	3.40	812
3 CISNEROS HECTOR	USA	3.30	771
4 GILMORE JOHN	USA	2.90	614
4 MC FETTERS DOUGLAS	USA	2.90	614
6 ROTHROCK JAMES	USA	2.70	539
7 DOUGLASS DAVE	USA	2.60	502
7 SKARTVEDT DARROLD	USA	2.60	502
7 TROUT LEON	USA	2.60	502
10 BROWN FRANKLIN	USA	2.50	466
10 HEPNER JOHN	USA	2.50	466
10 PALMER WENDELL	USA	2.50	466
13 PHILLIPS JOE	GBR	2.40	431
14 PAULUS JOSEF	FRG	2.30	397
15 ALZAMORA JORGE	CHI	2.10	330

## JAVELIN THROW

M55			
1 PHILLIPS JOE	GBR	45.66	894
2 SOPANEN ILPO	FIN	45.02	879
3 ROTHROCK JAMES	USA	44.46	866
4 TROUT LEON	USA	36.86	689
5 PALMER WENDELL	USA	36.84	689
6 HEPNER JOHN	USA	36.24	675
7 SKARTVEDT DARROLD	USA	35.48	658
8 GILMORE JOHN	USA	34.19	628
9 MULKEY PHIL	USA	33.92	622
10 BROWN FRANKLIN	USA	30.42	542
11 MC FETTERS DOUGLAS	USA	28.46	498
12 DOUGLASS DAVE	USA	27.47	476
13 CISNEROS HECTOR	USA	25.10	423
13 PAULUS JOSEF	FRG	25.10	423
15 ALZAMORA JORGE	CHI	20.82	328

## 1500 M RUN

M55			
1 HEPNER JOHN	USA	4:44.70	970
2 BROWN FRANKLIN	USA	5:13.15	801
3 GILMORE JOHN	USA	5:31.13	703
4 PHILLIPS JOE	GBR	5:43.08	640
5 CISNEROS HECTOR	USA	5:46.59	622
6 PAULUS JOSEF	FRG	5:50.14	604
7 TROUT LEON	USA	5:52.84	591
8 ALZAMORA JORGE	CHI	5:58.45	564
9 MC FETTERS DOUGLAS	USA	6:25.03	442
10 SOPANEN ILPO	FIN	6:25.86	439
11 MULKEY PHIL	USA	6:28.26	428
12 ROTHROCK JAMES	USA	6:57.34	313
13 SKARTVEDT DARROLD	USA	7:26.88	213
DOUGLASS DAVE	USA	DNF	
PALMER WENDELL	USA	DNF	

## FINAL RESULTS

M55			
1 SOPANEN ILPO	FIN	7682	
2 MULKEY PHIL	USA	7449	
3 TROUT LEON	USA	7198	
4 MC FETTERS DOUGLAS	USA	6826	
5 GILMORE JOHN	USA	6613	
6 HEPNER JOHN	USA	6507	
7 PHILLIPS JOE	GBR	6426	
8 ROTHROCK JAMES	USA	6053	
9 CISNEROS HECTOR	USA	5913	
10 PAULUS JOSEF	FRG	5743	
11 SKARTVEDT DARROLD	USA	5730	
12 BROWN FRANKLIN	USA	5608	
13 PALMER WENDELL	USA	5287	
14 DOUGLASS DAVE	USA	4573	
15 ALZAMORA JORGE	CHI	4223	

## 100 M DASH

M60			
1 HOCHREITER RUDI	AUS	13.18	825
2 BARTL VACLAV	SWE	13.42	781
3 JARVINEN MATTI	FIN	13.48	770
4 BRADBERRY BUCK (GEO.)	USA	13.49	768
5 BROWN GARVIN	AUS	13.81	712
6 SMITH DENVER	USA	13.88	700
7 TIMINGS PAT	NZL	14.07	667
8 KAMILA MARTTI	FIN	14.14	656
9 BRENDA ALBERT	USA	14.15	654
10 ENSSLIN TED	USA	14.16	652
11 NORDQUIST RICHARD	USA	14.19	647
12 ZUNIGA LAZO FEDERICO	PER	14.22	642
13 HERING KURT	CAN	14.25	637
14 ROWE JACK	CAN	14.81	548
15 RICHARDS BOB	USA	14.89	536
16 BETTELLA FRANCESCO	ITA	15.03	515
17 GREY DONALD C.	USA	15.61	431
18 SLEETH BILL	USA	15.74	413
19 CHILDS LEONARD	AUS	17.18	239
WICHMANN KARRI	FIN	DNF	

## LONG JUMP

M60			
1 BRADBERRY BUCK (GEO.)	USA	5.14	942
2 JARVINEN MATTI	FIN	4.89	853
2 BARTL VACLAV	SWE	4.89	853
4 SMITH DENVER	USA	4.84	835
5 HOCHREITER RUDI	AUS	4.82	828
6 BROWN GARVIN	AUS	4.73	797
7 TIMINGS PAT	NZL	4.72	794
8 KAMILA MARTTI	FIN	4.48	712
9 BRENDA ALBERT	USA	4.40	685
10 ZUNIGA LAZO FEDERICO	PER	4.37	675
11 NORDQUIST RICHARD	USA	4.36	672
12 HERING KURT	CAN	4.26	639
13 RICHARDS BOB	USA	4.20	620
14 ENSSLIN TED	USA	4.17	610
15 SLEETH BILL	USA	3.82	501
16 BETTELLA FRANCESCO	ITA	3.79	492
17 ROWE JACK	CAN	3.76	483
18 GREY DONALD C.	USA	3.35	365
19 CHILDS LEONARD	AUS	3.34	362
WICHMANN KARRI	FIN	DNS	

## SHOT PUT

M60			
1 RICHARDS BOB	USA	12.27	799
2 JARVINEN MATTI	FIN	11.55	745
3 HOCHREITER RUDI	AUS	11.53	743
4 KAMILA MARTTI	FIN	10.92	697
5 SMITH DENVER	USA	10.56	670
6 BARTL VACLAV	SWE	10.53	668
7 BRADBERRY BUCK (GEO.)	USA	10.13	637
8 NORDQUIST RICHARD	USA	9.89	619
9 ZUNIGA LAZO FEDERICO	PER	9.76	610
10 ROWE JACK	CAN	9.02	554
11 CHILDS LEONARD	AUS	8.85	542
12 GREY DONALD C.	USA	8.78	536
13 SLEETH BILL	USA	8.69	530
14 BROWN GARVIN	AUS	8.68	529
15 BRENDA ALBERT	USA	8.62	524
16 ENSSLIN TED	USA	8.57	521
17 TIMINGS PAT	NZL	8.52	517
18 BETTELLA FRANCESCO	ITA	7.75	460
19 HERING KURT	CAN	7.34	430

## HIGH JUMP

M60			
1 RICHARDS BOB	USA	1.41	757
1 BRADBERRY BUCK (GEO.)	USA	1.41	757
1 TIMINGS PAT	NZL	1.41	757
1 HOCHREITER RUDI	AUS	1.41	757
5 JARVINEN MATTI	FIN	1.37	708
5 SMITH DENVER	USA	1.37	708
7 BRENDA ALBERT	USA	1.33	660
7 KAMILA MARTTI	FIN	1.33	660
9 HERING KURT	CAN	1.29	613
9 NORDQUIST RICHARD	USA	1.29	613
9 BARTL VACLAV	SWE	1.29	613
12 ZUNIGA LAZO FEDERICO	PER	1.25	567
12 ENSSLIN TED	USA	1.25	567
14 SLEETH BILL	USA	1.21	522
14 GREY DONALD C.	USA	1.21	522
14 ROWE JACK	CAN	1.21	522
17 CHILDS LEONARD	AUS	1.17	478
17 BETTELLA FRANCESCO	ITA	1.17	478
19 BROWN GARVIN	AUS	1.13	435

## DECATHLON CONTINUED

### 400 M DASH

#### M60

1 TIMINGS PAT	NZL	1:01.30
2 BARTL VACLAV	SWE	1:02.32
3 HOCHREITER RUDI	AUS	1:03.21
4 BROWN GARVIN	AUS	1:06.28
5 BRENDA ALBERT	USA	1:06.37
6 BRADBERRY BUCK (GEO.)	USA	1:07.05
7 NORDQUIST RICHARD	USA	1:07.41
8 KAMILA MARTTI	FIN	1:08.13
9 ENSSLIN TED	USA	1:08.54
10 BETTELLA FRANCESCO	ITA	1:08.79
11 HERING KURT	CAN	1:09.08
12 ZUNIGA LAZO FEDERICO	PER	1:09.86
12 JARVINEN MATTI	FIN	1:09.86
14 SMITH DENVER	USA	1:10.34
15 SLEETH BILL	USA	1:16.28
16 ROWE JACK	CAN	1:17.25
17 CHILDS LEONARD	AUS	1:21.91
18 GREY DONALD C.	USA	1:26.89
RICHARDS BOB	USA	DNS

### 100 M HURDLE

#### M60

1 BRADBERRY BUCK (GEO.)	USA	16.12
2 BARTL VACLAV	SWE	17.28
3 SMITH DENVER	USA	17.61
4 NORDQUIST RICHARD	USA	18.66
5 JARVINEN MATTI	FIN	19.05
6 TIMINGS PAT	NZL	19.19
7 BRENDA ALBERT	USA	19.39
8 HOCHREITER RUDI	AUS	19.62
9 ROWE JACK	CAN	19.70
10 HERING KURT	CAN	19.73
11 ENSSLIN TED	USA	19.87
12 BROWN GARVIN	AUS	19.98
13 KAMILA MARTTI	FIN	21.18
14 BETTELLA FRANCESCO	ITA	22.03
15 SLEETH BILL	USA	22.21
16 ZUNIGA LAZO FEDERICO	PER	27.14
17 CHILDS LEONARD	AUS	29.05
GREY DONALD C.	USA	DNF

## DISCUS THROW

### M60

1 JARVINEN MATTI	FIN	47.74
2 KAMILA MARTTI	FIN	41.88
3 HOCHREITER RUDI	AUS	41.46
4 BARTL VACLAV	SWE	38.36
5 SMITH DENVER	USA	36.28
6 NORDQUIST RICHARD	USA	36.18
7 ZUNIGA LAZO FEDERICO	PER	35.22
8 BRADBERRY BUCK (GEO.)	USA	33.76
9 BROWN GARVIN	AUS	31.18
10 BETTELLA FRANCESCO	ITA	31.12
11 BRENDA ALBERT	USA	29.84
12 TIMINGS PAT	NZL	29.72
13 ENSSLIN TED	USA	28.82
14 GREY DONALD C.	USA	27.74
15 ROWE JACK	CAN	26.94
16 SLEETH BILL	USA	26.16
17 HERING KURT	CAN	24.50
18 CHILDS LEONARD	AUS	23.88

## POLE VAULT

### M60

1 BROWN GARVIN	AUS	2.90
1 NORDQUIST RICHARD	USA	2.90
3 BRENDA ALBERT	USA	2.80
4 BRADBERRY BUCK (GEO.)	USA	2.70
5 SMITH DENVER	USA	2.50
5 KAMILA MARTTI	FIN	2.50
7 BARTL VACLAV	SWE	2.40
7 ENSSLIN TED	USA	2.40
7 ROWE JACK	CAN	2.40
7 HERING KURT	CAN	2.40
7 GREY DONALD C.	USA	2.40
12 JARVINEN MATTI	FIN	2.30
12 HOCHREITER RUDI	AUS	2.30
14 TIMINGS PAT	NZL	2.20
15 BETTELLA FRANCESCO	ITA	2.10
16 SLEETH BILL	USA	2.00
17 ZUNIGA LAZO FEDERICO	PER	1.50
CHILDS LEONARD	AUS	DNF

## JAVELIN THROW

### M60

1 KAMILA MARTTI	FIN	42.74
2 HOCHREITER RUDI	AUS	42.12
3 JARVINEN MATTI	FIN	35.90
4 SMITH DENVER	USA	35.44
5 NORDQUIST RICHARD	USA	34.76
6 ENSSLIN TED	USA	31.06
7 SLEETH BILL	USA	29.48
8 BRADBERRY BUCK (GEO.)	USA	28.70
9 GREY DONALD C.	USA	28.40
10 HERING KURT	CAN	27.98
11 ZUNIGA LAZO FEDERICO	PER	27.95
12 BARTL VACLAV	SWE	27.34
13 BRENDA ALBERT	USA	26.56
14 TIMINGS PAT	NZL	25.94
15 ROWE JACK	CAN	25.90
16 BROWN GARVIN	AUS	20.90
17 BETTELLA FRANCESCO	ITA	19.46
18 CHILDS LEONARD	AUS	18.98

## 1500 M RUN

### M60

1 TIMINGS PAT	NZL	4:54.11
2 BETTELLA FRANCESCO	ITA	5:29.22
3 BARTL VACLAV	SWE	5:45.40
4 HOCHREITER RUDI	AUS	5:48.33
5 KAMILA MARTTI	FIN	5:52.05
6 BRENDA ALBERT	USA	6:10.71
7 HERING KURT	CAN	6:11.96
8 ZUNIGA LAZO FEDERICO	PER	6:17.04
9 CHILDS LEONARD	AUS	6:22.09
10 BRADBERRY BUCK (GEO.)	USA	6:23.56
11 NORDQUIST RICHARD	USA	6:30.38
12 SLEETH BILL	USA	6:33.03
13 ROWE JACK	CAN	6:36.68
14 GREY DONALD C.	USA	6:42.85
15 JARVINEN MATTI	FIN	6:44.96
16 SMITH DENVER	USA	6:47.38
17 BROWN GARVIN	AUS	6:49.46
18 ENSSLIN TED	USA	7:47.58

## FINAL RESULTS

### M60

1 HOCHREITER RUDI	AUS	7391
2 BRADBERRY BUCK (GEO.)	USA	7071
3 BARTL VACLAV	SWE	7064
4 JARVINEN MATTI	FIN	6884
5 KAMILA MARTTI	FIN	6741
6 TIMINGS PAT	NZL	6713
7 SMITH DENVER	USA	6638
8 NORDQUIST RICHARD	USA	6484
9 BRENDA ALBERT	USA	6145
10 BROWN GARVIN	AUS	5823
11 HERING KURT	CAN	5565
12 ENSSLIN TED	USA	5399
13 ZUNIGA LAZO FEDERICO	PER	5127
14 BETTELLA FRANCESCO	ITA	5076
15 ROWE JACK	CAN	5012
16 SLEETH BILL	USA	4622
17 GREY DONALD C.	USA	3966
18 CHILDS LEONARD	AUS	3204

## 100 M DASH

### M65

1 O'CONNOR FRED	AUS	13.42
2 PENTTILA PEKKA	FIN	13.91
3 TAIMINEN LASSE	FIN	14.14
4 DARROT PIERRE	FRA	14.22
5 WILLIAMS LES	GBR	14.90
6 WRAY LEONARD G	USA	14.99
7 MORCOM BOO	USA	15.06
8 SWINTON JOHN	GBR	15.15
9 LUND HAVARD	NOR	15.57
10 LARSSON BERTIL	SWE	15.68
11 MEINEN HANS	SUI	15.87
12 RICCIARDI ARMANDO	USA	16.31
13 NORDAHL-HANSEN ROLV	NOR	16.46
14 PELAEZ SIERRA S	COL	18.02
15 HUTCHINSON JON	USA	19.84

## LONG JUMP

### M65

1 O'CONNOR FRED	AUS	4.77
2 TAIMINEN LASSE	FIN	4.68
3 PENTTILA PEKKA	FIN	4.49
4 MORCOM BOO	USA	4.48
5 WILLIAMS LES	GBR	4.45
6 DARROT PIERRE	FRA	4.39
7 SWINTON JOHN	GBR	3.98
8 LUND HAVARD	NOR	3.97
8 LARSSON BERTIL	SWE	3.97
10 NORDAHL-HANSEN ROLV	NOR	3.87
11 RICCIARDI ARMANDO	USA	3.79
12 MEINEN HANS	SUI	3.74
13 WRAY LEONARD G	USA	3.70
14 HUTCHINSON JON	USA	3.02
PELAEZ SIERRA S	COL	DNS

## SHOT PUT

### M65

1 LUND HAVARD	NOR	10.66
2 MORCOM BOO	USA	10.52
3 PENTTILA PEKKA	FIN	10.48
4 TAIMINEN LASSE	FIN	10.47
5 RICCIARDI ARMANDO	USA	9.80
6 LARSSON BERTIL	SWE	9.10
7 DARROT PIERRE	FRA	8.87
7 O'CONNOR FRED	AUS	8.87
9 WRAY LEONARD G	USA	8.61
10 NORDAHL-HANSEN ROLV	NOR	8.45
11 WILLIAMS LES	GBR	8.36
12 MEINEN HANS	SUI	8.05
13 HUTCHINSON JON	USA	7.74
14 SWINTON JOHN	GBR	7.18

## HIGH JUMP

### M65

1 LUND HAVARD	NOR	1.41
2 MORCOM BOO	USA	1.33
2 PENTTILA PEKKA	FIN	1.33
4 NORDAHL-HANSEN ROLV	NOR	1.29
4 WILLIAMS LES	GBR	1.29
4 O'CONNOR FRED	AUS	1.29
7 TAIMINEN LASSE	FIN	1.28
8 RICCIARDI ARMANDO	USA	1.25
9 SWINTON JOHN	GBR	1.21
9 MEINEN HANS	SUI	1.21
11 DARROT PIERRE	FRA	1.17
11 WRAY LEONARD G	USA	1.17
13 HUTCHINSON JON	USA	1.09
LARSSON BERTIL	SWE	DNS

## 400 M DASH

### M65

1 PENTTILA PEKKA	FIN	1:04.50
2 O'CONNOR FRED	AUS	1:05.37
3 DARROT PIERRE	FRA	1:08.52
4 TAIMINEN LASSE	FIN	1:09.08
5 MORCOM BOO	USA	1:10.70
6 WILLIAMS LES	GBR	1:10.91
7 MEINEN HANS	SUI	1:14.86
8 LUND HAVARD	NOR	1:14.95
9 SWINTON JOHN	GBR	1:15.73
10 WRAY LEONARD G	USA	1:19.11
11 NORDAHL-HANSEN ROLV	NOR	1:29.50
12 RICCIARDI ARMANDO	USA	1:33.81
13 HUTCHINSON JON	USA	1:34.91

## 80 M HURDLES

### M65

1 WILLIAMS LES	GBR	18.70
2 MORCOM BOO	USA	18.93
3 PENTTILA PEKKA	FIN	19.54
4 LUND HAVARD	NOR	19.79
5 O'CONNOR FRED	AUS	20.21
6 DARROT PIERRE	FRA	20.93
7 RICCIARDI ARMANDO	USA	21.29
8 TAIMINEN LASSE	FIN	21.55
9 MEINEN HANS	SUI	22.74
10 NORDAHL-HANSEN ROLV	NOR	22.82
11 WRAY LEONARD G	USA	30.80
SWINTON JOHN	GBR	DNF
HUTCHINSON JON	USA	DNF

## DISCUS THROW

### M65

1 LUND HAVARD	NOR	35.94
2 TAIMINEN LASSE	FIN	35.86
3 RICCIARDI ARMANDO	USA	34.00
4 MORCOM BOO	USA	33.00
5 DARROT PIERRE	FRA	31.34
6 O'CONNOR FRED	AUS	31.24
7 WRAY LEONARD G	USA	29.52
8 PENTTILA PEKKA	FIN	29.46
9 WILLIAMS LES	GBR	29.24
10 MEINEN HANS	SUI	26.16
11 SWINTON JOHN	GBR	24.22
12 NORDAHL-HANSEN ROLV	NOR	23.46
13 HUTCHINSON JON	USA	23.20

## DECATHLON CONTINUED

### POLE VAULT

#### M65

1 MORCOM BOO	USA	3.10
2 PENTTILA PEKKA	FIN	2.70
3 NORDAHL-HANSEN ROLV	NOR	2.40
4 WILLIAMS LES	GBR	2.20
4 RICCIARDI ARMANDO	USA	2.20
6 MEINEN HANS	SUI	2.10
6 TAIMINEN LASSE	FIN	2.10
6 DARROT PIERRE	FRA	2.10
9 O'CONNOR FRED	AUS	2.00
9 LUND HAVARD	NOR	2.00
11 HUTCHINSON JON	USA	1.90
12 WRAY LEONARD G	USA	1.80
SWINTON JOHN	GBR	DNF

### JAVELIN THROW

#### M65

1 LUND HAVARD	NOR	39.58
2 PENTTILA PEKKA	FIN	36.26
3 O'CONNOR FRED	AUS	33.60
4 RICCIARDI ARMANDO	USA	30.16
5 DARROT PIERRE	FRA	26.64
6 MORCOM BOO	USA	25.74
7 HUTCHINSON JON	USA	25.60
8 NORDAHL-HANSEN ROLV	NOR	23.36
9 MEINEN HANS	SUI	21.78
10 TAIMINEN LASSE	FIN	21.46
11 WILLIAMS LES	GBR	20.82
12 SWINTON JOHN	GBR	20.52
13 WRAY LEONARD G	USA	20.14

### 1500 M RUN

#### M65

1 PENTTILA PEKKA	FIN	5:45.83
2 DARROT PIERRE	FRA	6:25.58
3 O'CONNOR FRED	AUS	6:27.66
4 MORCOM BOO	USA	6:35.22
5 MEINEN HANS	SUI	6:40.33
6 WILLIAMS LES	GBR	6:49.47
7 LUND HAVARD	NOR	7:10.36
8 TAIMINEN LASSE	FIN	7:16.25
9 NORDAHL-HANSEN ROLV	NOR	7:19.04

10 SWINTON JOHN	GBR	7:20.00
11 WRAY LEONARD G	USA	7:31.00
12 HUTCHINSON JON	USA	7:49.92
13 RICCIARDI ARMANDO	USA	8:50.64

## FINAL RESULTS

### M65

1 PENTTILA PEKKA	FIN	7628
2 MORCOM BOO	USA	7065
3 O'CONNOR FRED	AUS	7024
4 LUND HAVARD	NOR	6501
5 TAIMINEN LASSE	FIN	6398
6 DARROT PIERRE	FRA	6296
7 WILLIAMS LES	GBR	6186
8 MEINEN HANS	SUI	5139
9 RICCIARDI ARMANDO	USA	4984
10 NORDAHL-HANSEN ROLV	NOR	4816
11 WRAY LEONARD G	USA	4446
12 SWINTON JOHN	GBR	4078
13 HUTCHINSON JON	USA	3093

### 100 M DASH

#### M70

1 HANKISZ KAROLY	HUN	14.91
2 MUREN ERIK	SWE	15.11
3 KOCH ADOLF	FRG	15.13
4 HULL DONALD	USA	15.15
5 TASKINEN REINO	FIN	15.66
6 LITTLEJOHN BOB	USA	16.24
7 MORNINGSTAR HAMILTON	USA	16.31
8 HUME IAN	CAN	16.52

### LONG JUMP

#### M70

1 KOCH ADOLF	FRG	4.24
2 TASKINEN REINO	FIN	4.10
3 HANKISZ KAROLY	HUN	4.05
4 MUREN ERIK	SWE	3.98
5 HUME IAN	CAN	3.97
6 HULL DONALD	USA	3.73
7 LITTLEJOHN BOB	USA	3.72
8 MORNINGSTAR HAMILTON	USA	3.60

### SHOT PUT

#### M70

1 KOCH ADOLF	FRG	11.26
2 MORNINGSTAR HAMILTON	USA	11.13
3 HANKISZ KAROLY	HUN	10.89
4 TASKINEN REINO	FIN	10.21
5 HUME IAN	CAN	9.57
6 HULL DONALD	USA	9.03
7 LITTLEJOHN BOB	USA	8.84
8 MUREN ERIK	SWE	7.01

## HIGH JUMP

### M70

1 HUME IAN	CAN	1.37
2 MORNINGSTAR HAMILTON	USA	1.33
3 KOCH ADOLF	FRG	1.25
3 LITTLEJOHN BOB	USA	1.25
3 HANKISZ KAROLY	HUN	1.25
6 TASKINEN REINO	FIN	1.17
6 HULL DONALD	USA	1.17
8 MUREN ERIK	SWE	1.15

### 400 M DASH

#### M70

1 HANKISZ KAROLY	HUN	1:11.92
2 MUREN ERIK	SWE	1:12.05
3 HULL DONALD	USA	1:12.86
4 KOCH ADOLF	FRG	1:19.25
5 TASKINEN REINO	FIN	1:21.85
6 MORNINGSTAR HAMILTON	USA	1:23.75
7 HUME IAN	CAN	1:28.80
LITTLEJOHN BOB	USA	DNF

### 80 M HURDLES

#### M70

1 HANKISZ KAROLY	HUN	17.70
2 MUREN ERIK	SWE	17.85
3 HUME IAN	CAN	18.16
4 TASKINEN REINO	FIN	17.45
5 MORNINGSTAR HAMILTON	USA	19.46
6 KOCH ADOLF	FRG	19.49
7 HULL DONALD	USA	20.78

### DISCUS THROW

#### M70

1 KOCH ADOLF	FRG	36.56
2 MORNINGSTAR HAMILTON	USA	33.42
3 HANKISZ KAROLY	HUN	30.42
4 HUME IAN	CAN	28.70
5 HULL DONALD	USA	25.64
6 MUREN ERIK	SWE	23.50
TASKINEN REINO	FIN	DNF

### POLE VAULT

#### M70

1 HUME IAN	CAN	2.40
2 MORNINGSTAR HAMILTON	USA	2.20
3 MUREN ERIK	SWE	2.00
4 HANKISZ KAROLY	HUN	1.90
5 HULL DONALD	USA	1.60
KOCH ADOLF	FRG	DNF

## JAVELIN THROW

### M70

1 KOCH ADOLF	FRG	35.51
2 HUME IAN	CAN	30.80
3 MORNINGSTAR HAMILTON	USA	29.73
4 HANKISZ KAROLY	HUN	29.28
5 MUREN ERIK	SWE	25.04
6 HULL DONALD	USA	24.82

### 1500 M RUN

#### M70

1 MUREN ERIK	SWE	6:10.47
2 HANKISZ KAROLY	HUN	6:20.45
3 KOCH ADOLF	FRG	7:07.36
4 MORNINGSTAR HAMILTON	USA	7:40.97
5 HULL DONALD	USA	8:16.94
HUME IAN	CAN	DNF

## FINAL RESULTS

### M70

1 HANKISZ KAROLY	HUN	6927
2 KOCH ADOLF	FRG	6340
3 MUREN ERIK	SWE	6171
4 MORNINGSTAR HAMILTON	USA	6078
5 HUME IAN	CAN	5698
6 HULL DONALD	USA	5375

### 100 M DASH

#### M75

1 GONZALEZ GILBERTO	USA	15.24
2 HILLS CLAUDE	USA	16.04
3 LIGHTFOOT MILO W.	USA	16.11
4 NILSEN RUDOLF	NOR	16.81
5 PAIK YONG KI	KOR	17.27

### LONG JUMP

#### M75

1 GONZALEZ GILBERTO	USA	3.85
2 HILLS CLAUDE	USA	3.80
3 LIGHTFOOT MILO W.	USA	3.33
4 NILSEN RUDOLF	NOR	3.27
5 PAIK YONG KI	KOR	3.20

### SHOT PUT

#### M75

1 GONZALEZ GILBERTO	USA	8.95
2 LIGHTFOOT MILO W.	USA	8.91
3 PAIK YONG KI	KOR	8.48
4 HILLS CLAUDE	USA	7.38
NILSEN RUDOLF	NOR	DNF

## HIGH JUMP

### M75

1 GONZALEZ GILBERTO	USA	1.21
2 HILLS CLAUDE	USA	1.18
3 LIGHTFOOT MILO W.	USA	1.12
4 PAIK YONG KI	KOR	1.00

### 400 M DASH

#### M75

1 GONZALEZ GILBERTO	USA	1:17.98
2 LIGHTFOOT MILO W.	USA	1:18.99
3 HILLS CLAUDE	USA	1:27.37
4 PAIK YONG KI	KOR	1:32.35

### 80 M HURDLES

#### M75

1 HILLS CLAUDE	USA	16.85
2 GONZALEZ GILBERTO	USA	17.55
3 LIGHTFOOT MILO W.	USA	20.51
4 PAIK YONG KI	KOR	24.89

### DISCUS THROW

#### M75

1 HILLS CLAUDE	USA	26.96
2 GONZALEZ GILBERTO	USA	26.50
3 PAIK YONG KI	KOR	23.28
4 LIGHTFOOT MILO W.	USA	22.18




PHOTO BY JOHN GIUSTINA




PHOTO BY JOHN GIUSTINA

## POLE VAULT

### M75

1 LIGHTFOOT MILO W.	USA	2.00
1 HILLS CLAUDE	USA	2.00
3 GONZALEZ GILBERTO	USA	1.90
4 PAIK YONG KI	KOR	1.60

## JAVELIN THROW

### M75

1 HILLS CLAUDE	USA	24.36
2 LIGHTFOOT MILO W.	USA	24.24
3 GONZALEZ GILBERTO	USA	22.68
4 PAIK YONG KI	KOR	22.34

### 1500 M RUN

#### M75

1 LIGHTFOOT MILO W.	USA	7:02.21
2 HILLS CLAUDE	USA	7:42.02
3 PAIK YONG KI	KOR	9:00.06
4 GONZALEZ GILBERTO	USA	9:25.54

## FINAL RESULTS

### M75

1 GONZALEZ GILBERTO	USA	6513
2 HILLS CLAUDE	USA	6424
3 LIGHTFOOT MILO W.	USA	6157
4 PAIK YONG KI	KOR	4497

CROSS-COUNTRY TEAM

FINAL

M40

Table of M40 cross-country results with names, countries, and times.

FINAL

M45

Table of M45 cross-country results with names, countries, and times.

FINAL

M45

Table of M45 cross-country results with names, countries, and times.

FINAL

M50

Table of M50 cross-country results with names, countries, and times.

FINAL

M45

Table of M45 cross-country results with names, countries, and times.

FINAL

M55

Table of M55 cross-country results with names, countries, and times.

FINAL

M60

Table of M60 cross-country results with names, countries, and times.

FINAL

M70 +

Table of M70+ cross-country results with names, countries, and times.

FINAL

M70 +

Table of M70+ cross-country results with names, countries, and times.

FINAL

W35

Table of W35 cross-country results with names, countries, and times.

FINAL

W40 - 49

Table of W40-49 cross-country results with names, countries, and times.

FINAL

W50 - 59

Table of W50-59 cross-country results with names, countries, and times.

FINAL

W60 +

Table of W60+ cross-country results with names, countries, and times.

ROAD WALK TEAM

FINAL

M40

Table of M40 road walk results with names, countries, and times.

FINAL

M50

Table of M50 road walk results with names, countries, and times.

FINAL

M55

Table of M55 road walk results with names, countries, and times.

FINAL

M60 - 69

Table of M60-69 road walk results with names, countries, and times.

FINAL

M70 +

Table of M70+ road walk results with names, countries, and times.

FINAL



W35

Table of W35 road walk results with names, countries, and times.

FINAL

W40 - 49

Table of W40-49 road walk results with names, countries, and times.



## ROAD WALK CONTINUED

### FINAL

#### W50 - 59

1 LA VECK BEV	USA	57:21
LATHAM JILL	USA	58:28
SMITH SHIELA	USA	58:40
EBERLE RUTH	USA	59:31
REYBINE BRIERLY	USA	1:01:27
		4:55:27

### FINAL

#### W60 +

1 ROWLAND JOAN	USA	1:04:55
GREENE COLUMBIA/COLLIE	USA	1:05:09
HOTTENSMITH LAVONNE C.	USA	1:07:51
COWLES SAGE	USA	1:08:06
VAN SANDT RUTH	USA	1:08:59
		5:35:00
2 COLTHUP MARJORIE	AUS	1:04:27
NEWMAN BETTY	AUS	1:03:25
DE GROOT CORRIE	AUS	1:07:48
JACK DOROTHY	AUS	1:11:08
TYSON VALERIE	AUS	1:12:16
		5:39:04

## MARATHON TEAM

### FINAL

#### M40

1 HAND GARRICK	AUS	2:30:00
LAWFORD JOHN	AUS	2:46:08
CARSON MAX	AUS	2:46:18
JONES WAYNE	AUS	2:54:21
HENDERSON ROBERT	AUS	2:54:35
		13:51:22
2 POMAIZL VLAD	CAN	2:36:33
PELLOW BRUCE D.	CAN	2:44:51
LEONARD RAY	CAN	2:50:18
JONES MICHAEL	CAN	2:50:21
SHERIDAN MICHAEL W.	CAN	2:54:02
		13:56:05
3 MC GREGOR ROB	NZL	2:39:09
CARTER BOB	NZL	2:41:28
SCHOLES KEITH	NZL	2:43:09
MC MILLIAN DAVID	NZL	2:51:34
SHADBOLT DOUGLAS	NZL	3:10:26
		14:05:46
4 SMITH HAYDEN	USA	2:45:10
TREDWAY STEVE	USA	2:46:08
HOMEYER THOMAS	USA	2:52:04
JACKSON RON	USA	2:55:00
FORCE RICHARD	USA	2:55:15
		14:13:37

### FINAL

#### M45

1 NELSON ROBERT	USA	2:37:28
JONES J. MARTIN	USA	2:42:33
RODRIGUEZ HECTOR	USA	2:43:59
YATES ROBERT	USA	2:50:06
SUTHERLAND JAMES	USA	2:58:46
		13:52:52
2 SMITH FRANK	AUS	2:34:17
WAITE JOHN	AUS	2:46:51
BROWN MALCOLM	AUS	2:55:17
THOMAS BRYAN	AUS	2:55:41
MCKELLAR JOHN	AUS	2:59:44
		14:11:50
3 BUSSMANN REINHARD	FRG	2:39:11
STEFFNY MANFRED	FRG	2:48:48
WIERUM GUENTHER	FRG	3:04:13
KODWEISS HORST	FRG	3:08:20
FRANK WALTER	FRG	3:27:50
		15:08:22

4 SHERIDAN DAVID J.	CAN	2:36:01
PHILLIPS HERB	CAN	2:41:48
BARRY ALAN	CAN	3:09:00
BONNER KENNETH	CAN	3:16:53
MAYO GEORGE	CAN	3:34:31
		15:18:13

5 WATTS STUART	NZL	2:42:51
WAGNER NEVILLE	NZL	3:05:08
BROOKING GARY	NZL	3:15:42
LAFFERTY BRIAN	NZL	3:37:54
EUSTACE ALAN	NZL	3:44:41
		16:26:16

6 MALDONADO RAMON	MEX	2:59:06
MUNIZ CASTANEDA M	MEX	3:06:18
AYLLON JOSE	MEX	3:08:14
GARCIA FERNANDO	MEX	3:32:46
CONTRERAS DE LA O B.	MEX	3:46:37
		16:33:01

### FINAL

#### M50

1 WILLIAMS MELVIN	USA	2:42:03
FODOR JOSEF	USA	2:46:01
HOLLANDER BERNARD	USA	2:56:39
REXIUS MARVIN	USA	2:58:05
SCHMIDT GARY F.	USA	3:04:53
		14:27:41
2 MC LEOD COL	AUS	2:45:18
WATKINS ROBERT	AUS	3:00:39
THOMAS VIC	AUS	3:01:15
SALTHOUSE GRAEME	AUS	3:01:17
HAYES ROBERT	AUS	3:14:07
		15:02:36

3 WEIR DENNIS	GBR	2:49:23
WALKER JOHN F.	GBR	3:00:24
ARMSTRONG GEORGE	GBR	3:02:01
BARR JERRY	GBR	3:02:05
VANDERPLANK ANTHONY	GBR	3:11:19
		15:05:12

4 WEATHERLEY JOHN	NZL	2:38:21
COWIE JOE	NZL	2:42:00
BRUNT MIKE	NZL	2:57:27
EMM HARRY	NZL	3:25:24
HALEY RON	NZL	3:36:22
		15:19:34

5 GRISSMER MANFRED	FRG	3:01:34
GARBS WILLI	FRG	3:08:35
RECHBERGER KLAUS	FRG	3:19:16
SCHRODER MANFRED	FRG	3:54:33
MAIER OSKAR	FRG	3:58:08
		17:22:06

### FINAL

#### M55

1 WEBSTER LARY	USA	2:43:22
GILLIS MALCOLM	USA	2:50:17
PIPER ERIC	USA	2:56:48
DOLPHIN ROBERT	USA	3:08:25
PROM GREG	USA	3:10:03
		14:48:55

2 WOOD JOHN-DEREK	GBR	2:46:59
KIDDY FRED	GBR	2:50:48
SONERSON STANLEY	GBR	3:11:58
BYERS ALAN EDWIN	GBR	3:13:17
WALSHAM ARTHUR	GBR	3:19:01
		15:22:03

3 CLARKE JOHN	AUS	2:56:40
PADGET DAVID	AUS	3:14:43
MC LINDEN FRANK	AUS	3:24:51
MURRAY BRUCE	AUS	3:39:20
YOUNG RONALD	AUS	3:45:36
		17:01:10

4 THORNTON DESMOND	NZL	3:14:37
ANDERSON IAN B.	NZL	3:20:12
PAHL MERTYN	NZL	3:36:22
KANE BERNARD	NZL	3:42:18
CRAW ATHOL	NZL	4:31:23
		18:24:52

## FINAL

#### M60 - 69

1 STABLER EDWARD	USA	2:50:23
DEVINE PATRICK	USA	2:58:07
KOLMETZ JOHN GEORGE	USA	3:00:50
CUSIC JOSEPH	USA	3:24:15
BILLINGSLEY GEORGE	USA	3:33:58
		15:47:33

2 HERNELIND KONRAD	SWE	3:05:43
CARLSON LAGE	SWE	3:07:54
ANDERSSON GOSTA	SWE	3:44:43
LUNDMARK CARL	SWE	4:03:37
HOLMBERG TOMMY	SWE	4:24:54
		18:26:51

3 MCKEOWN GORDON	AUS	3:31:22
LARKIN RICHARD W E	AUS	3:39:08
BOOTH TONY	AUS	3:39:19
RYAN CLIFFORD	AUS	4:06:04
KERR JOHN	AUS	4:19:02
		19:14:55

### FINAL

#### M70 +

1 DAMAN A. COKEY	USA	3:43:36
SCHAEFFER PHILIP	USA	3:47:17
VUOLO EDMUND	USA	3:47:43
WRIGHT HERBERT	USA	4:43:45
CULLEN THOMAS G.	USA	5:35:42
		21:38:03

### FINAL

#### W35

1 CUMMINGS AUDREY	USA	3:09:03
UCINSKI-FICHMAN ARLENE	USA	3:18:01
SQUYER LORNA	USA	3:25:24
HART CHRIS	USA	3:31:52
PHILLIPS LAURIE	USA	3:32:31
		16:56:51

### FINAL

#### W40 - 49

1 NICKERSON ELAINE	USA	3:04:31
CALVIN CYNCI	USA	3:09:10
KRUGER JEANNE	USA	3:13:48
STRATTON JESSIE	USA	3:23:10
BLANKENSHIP VICTORIA	USA	3:29:17
		19:31:26

2 COLEMAN ALISON	AUS	3:14:34
SIEPMANN DOROTHY	AUS	3:45:40
VINES GWENETH	AUS	3:53:24
BROWN HELEN	AUS	3:54:59
BURROUGHS MARGARET	AUS	3:59:10
		18:47:47

3 THODEY ELIZABETH JOAN	NZL	3:04:21
BARCLAY DIANNE	NZL	3:38:15
BROOKING BARBARA	NZL	3:50:52
JACKSON JANE	NZL	3:55:02
MARSHALL HELEN	NZL	4:19:33
		18:48:03

### FINAL

#### W50 - 59

1 KIDDY SANDRA	USA	3:12:40
REISS JOAN	USA	3:15:13
YU WEN-SHI	USA	3:16:14
ROBINSON BARBARA	USA	3:24:46
CURTIS CHRISTINE	USA	3:25:55
		16:34:48

2 ELLIS - SMITH MARGARET	AUS	3:10:03
BARRATT CATHERINE	AUS	3:44:59
YOUNG SHIRLEY	AUS	3:45:18
DALGLEISH BARBARA J.	AUS	3:52:24
CALLAGHAN ANNE	AUS	4:03:44
		18:36:28

## 4X100 RELAY

### FINAL

#### M40

1 UNITED STATES	43.41
D.Thiel/C.Ray	
R.Mitchell/S.Whitley	
2 GREAT BRITAIN	44.96
M.JAMES/D.Cowley	
J.Charlton/I.Foster	

3 FEDERAL REPUBLIC OF GERMANY	44.97
B.Riedel/R.Knuppel	
W.Schliestedt/M.Bellemann	
4 AUSTRALIA	45.87
K.Atkins/N.Peters	
T.Turnbull/P.Crombie	

5 CANADA	46.02
L.Gardiner/J.Garland	
R.Tucker/R.Zimmerman	
6 FRANCE	46.66
P.Brillard/J.Galasso	
C.Lacombe/M.Petit	

7 JAPAN	47.31
A.Miyai/K.Shiomitsu	
M.Kumano/K.Adachi	

### FINAL

#### M45

1 UNITED STATES	45.44
P.Dungan/T.Bell/S.Tamani/F.Little	
2 AUSTRALIA	45.92
H.Wishart/G.Clemens/F.Turner	
H.Steinmann	

3 FEDERAL REPUBLIC OF GERMANY	47.63
W.Barth/P.Nitschke/K.Gailus	
E.Megerle	

### FINAL

#### M50

1 UNITED STATES	45.36
K.Dennis/G.Latorre	
M.Adams/G.Miller	
2 FEDERAL REPUBLIC OF GERMANY	46.62
H.Gasper/G.Muller	
H.Bunte/P.Oetken	

3 AUSTRALIA	47.02
R.Austin/G.Noden	
H.Coogan/B.Wright	
4 GREAT BRITAIN	48.59
D.Burton/R.Taylor	
A.Mellet/R.Bruck	

5 JAPAN	50.57
M.Kuniyoshi/K.Tokeshi	
S.Kobayashi/T.Hatta	

### FINAL

#### M55

1 UNITED STATES	48.78
B.Keegan/M.Brown	
M.Newton/B.Springbett	
2 FINLAND	48.94
I.Sopanen/P.Rantanen	
V.Knaapila/A.Tammento	

3 AUSTRALIA	53.25
D.Mather/T.Roberts	
T.Hishon/Hochreiter	



PHOTO BY JOHN GIUSTINA

### FINAL

#### M60

1 UNITED STATES	50.08
G.Albury/V.Regier	
G.Harte/J.Law	
2 AUSTRALIA	50.45
M.Pirie/M.Johnson	
R.Hochreiter/F.O'Connor	

3 FEDERAL REPUBLIC OF GERMANY	51.40
H.Klafki/H.Schlegel	
A.Wurze/Kleinmann	
4 FINLAND	51.77
T.Laakso/L.Ingves	
H.Suoknuuti/M.Jarvinen	

5 JAPAN	53.61
H.Yamazaki/M.Kobayachi	
K.Ishii/M.Komasaki	
6 GREAT BRITAIN	55.08
A.Wood/W.Morrow	
W.Ellison/F.Moran	

### FINAL

#### M70

1 UNITED STATES	55.04
J.Bloomfield/M.Heard	
B.Weinacht/J.Payton	
2 JAPAN	59.37
M.Morita/F.Yamada	
Y.Tateishi/G.Watanabe	

3 FEDERAL REPUBLIC OF GERMANY	1:00.81
G.Seuberlich/A.Koch	
G.Voigt/F.Muhle	
4 FINLAND	1:03.05
L.Sahlstrom/A.Lehtma	
I.Koppinen/R.Taskinen	

### FINAL

#### W35

1 FRANCE	48.63
D.Dasmier/E.Sulter	
C.Andreas/J.Apavou	
2 USA	50.28
D.Drumgote/C.Seeley	
I.Thompson/P.Farster-Gilkey	

3 AUSTRALIA	50.55
C.McCardle/K.Adams	
H.Steadman/E.Hindle	
4 GREAT BRITAIN	51.70
V.Thompson/B.Blurton	
P.McNab/J.Wills	

5 FEDERAL REPUBLIC OF GERMANY	53.34
E.Sauer/E.Fahrenholz	
G.Siebert/G.Otto	
6 INDIA	57.36
S.Kale/R.Shobe	
Radhe/J.M.Prochy	

### FINAL

#### W40

1 UNITED STATES	50.23
B.Keating/J.McClurg	
H.Gilmore/P.Raschker	
2 FEDERAL REPUBLIC OF GERMANY	50.85
M.Buchman/S.Mattelson	
A.Eriksen/K.Roschnitzke	

3 SWITZERLAND	52.41
S.Meili/M.Dahler	
M.Benz/B.Waldis	
4 AUSTRALIA	54.05
C.Battersby/M.Allison	
N.Parrish/K.Holland	

5 CANADA
----------

**4X400 RELAY****FINAL****M40**

1 UNITED STATES	3:21.54
D. THIEL/K. BRINKER R. TUCKER/J. KING	
2 GREAT BRITAIN	3:24.90
J. CHARLTON/L. DUFFY D. COWLEY/P. BROWN	
3 AUSTRALIA	3:31.27
P. CROMBIE/K. ATKINS A. TURNBULL/G. FORD	
4 CANADA	3:32.25
J. GARLAND/L. GARDINER B. ZIMMERMANN/R. TUCKER	
5 FRANCE	3:40.52
T. ALAIN/B. PASCAL P. MOURICE/L. CHRISTIAN	
6 FINLAND	3:49.38
K. MARILA/V. KORPIMAKI J. KUTVONEN/S. PUTKINEN	
7 JAPAN	3:49.79
K. ADACHI/K. SHIOMITSU K. MITSUO/T. SHINOHARA	

**FINAL****M45**

1 USA	3:32.55
J. ALDRIDGE/M. BROOKS R. TURNER/D. DUFFY	
2 CANADA	3:37.14
L. EVES/G. SMITH B. ADAMS/H. MORIOKA	
3 AUSTRALIA	3:37.46
J. HUGGINS/B. WISHART H. STEINMAN/F. TURNER	
4 FEDERAL REPUBLIC OF GERMANY	3:49.41
K. GAILUS/E. MEGERLE H. GASPER/H. KOHRMANN	




PHOTO BY JOHN GIUSTINA

**FINAL****M50**

1 UNITED STATES	3:35.88
J. STEFFES/J. MATHAIS M. ADAMSON/L. COLBERT	
2 FEDERAL REPUBLIC OF GERMANY	3:39.40
P. OETKEM/W. HOLDER B. NEUMANN/G. MULLER	
3 AUSTRALIA	3:46.31
M. HALL/J. HOWES B. COZENS/R. AUSTIN	
4 CANADA	3:54.26
E. FEE/W. COSGROVE S. ODWIN/W. MCILWAINE	
5 GREAT BRITAIN	3:59.63
J. BARRON/D. HERMAN L. COOKE/D. BURTON	

**FINAL****M55**

1 FINLAND	3:51.07
A. VILPAS/A. TAMMENTO P. RANTANEN/E. KNAPP	
2 UNITED STATES	3:51.67
M. BROWN/J. HOFFMAN H. CISNEROS/H. HITT	

**FINAL****M60**

1 UNITED STATES	3:58.43
B. STEVENS/C. SOCHER J. LAW/J. GREENWOOD	
2 AUSTRALIA	4:09.74
T. HISHON/R. HOCHREITER M. JOHNSTON/N. WINDRED	
3 FINLAND	4:11.13
P. PENTTILA/M. KAMILA H. SUOKNUULTI/T. VIKMAN	
4 FEDERAL REPUBLIC OF GERMANY	4:22.81
H. KLAFKI/H. AMON H. KRENZER/E. KLEINMANN	
5 PUERTO RICO	4:33.70
D. ROHENA/L. CANO F. MOYA/L. TORRES	
6 GREAT BRITAIN	4:37.88
K. CROOKE/B. NIELSEN P. MUNN/F. MORAN	

**FINAL****M70**

1 UNITED STATES	4:35.07
J. BLUMFIELD/P. JORDAN J. SPONSELLER/B. WEINACHT	
2 SWEDEN	4:59.61
H. STRANNHAGE/T. STAHL H. JOSEFSSON/E. MURIN	
3 FEDERAL REPUBLIC OF GERMANY	5:09.26
F. MAHLO/E. PFANZELT F. MUHLE/A. KOCH	
4 JAPAN	5:34.41
F. YAMADA/G. WATANABE K. JIN/M. KITAMURA	

**FINAL****W35**

1 GREAT BRITAIN	4:00.21
J. McDONALD/M. HOCKNELL B. BLURTON/J. WALPOLE	
2 UNITED STATES	4:00.87
J. MURRAY/M. BERG P. FARSTER-GILKEY/C. SEELEY	
3 AUSTRALIA	4:05.41
C. MCARDLE/H. STEADMAN K. ADAMS/E. HINDLE	
4 FRANCE	4:10.09
J. CAVET/A. BELLANGER G. DOUVILLE/M. ROOMS	
5 INDIA	5:07.81
M. PROCHY/RADHA PADMAJA/EUYAMA	

**FINAL****W40**

1 FEDERAL REPUBLIC OF GERMANY	4:07.34
K. KOSCHNETZKI/S. MATTELSON B. LEHMANN/F. KUEMMELE-VALK	
2 CANADA	4:09.22
A. DOUGLAS/J. WARICK C. ROBERTS/L. MCBLAIN	
3 UNITED STATES	4:10.85
M. BEHRENS/D. STILES M. O'CONNOR/P. RASCHKER	
4 NORWAY	4:11.94
S. WOLD/E. WAALE B. MOENI/I. KULSTAD	
5 AUSTRALIA	4:12.18
M. WONG/M. ALISON K. HOLLAND/J. DALEY	
6 SWITZERLAND	4:28.15
S. MEILI/M. DAHLER M. BENO/B. WALDIS	
7 NEW ZEALAND	4:29.02
C. WARING/F. RILEY M. ORMAN/P. HUNT	

**FINAL****W50**

1 UNITED STATES	4:36.85
M. FITZGERALD/B. MEADOWS J. HOAGLAND/I. OBERA	
2 FEDERAL REPUBLIC OF GERMANY	4:39.34
H. PRATSCH/H. WARNER U. ASTFALK/G. RAICHERT	
3 AUSTRALIA	4:48.25
T. WHARTON/L. WOODMAN J. GREEN/A. COOPER	
4 CANADA	4:57.21
J. HORNE/F. STEINFELD M. TURNER/K. MAXWELL	
NEW ZEALAND	DNF
A. O'DONAVON/M. PETLEY P. SCHOLLES/J. CHANDLER	

**FINAL****W60**

1 FEDERAL REPUBLIC OF GERMANY	5:21.91
E. WERNER/A. MANGOER E. HAULE/P. SCHNEIDERHAN	
2 UNITED STATES	5:28.59
P. PEDERSON/E. TUINZING L. ADAMS/M. PATTERSON	

# RESULTS OF THE VIII WORLD VETERANS' CHAMPIONSHIPS July 27-August 6, 1989



Eugene-Springfield, Oregon USA