

# OFFICIAL RESULTS

## XI WORLD VETERANS CHAMPIONSHIPS



JULY 13-23, 1995

## Contents

The Executive Director's Reflections.....	ii	World Records Set at XI WAVA Championships .....	xv
Local Organizing Committee Chairmen.....	iii	Quick Reference Conversion.....	xviii
WAVA Council and Staff.....	iv	Results Index - Men .....	xix
Sponsors.....	v	Results Listings - Men .....	1
Daily Review of the Games.....	vi	Results Index - Women.....	47
Competitors who have participated in all eleven games.....	xiv	Results Listings - Women.....	49
List of Participating Countries & Abbreviations.....	xvii	Finishing Times of All (Men and Women) Marathon Competitors.....	71

*Any  
book  
sold  
out  
see  
back  
line*

## Credits

Result Book Editor - Lynne M. Gang

Result Coordinators -  
John Montalbo - WAVA Buffalo  
Charles Hodgson - Hy Tek

Timing Photos - Finish Lynx

Layout, Typesetting, Printing - Moore Graphics

Design and Photography -  
Buz Miranda - Westgate Creative Services

Photo Processing - Prints Charming

Newspaper Coverage - Buffalo News





**THE WORLD'S PREMIER MASTERS' TRACK & FIELD COMPETITION**

September 6, 1995

Dear Athletes and Guests:

It was a pleasure to host you for the XI World Veterans Athletic Championships. As the world's premier track and field competition for masters athletes, it was the goal of the Organizing Committee not only to provide an outstanding competition, but to provide opportunities for socializing and fun, creating unforgettable memories.

The NYNEX Opening Ceremonies created a spectacular beginning, as more than 200 local singers and dancers and hundreds of athletes rushed on the field to join the incomparable Chubby Checker in the twist. Friends reacquainted themselves at the beer garden, one of the daily social hot spots and the "Banquet" at "The Pier" was a party that will long be remembered.

As for competition, more than 40 world records were broken at UB Stadium, the premier track and field stadium in the U.S. and a total of 55 world records were set at these Championships. Some highlights include Phillipa Raschker collecting 9 gold medals, the high jump competition between James Barrineau and Dwight Stones and the international marathon. Finally, the Organizing Committee was pleased to be the first WAVA host to secure a national broadcast to 41 million American homes on Prime Network, spreading the word about masters athletes and the excitement of WAVA.

The community of Western New York took great pride in hosting each of you. Buffalo is known as the "City of Good Neighbors". I hope you found our people to be friendly, hospitable and helpful and our facilities to be first class. We hope you will come back to Buffalo in the future and we hope to see you for a future sports competition in Western New York, one of the U.S. amateur sports capitals.

Sincerely,

WORLD VETERANS' ATHLETIC CHAMPIONSHIPS

Vito J. Borrello  
Executive Director

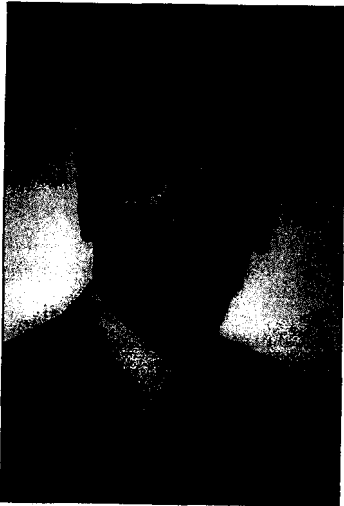
VJB:css



## Thanks for being part of the XI World Veterans' Athletic Championships!


All of us in Western New York were proud to bring the XI World Veterans' Athletic Championships to Buffalo, just as we are proud of our city, its friendly residents and the hundreds of tireless, willing volunteers who made these Championships a reality.

We hope you enjoyed the events, and that you had some time to explore our city and the surrounding area. In the years to come, we hope to see you again to share the good times we had at the 11th World Veterans Championships.



*Robert M. Greene*

Robert M. Greene  
Co Chairman



*Neal V. Fatin III*

Neal V. Fatin III  
Co Chairman



# WORLD ASSOCIATION OF VETERAN ATHLETES



WAVA OFFICIALS

## OFFICIALS

President: Cesare Beccalli, Italy  
Executive Vice President: Bob Fine, United States  
Vice President (Stadia): vacant  
Vice President (Non Stadia): Jacques Serruys, Belgium  
IAAF Delegate: Cesar Moreno Bravo, Mexico  
Secretary: Torsten Carlus, Sweden  
Treasurer: Al Sheahen, United States  
Past President: Don Farquharson, Canada  
Women's Delegate: Hannelore Gushmann, Belgium  
Delegates:  
Africa: Pascal Mouassiposso Mackonguy  
Asia: Hari Chandra  
Europe: Wilhelm Koster  
North & Central America: Rex Harvey  
Oceania: Jim Blair  
South America: Jorge Alzamora  
Honorary Life Members:  
Clem L. Green, New Zealand  
Roland Jerneryd, Sweden  
Alastair Lynn, Canada

## XI WORLD VETERANS' ATHLETIC CHAMPIONSHIPS

### Buffalo Organizing Committee

Co-Chairman: Neal Fatin III (TR Services)  
Co-Chairman: Robert Greene  
(Phillips, Lytle, Hitchcock, Blaine & Huber)  
Executive Director: Vito J. Borrello  
Advertising Chairman: John Webb (Crowley Webb)  
Competition: Richard Barry  
(State University of New York at Buffalo)  
Financial Development: Burt P. Flickinger, Jr.  
Hospitality Chairman: Dennis Murphy (InnVest Lodging)  
Medical Chairman: Virginia Scahill (Cullen Scahill)  
Operations/Volunteers: James Niemira  
Public Relations Chairman: Robert Carr  
(Carr Marketing Communications, Inc.)  
Tourism Chairman: Chris Glynn (Maid of the Mist)  
Transportation Chairman: Daryl Rasuli (NFTA)  
Sponsorship Fundraising: Richard Gioia  
(Gioia Management Inc.)  
Stephen Banko III (Aide to the Mayor, City of Buffalo)  
John Beishline  
Mary DeMarchi (SponsorSource, Inc.)  
John Garas (Hurwitz & Fine, P.C.)  
Sandra Lubecki (Phillips, Lytle, Hitchcock, Blaine & Huber)

Karen Miranda

(Greater Buffalo Convention and Visitors Bureau)  
Nelson Townsend (State University of New York at Buffalo)  
Ken Vetter (WNY Amateur Sports Commission)  
Clifford Wilson (State University of New York at Buffalo)

## Competition Staff

Director of Competition: Richard Barry  
Assistant Director: Barbara Sullivan  
Venue Coordinator - Stadium I - Facility: David Adelizi  
Venue Coordinator - Stadium I - Competition: Kevin Carriero  
Stadium I - Equipment: Dave Borsuk  
Venue Coordinator - Stadium II - Competition: Richard Bartha  
Venue Coordinator - Stadium II - Competition: Dave Hartzell  
Stadium II - Equipment: Patty Murphy  
Venue Coordinator - Marathon: John Beishline  
Venue Coordinator - Racewalk: Richard Bessel  
Coordinator of Officials: Michael Bordonaro  
Multi-Event and Wt. Pentathlon: James Garnham  
Venue Coordinator-Cross Country-Facility: John Hunt  
Coordinator - Scheduling and Results: John Montalbo  
Venue Coordinator-Cross Country-Competition: Carl Roesch  
Scoreboard: Donald Sauer  
Multi-Events & Wt. Pentathlon: Patrick Wyatt  
Announcing: Jack McMahon  
Volunteers: Bridget Niland  
Volunteers: E. J. Kiefer, II

## Staff

Executive Director: Vito J. Borrello  
Director of Operations and Volunteers: James Niemira  
Executive Assistant: Carol Sweeney  
Director of Marketing: Mary DeMarchi  
Director of Housing: Marydel Gaiser-Bochnowich  
Housing and Competition Assistant: Elizabeth Quinn  
Grant Writing/Sponsorship Fulfillment: Diana Bley  
Stadium I, Coordinator: William Breene  
Stadium II, Non-Stadia Coordinator: Samuel Gang  
Transportation Coordinator: John Hurst  
Tickets/Ceremonies Coordinator: Tracy LeBlanc  
Dormitory Coordinator: James Sarach  
Venue Coordinator Alumni Arena: Kate Scaglione  
Logistics Coordinator: John Siko  
Competition: E. J. Kiefer, II  
Receptionist and Switchboard Operator: Phyllis Phillips  
Housing Clerical: Donna Raczynski

# SPONSORS OF THE XI WORLD VETERANS' ATHLETIC CHAMPIONSHIPS

## MAJOR SPONSORS

Burger King  
Larry Smith Office  
Marine Midland Bank  
Millard Fillmore Health System  
Moore  
NYNEX  
Oldsmobilers  
Pepsi Cola Buffalo Bottling Corp.  
Russer Foods  
Underground Activewear™  
Walden Galleria

## SILVER MEDAL SPONSORS


Buffalo Hilton Hotel  
Hyatt Regency Buffalo

## BRONZE MEDAL SPONSORS

AmeriVox  
Columbus McKinnon Corporation  
Continental Airlines  
National Fuel  
Phillips, Lytle, Hitchcock, Blaine  
and Huber  
The Radisson Hotel & Suites  
TR Services

## MEDIA SPONSORS

Buffalo News  
Empire Sports Network  
News-Talk 930 WBEN  
Penn Advertising  
WGRZ-TV Channel 2  
WTVB-TV News 4 Buffalo  
WKBW-TV



## BUSINESS DONORS

Benderson (Factory Outlet Mall)  
Budget  
Carr Marketing  
Crowley Webb & Associates  
Custom Pin & Design  
Durham Staffing  
Hart Hotels  
InnVest Lodging  
Micro Systems  
Pratt & Lambert  
Prime Office  
Printing Prep Inc.  
Stovroff & Taylor  
The Travel Team/American Express  
WHIT  
WSJZ  
Westwood Squibb

## INDIVIDUAL DONORS

Mr. & Mrs. Richard Ahearn  
Mr. & Mrs. Kenneth M. Alford  
Mr. Robert S. Bargar  
Mr. Thomas R. Beecher, Jr.  
Melvin M. Brothman, MD  
Mr. & Mrs. William R. Dann  
Mr. Sal DeRosa  
Mr. & Mrs. Gregory C. Ewert  
John Fisher, MD  
Mr. Burt P. Flickinger, Jr.  
Mr. Richard Gioia  
Mr. & Mrs. L.N. Hopkins III

Mr. Clinton F. Ivins, Jr.  
Mr. & Mrs. Charles F. Kreiner  
Mr. Randolph A. Marks  
Ms. Karen Miranda  
Mr. & Mrs. R. Thomas McClive  
Mr. & Mrs. Robert L. Montgomery, Jr.  
Mr. Dennis Murphy  
Mr. Robert Salisbury  
Mr. Kevin Sullivan  
Dr. Mary L. Voorhees  
C. Penn Wettlaufer

The XI World Veterans' Athletic Championships and the World Association of Veteran Athletes gratefully acknowledge all of the sponsors who have helped to make this event a success.

**XI WORLD VETERANS' CHAMPIONSHIP GAMES  
BUFFALO, NEW YORK, USA  
JULY 13-23 1995**

For two years, Buffalo had been preparing. Local businesses, the University, the Convention Bureau, staff, 4000 volunteers were ready. Moises Zemorano, 83 years old, from Chile, was the first competitor to arrive, a week early. Spanish speaking staff members had a chance to practice their language skills as they escorted him around and watched his preparations for competing in the 100m, 200m and long jump.

**Day 1 - Thursday, July 13**

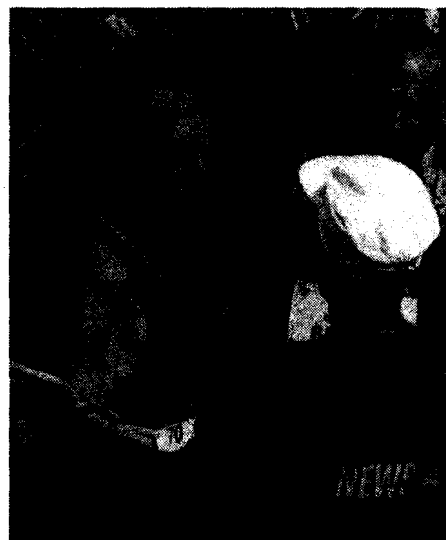
The first day of the games was steaming hot. The temperature climbed to 94 degrees before midday. Three of the most grueling events challenged the participants.

In Stadium I on the University campus, the mens' Decathlon events were scheduled from 7 am to dusk. USA's Phil Mulkey, age 62, led the men with 4342 points at day's end. Phil is a world record holder, the 1994 master's athlete of the year and had competed in the 1960 Olympics.

In Stadium II the women were competing in Hephthalon events. Phillipa Raschker (48) of the USA, female master's athlete of the year for the past eight years, led the women with 3,658 points at the end of the day. Conceicao Geremais of Brazil led the 35-39 division and was second overall with 3,222 points.

Fifteen miles away at Akron Falls Park, a beautiful local area for hiking and camping, the Cross Country began. The first men's race was the 70 and Rune Bergman from Sweden earned the first gold of the games for men with a time of 43:20. His country's team also won the gold for this event. Despite the heat, Switzerland's Ursula Odermatt (55-59) had the best women's time of the day and the first gold with 31 minutes 37 seconds.

The morning took its toll as several runners were felled by the heat. By early afternoon 24 had been treated by the medics on the scene with the 10 most serious taken to area hospitals for further treatment for heat exhaustion (all but one were released later that day). After consultation with the WAVA medical director, executive director and officials, it was decided to postpone the remaining races until Monday at 7 a.m., hoping that an early start would be cooler for the runners.



Rune Bergman

**Day 2 - Friday, July 14**

The second day was still hot, but more comfortable due to the windy conditions. The Decathlon events concluded with a new world age group record holder. Dale Lance, USA, (55-59), finished with 8179 points and Phil Mulkey, USA, (60-64) was second overall with 8025 and still maintained the record for his age group.

The 246 athletes who participated were the largest group in the Games history. In the Hepthalon, Phillipa Raschker (48) succeeded in taking first overall with Friderun Kuemmerle-Valk, Germany, (50-54), second with 5592 and Renate Schaden (55) of Austria was third overall with 5415. The sixty women participating in this event were also the most ever.

Opening ceremonies were held that evening in front of a crowd of 10,000 spectators. The march of the participating athletes with their countries colors and costumes was exciting. Eighty-one countries and 5,335 athletes were registered, making it the second largest Championships after the 1993 games in Miyazaki, Japan. Ruth Anderson, 65, USA, who has participated in all eleven Veterans' Games had the honor of bearing the torch for the ceremonial flame. As she bent over to light the flame, a gust of wind blew the torch from her hands and set her sneakers on fire. Games personnel ran to her with fire extinguishers and put out the flame. Although she suffered some first degree burns on her feet and hands, after treatment, she returned to the stadium still excited about being a participant. The ceremonies, whose theme was "Still Rocking After All These Years", also included a cast of 700 local dancers and acrobats, flying Elvises parachuting into the stadium, Chubby Checker (the Twist King), and a spectacular fireworks display.



### Day 3 - Saturday, July 15

Men and women competed in pole vault, discus, javelin and intermediate hurdles, as well as the 100m, 800m prelims, womens' 5k and men's 10k for the 65+ groups in the stadia. The heat was oppressive and scoreboards reminded the competitors to keep up their fluids. Gusty wind conditions also hampered the participants..

Robert Brown, a retired physical education teacher from England, has been a pole vaulter for 37 years. He had never competed outside of Europe. Today, at 63, he took the gold, clearing 11 feet, 5 inches with Chile's Tirso Figueroa, a close second. Figueroa, 60, is the holder of the South American record for his age group.

Janis Lasis, 56, a native of the former Russian republic of Latvia, considered to be the mostly highly regarded world competitor in the javelin, was surrounded by fans wanting autographs, pictures or just to shake his hand. Although he came in second today, his good friend and today's winner and record setter with a 182'2" throw, Larry Stuart of California, USA, had high praise for Lasis. In a interview with Allen Wilson of The Buffalo News, Stuart said"..no one can come close to what Janis has done in this sport. And no one ever will." Luis had

competed in four Olympic Games for the Soviet Union and was a medalist in three of them. His gold came in 1968 in Mexico when he threw for 297 feet.

Renate Vogen (51) of Germany set a new world record for her age group in the high jump at 5'1/4" (1.53m.) Marianne Hamm, also of Germany, set the new women's world record in the 65-69 discus with a throw of 98 feet 4 inches. Sheila Evans (W80) USA, set a record in the high jump (.88). In the men's pole vault, two records were set by Hans Langerqvist of Sweden, in the 55 group (4.15m) and by Ahti Pajunen (85) of Finland (1.90m).

#### Day 4 - Sunday July 16

In Niagara Falls, on the scenic Robert Moses Parkway, the men found the 20K Racewalk to be a challenge in the morning hours which began with cloudy skies and a cool breeze. The men's USA teams dominated all but the 55, 65 and 80 year old groups where Australia, Great Britain and Germany were the winners. The day got hotter and by the time of the women's 10k race, at 5:30 pm, the air was very humid. In the 35 year old group, there were twelve entries, the first eight had times under an hour and were all USA. Victoria Herazo led the pack with a 48:09. The times of the athletes showed little difference even though almost 60 years separated the youngest from the oldest winner. Olga Meyer, 67, of Germany, had a time of 1:05:01. Eighty-two year old Nora Wademo of Sweden had an excellent time of 1:26:34.

It was a big day for record setting. Eleven world age group records were set. For the women, Maria Espina (40) of Spain took the 400 IM Hurdles at 63.04; in the pole vault Petra Herrmann of Germany took the 35 year old group and Marie Claire LeJeune, France, the 40 age group. Carmen Karg (40) Germany set the record in the high jump (1.72m), Brunhilde Hoffman of Germany took the women's 55-59 100m with 13.41 seconds and Irene Obera, USA, a California school principal, took the record in the 60-64 100m with 13.51. Marge Allison, W50, beat her own record, set a week before at the US Championships in Lansing, Michigan, in the 100 meters. Corrie Roovers, of Holland, competed in the 55-59 age 300 IM Hurdles and set a record with 53.05 for 60-64 because she turned 60 at the beginning of the competition. For the men, the records set were Guido Mueller, Germany (55), in the 400 IM Hurdles, (58.92), Earl Fee, Canada (65) in the 300 IM Hurdles with a 45.71 and 93 year old Lamberto Ciccone of Italy in the discus with 22.06.

At the stadia, Phillipa Raschker (48) took two golds in the high jump and the pole vault. With all the excitement, the biggest applause of the day was for Asdrubal Capo (91) of Uruguay in the men's 100m when he crossed the line in 23.43 seconds. A great great grandfather, he has just been competing for 10 years and is a competition favorite.

#### 5th Day - Monday July 17

This was a non-competition day except for the completion of the Cross-Country run at Akron Park for the 40 and 45 year old men's age group. The temperature was only slightly cooler as the athletes got an early start on the course. The men's best overall time was set by Australia's Grenville Wood, age 40, at 33 minutes, 25 seconds. He was followed by the team from Portugal, Joaquim Pereira (33:37), Francisco Ribeiro (33:46) and Luis L.SilvaPires (33:49).

Various WAVA committees met to review agenda items, while athletes and families shopped and toured local areas of interest. Visits were scheduled to Niagara Falls, the Chautauqua Wine Region as well as several cruises on the Niagara River. The shopping malls in the area were swamped with visitors who found USA prices to their liking. Sneakers, sporting goods, foodstuffs, drug store items were big attractions at the Malls and other shops.

In the evening, competitors, volunteers, and staff members gathered at the Village Beer and Wine Garden near the dormitories on the University campus. (Besides having a chance to socialize and meet people from all over, this area featured a local music group every night except for opening, closing and the banquet evenings.)

### 6th Day - Tuesday, July 18

Strong gusty winds prevailed. Little 84 year old Rosario Iglesias of Mexico looked like she was going to be blown away. A newspaper carrier for 55 years in hilly Mexico City, she only began to compete four years ago. This 4 foot 5 inch, 77 pound dynamo won the gold medal in the 800 meters for her age group easily in 4 minutes, 31.35 seconds. A star in her country, she made her international debut in Miyasaki two years ago where she took the gold in the 400m., silver in the 800 and 1500 and the bronze in the 200m. Her colleagues at work finance her trips and are excited by her enthusiasm and success.

83 year old Ivy Granstrom from Canada is a competitor that asks no favors. She is blind but that hasn't stopped her. She is accompanied by her guide Paul Hoeberigs who just keeps her going in the right direction. A week before these games, Ivy set age group records at the US National Championships in Lansing, Michigan in the 5000 and 1500 meter races. Today she was first in the 1500m with 1:19:09.10.

In the women's 200m, Margaret Allison took her second gold and record in the 50 year old group and Judit Forero Geona of Columbia (85-89) also set a record for her group with 69.28. Corrie Roovers of Holland ran the 80m Hurdles with the 55 group but since she turned 60 at the beginning of the games, her record set in the second heat will stand at 13.91 in that group. In the 70 year old group, Nina Naumenko of Russia set a world record in the 800m with 3:13.66.


In the men's 800m, Earl Fee (66) also set a world record of 2:14.33 for his age group. Peter Speckens of Germany became the record holder in the men's 60 shot put (15.42).

### 7th Day - Wednesday, July 19th

Over 3000 were on hand for the men's high jump competition. Dwight Stones of the USA has long dominated high jumping in the US. He had been a two time Olympic medalist and a 14 time world record holder. He also



Dwight Stones



James Barrineau

has been very active in promoting sports and doing clinics for youngsters. Today he hoped to set a new record and maybe even clear 7 feet. It was not to be, but for a few short minutes he held the new record at 6 feet nine and three quarters. James Barrineau, a National Guard Officer and a member of the US Olympic team in 1976, thrilled the crowd and himself by besting Dwight with a record for the men's 40 at 6 feet 11 inches.

Asdrubal Capo of Uruguay, the 91 year old who also took the men's 100m on Sunday, became the world's fastest man in his age group in the 200m. Hugh Adams, USA, set a new record in the men's 55-59 100m Hurdles at 15.21 seconds and Ross Carter, USA, 81, in the shot put tossed a record 37 feet 8 1/2 inches for his age group. Finland's Stig Racklund took the 55-59 triple jump record with 13.69m. Torsten VonWachenfeld of Sweden (65-69) set a record in the shot put with 14.71m.

Germany's Brunhilde Hoffman took the 55-59 women's 200m with a time of 28.40 seconds. Germany's Hanna Kiehr, 70, had a record shot put heave with 8.92m as did her teammate Sigrun Kofink, 60, with 12.52m. Colleena Blair of Holland got the gold and a record in the 80m Hurdles for the 65 age group with 17.35 seconds.

Phillipa Raschker, USA took two more golds in the 200m and 80m hurdles. Joyceln Harwood, 37, brought her meet total to three gold medals with two today in the 200 m and the 80m hurdles.

Wednesday night was the big social gala at The Pier, Buffalo's premier waterfront restaurant and nightclub. The theme was "Hands Across America" and featured the diversity of the country's cuisine and entertainment. Jousting matches and dancing engaged those who still wanted to compete, sailboat watching was for the more sedentary. Staff members, volunteers, competitors and their families enjoyed the event.




### **8th Day - Thursday July 20th**

This was a non competition day, but the WAVA General Assembly held their meeting and chose Gateshead, England as the site of the 1999 games. (The next games will be in Durban, South Africa in 1997).

Daylong tours were available for those who wished to explore attractions within a hundred mile radius. Some went to Toronto while others visited the Glass Factory and wineries in the Corning, Finger Lakes area. Others took shorter tours or shopped or relaxed.

## 9th Day - Friday, July 21

Mary Thomas of Australia took the record in the women's 50-54 javelin with a 48.56m throw. Gerhard Schepe of Germany broke his own world record in the 80-84 javelin by 3 inches with a throw of 106 feet, 10 inches. Finland's Stig Racklund took the 55-59 long jump record with 20'10". Ana Edith Franco Acuna of Chile set the record in the women's 40-44 hammer throw at 140'2". Joan Stratton, the US national champion was second (124'2") Eva Gacs of Italy, a little 112 pounder who makes up for strength and size with terrific form and balance, threw 122 feet 2 inches for the bronze. Helen Searle of Australia set the new record for the women's 55 hammer throw with 45.86m. Australia's Ruth Frith, 85, set a new record in her group with an 18.26m hammer throw. She had already earned golds in the triple jump on Tuesday, the shot put on Wednesday and the long jump today. Jutta Schaefer of Germany (60) was also a record setter in the hammer throw with 46.04m. In the long jump, two records fell to women from Germany; Christaine Schmalbruch of Germany (55) achieved 4.82m and Paula Schneiderhan (70) jumped 3.62m.



Men and women also competed in the 5000 meter race walks. Douglas Fotheringham of Great Britain set a record with 27:41.83 in the 65 group. Len Creo, also of Great Britain took the 70 group with 29:37.86 and Reidar Jordell of Norway set the record for the 75 group with 33:17.05. For the women, world record holder Olga Meyer of Germany won the 65 group with 30:39.55 but did not surpass her previous best time. Margaret Walker, 70, of the USA had a 35:05.11 for a record.

## 10th Day-Saturday July 22nd

Vicky Bigelow of the US, competed in the 55 group but because she turned 60 at the beginning of the games, her time of 5:39.36 is now the record for the 60-64 1500m. Nina Naumenko of Russia set another record for the 70 age group in the 1500 with a 6:14.52. Mexico's little newscaster, Rosario Rocha Iglesias, captured her second and third gold medals in the 80-84, 400 and 1500 meters. Bill Dyer, USA, a former Buffalo native who still has family in the area, ran one of the most thrilling races of the day when he edged ahead of Panagiotis Gakis of Greece to win the gold medal in the 80-84 1500m. Dyer had taken the gold in the 1500 and the 800 a week before in Lansing, Michigan. Rod Dixon of New Zealand, who just turned 45 on the opening day of the championships, was competing in the 45-49 1500m group for the first time and took the gold. Dixon had won the 5000 meters on Wednesday and although it was his first Championships, he had previously been a bronze medalist in the Olympics in 1972 and 1976 in the 1500m.



The 400m finals were very exciting with five men and four women setting age group records. For the women the records set were: Mary Libel, USA, (W45) had a new record with 56.82, Margaret Allison, Australia (W50) ran a 58.51, Brunhilde Hoffman, Germany, (W55) 64.50 and Irene Obera (W60) 7.80. For the men, the records were: Ralph Gisler, Switzerland (M40) 48.10, Frederick Sowerby, USA, (M45) 50.72, Steve Robbins USA, (M50) with 51.63, Ralph Romaine of Trinidad, (M60) with 53.88 and Earl Fee of Canada (M65) a 57.97.

Pre registration was held for 700 athletes who planned to compete in the Marathon on Sunday.



Phillipa Raschker tried for her ninth gold medal in these games but was delighted with the silver she earned behind Mary Libel in the 45-49 400m with both of them breaking the previous world record for this group.

The men's weight pentathlon was held as an official event for the first time in the games. Two hundred thirty-six men competed in the hammer throw, shot put, discus, javelin and weight throw. Peter Speckens of Germany, who previously held the world record for this event in the 55 year old group, competed and won in the 60-64 group with 4548 points.

In the men's long jump finals, Tapani Taavitisainen of Finland set a new record in the 50-54 group with 6.59 (w:1.6)

### 11th Day-Sunday, July 23rd

The last day of competition began with final registration of the marathoners at 4AM. The race began at 6AM in downtown Buffalo and crossed the Peace Bridge into Canada as a steady cool drizzle fell the first 13 miles for the leaders. It let up a little and then poured on the rest of the field, dampening their efforts. Eduardo Castellano, a 41 year old Venezuelan, led almost from the start and he won the men's gold medal in two hours, 30 minutes, 29 seconds. Portugal's Americ DeJesus Ferreira, 41 took a brief lead but Castellano overtook him and Ferreira finished second with 2:30:39, only 10 seconds separating them. Gerard Hendricks 40 of the Netherlands was third, followed by Felix Hernando-Nieto, 46, of Spain and Ivan Golob of Slovenia. For the women, Laura Luckert, 38, USA won the gold in 2.57.58 followed seven minutes later by Canada's Chantaue Mercier (35).



At the stadia the afternoon competition continued with several intermissions caused by the heavy rains. 114 women participated in the Weight Pentathlon and a Buffalo area woman, Dortha Swanson made a creditable showing, finishing 10th in the 55-59 year old group. Despite the weather, many records were set. In the 2K men's steeplechase, Eugene Keller from the USA (80-84) set a new record with 11:39.03. Five women relay teams earned records. In the 4x100, W50, the German team of Eriksen, Valk, Gallep, Behrendt had a time of 53.41, and the W70 record setters were also from Germany, Lorenz, Haule, Schneiderhan and Mangler. In the 4x400, W50, the German team of Seibert, Venn, Gallep, Valk won with 4:35.37, and in W60, the winners were the USA team of Freeman, Kerr, Hals, Obera (5:14.94) and the W70 winners were the Colombians, Fontan, deBerral, Lugo and Lires with 7:07.90. For the men, in the 4x100, the USA team (M50) of Fields, Bell, Jones and Robbins set the record with a time of 45.04 and the Japanese team (M80) of Morita, Okazaki, Tateishi, Suda took the record with a time of 1:05.75. In the men's 4x400, the only record was set by the 80-84 Japanese team of Yamada, Okazaki, Tateishi and Suda with a time of 6:54.86. The last three gentlemen had also been part of the record setting 4x100. In the women's relays, Gallep and Valk from Germany had been on both the record setting teams for the 50-54 group.

Phillipa Raschker (48) added two more medals in the 100m dash and the High Jump bringing her Games' total to 10, nine of them gold, the highest number of medals for any competitor in these games.

The wet weather shifted the musical segment of the closing ceremonies into the Alumni Arena at the University. Singer Maureen McGovern, Buffalo saxophone legend Bobbie Militello, members of the Buffalo Philharmonic Orchestra, and local dancers entertained thousands of athletes and visitors. The games came to an official close outside where the flame was extinguished, the flag passed to a representative from South Africa and the cloudy sky was filled with a massive fireworks display.

### Post Script

The games are now over but the memories of the competitors, staff and volunteers and the thousands of others touched by the warmth, comraderie and courage of the athletes will not soon be forgotten.



**SIXTEEN  
OF THE COMPETITORS  
HAVE PARTICIPATED IN ALL ELEVEN  
WAVA WORLD CHAMPIONSHIPS**

**MEN**

Reginald Austin (58) of Australia  
Norbert Barth (75) of Germany  
Hari Chandra (64) of Singapore  
Philip Conley (60) of the USA  
William Dunne (61) of Ireland  
John James L. Dunsford (61) of Great Britain  
Don Farquharson (70) of Canada

Robert Fine (64) of USA  
Nolan Fowler (81) of the USA  
Harry Roland Johannsson (67) of Sweden  
Robert Mimm (70) of the USA  
Hans Potsch (62) of Austria  
Jack Stevens (78) of Australia  
Jim Vernon (78) of USA

**WOMEN**

Ruth Anderson (65) of the USA

Isobel Saumier Cunningham (81) of Canada

## WORLD RECORDS SET AT XI WAVA CHAMPIONSHIPS

100M	W50	13.04	Margaret Allison (Australia)
	W55	13.41	Brunhilde Hoffman (Germany)
	W60	13.51	Irene Obera (USA)
200M	M90	52.69	Asdrupal Capo (Uruguay)
	W50	26.56	Margaret Allison (Australia)
	W55	28.40	Brunhilde Hoffman (Germany)
400M	W85	69.28	Judit Forero Geona (Colombia)
	M40	48.10	Ralph Gisler (Switzerland)
	M45	50.72	Frederick Sowerby (USA)
400M	M50	51.63	Steve Robbins (USA)
	M60	53.88	Ralph Romaine (Trinidad & Tobago)
	M65	57.97	Earl Fee (Canada)
400M	W45	56.82	Mary Libel (USA)
	W50	58.51	Margaret Allison (Australia)
	W55	64.50	Brunhilde Hoffman (Germany)
800M	W60	67.80	Irene Obera (USA)
	M65	2:14.33	Earl Fee (Canada)
	W70	3:13.33	Nina Naumenko (Russia)
1500M	W60	5:39.96	Vicki Bigelow (USA)
	W70	6:14.52	Nina Naumenko (Russia)
2KM Steeplechase	M80	11:39.03	Eugene Keller (USA)
80M Hurdles	W60	13.91	Corrie Roovers (Netherlands)
	W65	17.35	Colleen Blair (New Zealand)
100M High Hurdles	M55	15.21	Hugh Adams (USA)
400 Hurdles	M55	58.92	Guido Mueller (USA)
	W40	63.04	Maria Espina (Spain)
300 Hurdles	M65	45.71	Earl Fee (Canada)
	W60	53.05	Corrie Roovers (Netherlands)
High Jump	M40	2.11	Jim Barrineau (USA)
	W40	1.72	Carmen Karg (Germany)
	W50	1.53	Renate Vogen (Germany)
	W80	.88	Shiela Evans (USA)
Pole Vault	M55	4.15	Hans Langerqvist (Sweden)
	M85	1.90	Ahti Pajunen (Finland)
Pole Vault	W35	3.00	Petra Herrmann (Germany)
	W40	3.00	Marie LeJeune (France)

## WORLD RECORDS SET AT XI WAVA CHAMPIONSHIPS (continued)

Long Jump	M50	6.59	Tampani Toavitsainen (Finland)
	M55	6.35	Stig Backlund (Finland)
	W55	4.82	Christaine Schmalbruch (Germany)
	W70	3.62	Paula Schnederham (Germany)
Triple Jump	M55	13.69	Stig Backlund (Finland)
Shot Put	M60	15.42	Peter Speckens (Germany)
	M65	14.71	Torsten Von Wackenfeld (Sweden)
	M80	11.49	Ross Carter (USA)
	W60	12.52	Sigrun Kofink (Germany)
	W70	8.92	Hanna Kiehr (Germany)
	Discus Throw	M90	22.06
	W65	29.98	Marianne Hamm (Germany)
Hammer Throw	W40	42.72	Ana Edith Acuna (Chile)
	W55	45.86	Helen Searle (Australia)
	W60	46.04	Jutta Schaefer (Germany)
	W85	18.26	Ruth Frith (Australia)
Javelin Throw	M80	32.56	Gerhard Schepe (Germany)
	W50	48.56	Mary Thomas (Australia)
4x100M Relays	M50	45.04	USA (Fields, Bell, Jones, Robbins)
	M80	1:05.75	JAP (Morita, Okazaki, Tateiski, Suda)
	W50	53.41	GER (Eriksen, Valk, Gallep, Behrendt)
	W70	68.72	GER (Lorenz, Haule, Schneiderhan, Mangler)
4x400M Relays	M80	6:54.86	JAP (Yamada, Okazaki, Tateiski, Suda)
	W50	4:35.27	GER (Seibert, Venn, Gallep, Valk)
	W60	5:14.94	USA (Freeman, Kerr, Hals, Obara)
	W70	7:07.90	COL (Fontan, deBernal, Logo, Lires)
5000 Race Walk	M65	27:41.83	Douglas Fotheringham (Great Britain)
	M70	29:37.86	Len Creo (Great Britain)
	M75	33:17.05	Reidar Jordell (Norway)
	W70	35:05.11	Margaret Walker (USA)
Decathlon	M55	8179	Dale Lance (USA)
	M60	8025	Phil Mulkey (USA)

Other records may be pending at the time of this printing.

## COUNTRY ABBREVIATION LISTING

AFG-Afghanistan	GBR-Great Britain	OMA-Oman
NED-Netherlands	GEO-Georgia	PAK-Pakistan
ALB-Albania	GER-Germany	PAN-Panama
ALG-Algeria	GEQ-Equatorial Guinea	PAR-Paraguay
AND-Andorra	GHA-Ghana	PER-Peru
ANG-Angola	GRE-Greece	PHI-Philippines
ANT-Antigua	GRN-Grenada	PIP-Independent Participant
ARG-Argentina	GUA-Guatemala	PNG-Papua-New Guinea
ARM-Armenia	GUI-Guinea	POL-Poland
ARU-Aruba	GUM-Guam	POR-Portugal
ASA-American Samoa	GUY-Guyana	PPK-D.P.R. of Korea (North Korea)
AUS-Australia	HAI-Hawaii	PUR-Puerto Rico
AUT-Austria	HKG-Hong Kong	QAT-Qatar
AZE-Azerbaijan	HON-Honduras	ROM-Romania
BAH-Bahamas	HUN-Hungary	RSA-Republic of South Africa
BAN-Bangladesh	INA-Indonesia	RSA-Rep of S Africa
BAR-Barbados	IND-India	RUS-Russia
BEL-Belgium	IRI-Islamic Rep. of Iran	RWA-Rwanda
BEN-Benin	IRL-Ireland	SAM-Western Samoa
BER-Bermuda	IRQ-Iraq	SEN-Senegal
BHU-Bhutan	ISL-Iceland	SEY-Seychelles
BIZ-Belize	ISR-Israel	SIN-Singapore
BLR-Belarus	ITA-Italy	SLE-Sierra Leone
BOL-Bolivia	IVB-British Virgin Isl.	SLO-Slovenia
BOT-Botswana	JAM-Jamaica	SMR-San Marino
BRA-Brazil	JOR-Jordan	SOL-Solomon Islands
BRN-Bahrain	JPN-Japan	SOM-Somalia
BRU-Brunei	KEN-Kenya	SRI-Sri Lanka
BSH-Bosnia-Herzegovina	KGZ-Kyrgyzstan	SUD-Sudan
BUL-Bulgaria	KOR-Korea	SUI-Switzerland
BUR-Burkina Faso	KSA-Kingdom of Saudi Arabia	SUR-Suriname
CAF-Central African Rep.	KUW-Kuwait	SVK-Slovakia
CAN-Canada	KZK-Kazakhstan	SWE-Sweden
CAY-Cayman Islands	LAO-Laos	SWZ-Swaziland
CGO-People's Rep. of the Congo	LAT-Latvia	SYR-Syria
CGO-Congo	LBA-Libya	TAN-Tanzania
CHA-Chad	LBR-Liberia	TCH-Czech Republic
CHI-Chile	LES-Lesotho	TGA-Tonga
CHN-People's Rep. of China	LIB-Lebanon	THA-Thailand
CHN-China	LIE-Liechtenstein	TJK-Tajikistan
CIV-Ivory Coast	LTU-Lithuania	TKM-Turkmenistan
CMR-Cameroon	LUX-Luxembourg	TRI-Trinidad & Tobago
COK-Cook Islands	MAD-Madagascar	TOG-Togo
COL-Columbia	MAR-Morocco	TPE-Taipei
COL-Colombia	MAS-Malaysia	TRI-Trinidad and Tobago
CRC-Costa Rica	MAW-Malawi	TUN-Tunisia
CRO-Croatia	MDV-Maldives	TUR-Turkey
CUB-Cuba	MEX-Mexico	UAE-United Arab Emirates
CYP-Cyprus	MGL-Mongolia	UGA-Uganda
DEN-Denmark	MLD-Moldova	UKR-Ukraine
DJI-Djibouti	MLI-Mali	URU-Uruguay
DOM-Dominican Rep.	MLT-Malta	USA-United States
DOM-Dominican Republic	MON-Monaco	UZB-Uzbekistan
ECU-Ecuador	MOZ-Mozambique	VAN-Vanuatu
EGY-Arab Rep. of Egypt	MRI-Mauritius	VEN-Venezuela
ESA-El Salvador	MTN-Mauritania	VIE-Vietnam
ESP-Spain	MYA-Myanmar	VIN-St. Vincent and the Grenadines
EST-Estonia	NAM-Namibia	YEM-Yemen
ETH-Ethiopia	NCA-Nicaragua	YUG-Yugoslavia
EUN-Unified Team	NED-Netherlands	ZAI-Zaire
FIJ-Fiji	NEP-Nepal	ZAM-Zambia
FIN-Finland	NGR-Nigeria	ZIM-Zimbabwe
FRA-France	NIG-Niger	
GAB-Gabon	NOR-Norway	
GAM-The Gambia	NZL-New Zealand	

## QUICK REFERENCE CONVERSION TABLE

Meters	Feet & Inches	Meters	Feet & Inches
1.00	3 - 3-1/4	11.50	37 - 8-3/4
1.10	3 - 7-1/4	12.00	39 - 4-1/2
1.20	3 - 11-1/4	12.50	41 - 0-1/4
1.30	4 - 3-1/4	13.00	42 - 8
1.40	4 - 7	13.50	44 - 3-1/2
1.50	4 - 11	14.00	45 - 11-1/4
1.60	5 - 3	14.50	47 - 7
1.70	5 - 7	15.00	49 - 2-1/2
1.80	5 - 10-3/4	15.50	50 - 10-1/4
1.90	6 - 2-3/4	16.00	52 - 6
2.00	6 - 6-3/4	16.50	54 - 1-3/4
2.50	8 - 2-1/2	17.00	55 - 9-1/4
3.00	9 10	17.50	57 - 5
3.50	11 - 5-3/4	18.00	59 - 0-3/4
4.00	13 - 1-1/2	18.50	60 - 8-1/2
4.50	14 - 9	19.00	62 - 4
5.00	16 - 4-3/4	19.50	63 - 11-3/4
5.50	18 - 0-1/2	20.00	65 - 7-1/2
6.00	19 - 8-1/4	25.00	82 - 0
6.50	21 - 4	30.00	98 - 5
7.00	22 - 11-3/4	35.00	114 - 10
7.50	24 - 7-1/4	40.00	131 - 3
8.00	26 - 3	45.00	147 - 8
8.50	27 - 10-3/4	50.00	164 - 0
9.00	29 - 6-1/2	55.00	180 - 5
9.50	31 - 2	60.00	196 - 10
10.00	32 - 9-3/4	65.00	213 - 3
10.50	34 - 5-1/2	70.00	229 - 8
11.00	36 - 1-1/4		

## ABBREVIATIONS

<b>100</b> 100 Meter Dash <b>200</b> 200 Meter Dash <b>400</b> 400 Meter Dash <b>800</b> 800 Meter Dash <b>1.5K</b> 1,500 Meter Run <b>5K</b> 5,000 Meter Run <b>10K</b> 10,000 Meter Run <b>5KRW</b> 5,000 Meter Race Walk <b>HH</b> High Hurdles <b>3KS</b> 3,000 Meter <b>4x100</b> 4x100 Meter Relay	<b>4x400</b> 4x400 Meter Relay <b>HJ</b> High Jump <b>PV</b> Pole Vault <b>LJ</b> Long Jump <b>TJ</b> Triple Jump <b>SP</b> Shot Put <b>DT</b> Discus Throw <b>HT</b> Hammer Throw <b>JT</b> Javelin Throw <b>DEC</b> Decathlon <b>WTPENT</b> Weight Pentathlon	<b>XC</b> Cross Country and Cross Country Team <b>10kmRW</b> 10km Road Walk and 10km Road Walk Team <b>20kmRW</b> 20km Road Walk and 20km Road Walk Team <b>HEPT</b> Heptathlon <b>MAR</b> Marathon and Marathon Team
--	---	---

# RESULTS INDEX - MEN

Results in this book are organized under age group for all events:

For men:

Age 40.....	p. 1-8
Age 45.....	p. 8-14
Age 50.....	p. 14-20
Age 55.....	p. 20-26
Age 60.....	p. 26-32
Age 65.....	p. 32-37
Age 70.....	p. 37-40
Age 75.....	p. 40-42
Age 80.....	p. 42-44
Age 85.....	p. 44
Age 90.....	p. 44-45

The order of events for men in each group is:

100 Meter Dash  
200 Meter Dash  
400 Meter Dash  
800 Meter Run  
1,500 Meter Run  
5,000 Meter Run  
10,000 Meter Run  
5,000 Meter Race Walk  
110 Meter High Hurdles 39"  
400 Meter Int Hurdles 36"  
3,000 Meter Steeplechase  
4x100 Meter Relay  
4x400 Meter Relay  
High Jump  
Pole Vault  
Long Jump  
Triple Jump  
Shot Put 7.26 kg  
Discus Throw 2 kg  
Hammer Throw 7.26 kg  
Javelin Throw 800g  
Decathlon  
Weight Pentathlon  
Cross Country  
Cross Country Team  
20 km Road Walk  
20 km Road Walk Team  
Marathon  
Marathon Team

NOTE: All XI World Veterans' Championships courses were TAC and AIMS certified. However, due to an accidental detour, the women's 55 Cross Country course was run short of the certified distance.

Abbreviations: DISQ=Disqualified; DNS=Did Not Start; DNF=Did Not Finish; No HT=No Height; \*=Did not qualify to advance to next heat.



# MEN'S RESULTS

SENIOR'S ATHLETIC CHAMPIONSHIPS  
MISSISSIPPI COUNTRY START PEPSI



**MEN 40**

**100 Meter Dash**

**HEATS**

**Heat 1 Wind Reading: 3.3**

1	Walwyn Franklyn	42	GBR	11.32
2	Hisashi Jinzenji	44	JPN	11.60
3	Joseph Hehn	40	USA	11.89
4	Zenewton Kluppel	41	BRA	12.03
5	Milton King	43	USA	12.86
6	Robert Walker	43	USA	13.15
7	Harvey Greene	42	USA	15.54

**Heat 2 Wind Reading: 2.7**

1	Jesse Thomas	40	USA	10.87
2	Thomas A. Jones	41	USA	11.01
3	Thomas Dickson	42	CAN	11.38
4	Morris T. Collins	43	USA	11.57
5	Giuseppe Moreero	44	ITA	12.51
6	Vladimir Mahankov	40	RUS	12.66

**Heat 3 Wind Reading: 3.1**

1	Anders Mathiesen	40	DEN	10.94
2	Thomas Lester	41	USA	11.55
3	Pershing Reid	44	USA	11.82
4	Martin Walter	40	GER	11.90
5	Cassius Richards	40	CAN	12.26
6	Stephen Baird	44	AUS	12.43
7	Barry Blake	40	USA	13.67

**Heat 4 Wind Reading: 1.8**

1	Robert Bowen	43	USA	11.22
2	Rolf Gisler	41	SUI	11.52
3	Robert Cox	41	USA	11.92
4	Jochen Meyer	42	GER	11.98
5	Victor Ramondetta	40	AUS	12.06
6	Petozos Hatzipappas	40	GRE	12.18
7	Yueh Feng	44	TPE	12.36
8	Cesar Luiz Silva	40	BRA	12.44

**Heat 5 Wind Reading: 2.1**

1	Richard Thomas	42	USA	11.55
2	Edward Gonera	43	USA	11.89
3	Michael Fortunato	42	USA	12.34
4	Frederick D. Murrell III	42	USA	12.72
5	Rockdale Hudson	41	USA	12.73
6	William Krone	43	USA	12.88
7	John Sullivan	44	USA	14.59
8	Joseph Germano	41	USA	22.87

**Heat 6 Wind Reading: 2.8**

1	Andre Drutinus	40	FRA	11.33
2	Luiz Antonio Fagundes	43	BRA	11.53
3	Martin Lynch	43	AUS	11.77
4	Phil Conzentino	40	USA	11.83
5	Rifat Deliu	44	ALB	12.05
6	German Jorquera	43	CHI	12.52
7	Humberto AquevequeRomero	42	CHI	12.67
8	Jesse Norman	44	USA	12.87

**Heat 7 Wind Reading: 3.6**

1	Stephen Peters	42	GBR	11.13
2	Alasdair Ross	43	GBR	11.19
3	Philippe Carre	42	FRA	11.64
4	Eddie Mose	40	USA	11.78
5	Juan Carlos Goni Aramburu	43	ESP	13.33
6	Joseph Marino	44	CAN	13.97
7	Daniel Harris	42	USA	14.71

**Heat 8 Wind Reading: 2.2**

1	Bill Collins	44	USA	11.15
2	Reinhard Michelchen	41	GER	11.52
3	Rolf Leuenberger	41	SUI	11.69
4	Lalith Talagala	44	SRI	11.92
5	Marek Nowicki	43	CAN	12.24
6	Tyrone Gordon	43	USA	12.38
7	Kerry Smith	41	CAN	13.79

**SEMI FINALS**

**Heat 1 Wind Reading: 1.0**

1	Anders Mathiesen	40	DEN	11.24
2	Rolf Gisler	41	SUI	11.27
3	Robert Bowen	43	USA	11.36
4	Thomas Dickson	42	CAN	11.54
5	Richard Thomas	42	USA	11.75
6	Thomas Lester	41	USA	11.79
7	Pershing Reid	44	USA	12.07
8	Rolf Leuenberger	41	SUI	12.16

**Heat 2 Wind Reading: -3.2**

1	Jesse Thomas	40	USA	11.45
2	Walwyn Franklyn	42	GBR	11.46
3	Andre Drutinus	40	FRA	11.76
4	Luiz Antonio Fagundes	43	BRA	11.89
5	Morris T. Collins	43	USA	11.97
6	Philippe Carre	42	FRA	12.03
7	Reinhard Michelchen	41	GER	12.08
8	Phil Conzentino	40	USA	12.14

**Heat 3 Wind Reading: 1.2**

1	Bill Collins	44	USA	11.15
2	Alasdair Ross	43	GBR	11.40
3	Stephen Peters	42	GBR	11.41
4	Edward Gonera	43	USA	11.66
5	Hisashi Jinzenji	44	JPN	11.83
6	Eddie Mose	40	USA	11.91
7	Thomas A. Jones	41	USA	11.98
8	Martin Lynch	43	AUS	11.99

**FINAL**

**Wind Reading: -2.3**

1	Bill Collins	44	USA	11.33
2	Jesse Thomas	40	USA	11.34
3	Rolf Gisler	41	SUI	11.48
4	Anders Mathiesen	40	DEN	11.52
5	Walwyn Franklyn	42	GBR	11.61
6	Alasdair Ross	43	GBR	11.66
7	Stephen Peters	42	GBR	11.84
8	Robert Bowen	43	USA	12.13

**200 Meter Dash**

**HEATS**

**Heat 1 Wind Reading: 2.3**

1	Alasdair Ross	43	GBR	23.86
2	Keith Witherspoon	42	USA	24.59
3	Luiz Antonio Fagundes	43	BRA	24.64
3	Anthony Santos	44	USA	24.64
5	Eddie Mose	40	USA	25.35
6	Martin Walter	40	GER	25.56
7	Arno Roeser	43	AUT	26.02
8	Vladimir Mahankov	40	RUS	27.04

**Heat 2 Wind Reading: 3.2**

1	Joseph Caines	43	GBR	23.30
2	Philippe Carre	42	FRA	24.31
3	Lalith Talagala	44	SRI	24.85
4	Zenewton Kluppel	41	BRA	24.89
5	Thomas Rewolinski	41	USA	24.93
6	Joseph Hehn	40	USA	25.59
7	Giuseppe Moreero	44	ITA	27.04
8	John Drebus	44	USA	29.70

**Heat 3 Wind Reading: 2.0**

1	Anders Mathiesen	40	DEN	23.19
2	Jesse Thomas	40	USA	23.90
3	Thomas A. Jones	41	USA	24.83
4	Ismael F. Urbina Pereira	43	VEN	25.26
5	German Jorquera	43	CHI	26.20
6	Ratan Kumar Chowdhury	40	IND	27.27
7	George Keegan	43	USA	28.48
8	Barry Blake	40	USA	29.07

**Heat 4 Wind Reading: 3.4**

1	Bill Collins	44	USA	23.32
2	Rolf Leuenberger	41	SUI	24.24
3	David Ortman	42	USA	24.50
4	Charles Smith	41	USA	25.10

5	Basil Carnie	44	RSA	25.86
6	Edward McCalley	42	USA	26.24
7	Johnnie Thomas	42	USA	26.37
8	Humberto AquevequeRomero	42	CHI	26.89

**Heat 5 Wind Reading: 2.4**

1	Stephen Peters	42	GBR	23.34
2	Reinhard Michelchen	41	GER	24.24
3	Thomas Lester	41	USA	24.74
4	Alex Constantinou	44	USA	25.33
5	Melvyn Shaw	41	GBR	25.59
6	Phil Conzentino	40	USA	25.61
7	Craig Mavis	41	USA	27.27
-	Bernard Germond	41	FRA	DNF

**Heat 6 Wind Reading: 2.3**

1	Walwyn Franklyn	42	GBR	23.56
2	Richard Thomas	42	USA	24.11
3	Thomas Dickson	42	CAN	24.12
4	Hisashi Jinzenji	44	JPN	24.70
5	Victor Ramondetta	40	AUS	24.73
6	Kostie Killas	41	CAN	25.52
7	Jim Geer	41	CAN	27.33
8	Mark Lieberman	43	USA	30.58

**Heat 7 Wind Reading: 4.2**

1	Rolf Gisler	41	SUI	23.50
2	Andre Drutinus	40	FRA	24.28
3	Claudio Rapaccioni	41	ITA	24.38
4	Martin Lynch	43	AUS	24.86
5	Robert Cox	41	USA	24.99
6	Cassius Richards	40	CAN	25.59
7	Stephen Baird	44	AUS	26.39
8	Juan Carlos Goni Aramburu	43	ESP	28.05

**SEMI FINALS**

**Heat 1 Wind Reading: -5.1**

1	Stephen Peters	42	GBR	23.66
2	Bill Collins	44	USA	23.69
3	Richard Thomas	42	USA	24.54
4	Thomas Dickson	42	CAN	24.60
5	Thomas Lester	41	USA	24.84
6	Reinhard Michelchen	41	GER	25.10
7	Victor Ramondetta	40	AUS	25.23
8	Claudio Rapaccioni	41	ITA	25.28

**Heat 2 Wind Reading: -4.1**

1	Jesse Thomas	40	USA	23.36
2	Rolf Gisler	41	SUI	23.41
3	Joseph Caines	43	GBR	23.50
4	Thomas A. Jones	41	USA	24.69
5	Keith Witherspoon	42	USA	24.81
6	Rolf Leuenberger	41	SUI	24.99

**Heat 3 Wind Reading: -5.7**

1	Anders Mathiesen	40	DEN	23.49
2	Alasdair Ross	43	GBR	23.61
3	Walwyn Franklyn	42	GBR	23.79
4	Andre Drutinus	40	FRA	24.61
5	Philippe Carre	42	FRA	24.67
6	Luiz Antonio Fagundes	43	BRA	25.09
7	Lalith Talagala	44	SRI	26.31

**FINAL**

**Wind Reading: -5.9**

1	Rolf Gisler	41	SUI	22.74
2	Jesse Thomas	40	USA	22.99
3	Anders Mathiesen	40	DEN	23.11
3	Bill Collins	44	USA	23.11
5	Walwyn Franklyn	42	GBR	23.40
6	Stephen Peters	42	GBR	23.63
7	Alasdair Ross	43	GBR	23.82

**400 Meter Dash**

**HEATS**

**Heat 1**

1	Rolf Gisler	41	SUI	52.31
2	Edward Gonera	43	USA	52.86
3	Reinhard Michelchen	41	GER	53.21

4	Mario Da Cunha	43	BRA	55.47
5	Melvyn Shaw	41	GBR	56.04
6	Martin Walter	40	GER	56.42
7	Eddie Mose	40	USA	58.55

**Heat 2**

1	Stephen Peters	42	GBR	52.31
2	Rick Easley	41	USA	52.39
3	Carlos Loaiza Londono	44	COL	52.84
4	Bernd Kauer	41	GER	56.67
5	Robert Mark Davidson	40	CAN	58.02
6	Cesar Luiz Silva	40	BRA	1:00.92
7	Loretto Quattrin	43	ITA	1:01.37

**Heat 3**

1	Jesse Thomas	40	USA	52.31
2	Andre Drutinus	40	FRA	52.41
3	Guy Marguin	40	FRA	53.38
4	Michael Radiff	43	USA	54.06
5	Zenewton Kluppel	41	BRA	54.22
6	Fernando Bento Baptista	42	POR	54.87
7	Edward McCalley	42	USA	58.37
8	Jay Kunzler	42	USA	59.19

**Heat 4**

1	Ralph Penn	43	USA	52.61
2	Claudio Rapaccioni	41	ITA	53.83
3	Victor Ramondetta	40	AUS	54.76
4	James Whelan	41	USA	56.12
5	Lowell Dewey	42	USA	1:08.65

**Heat 5**

1	Alexander Poselenov	40	RUS	52.34
2	Thomas Dixon	43	RSA	54.31
3	Jesse Norman	44	USA	54.59
4	Jean Claude Andre	40	FRA	54.83
5	Luiz Antonio Fagundes	43	BRA	56.61
6	German Jorquera	43	CHI	56.80
7	Charles Swanekamp	41	USA	58.80
-	Robert Cox	41	USA	DNF

**Heat 6**

1	Jon Ireland	40	GBR	51.76
2	Michel Coutanceau	40	FRA	52.95
3	Len Claassen	44	RSA	53.20

Name	Age	Country	Results	Name	Age	Country	Results	Name	Age	Country	Results	Name	Age	Country	Results
5 Len Claassen	44	RSA	53.67	6 Miguel Angel				<b>1,500 Meter Run</b>				Ray Curran	42	GBR	DNF
6 Jean Pierre Dassonville	40	FRA	53.68	7 Ramos Figueroa	43	CHI	2:11.70	<b>HEATS</b>				<b>FINAL</b>			
7 Zenevton Kluppel	41	BRA	54.64	7 Robert Mark Davidson	40	CAN	2:16.72	<b>Heat 1</b>				1 Alexandre Gonzalez	44	FRA	3:57.68
<b>Heat 3</b>				<b>Heat 8</b>				<b>Heat 2</b>				2 Carlos Cabral	43	POR	3:59.12
1 Stephen Peters	42	GBR	51.90	1 Peter Mogg	40	JAM	2:02.01	1 Edmund Spinney	41	USA	4:09.78	3 Terence Brown	40	RSA	3:59.94
2 Jesse Thomas	40	USA	52.21	2 Christopher Stewart	41	AUS	2:02.33	2 Christopher Stewart	41	AUS	4:10.26	4 David Bedwell	41	GBR	3:59.97
3 Rick Easley	41	USA	52.57	3 Eugene Van Kruchten	43	NED	2:03.07	3 Jerzy Mydlarz	40	POL	4:10.75	5 Bernhard Keller	40	GER	4:03.01
4 Andre Drutinus	40	FRA	53.35	4 Caudio Della Ragione	41	SUI	2:03.99	4 James Pryde	42	USA	4:11.52	6 Gerard Fairley	41	GBR	4:03.86
5 Claudio Rapaccioni	41	ITA	53.79	5 Norbert Eeckhout	43	FRA	2:15.55	5 Viktor Flentini	40	UKR	4:15.17	7 Christopher Stewart	41	AUS	4:05.41
6 German Alonso	40	ESP	54.20	6 Roger Smith	44	VEN	2:18.38	6 Gordon Benfield	41	USA	4:15.70	8 David Wilcock	41	GBR	4:06.03
7 Thomas Dixon	43	RSA	54.77	7 Ron Hess	43	USA	2:19.10	7 Joel Hoffsmith	41	USA	4:21.35	9 Roly McSorley	44	CAN	4:06.34
8 Eugene Van Kruchten	43	NED	55.37	<b>Heat 9</b>				8 Besnik Godo	40	ALB	4:23.44	10 Stan Clark	40	USA	4:07.89
<b>FINAL</b>				1 Steve Wulf	41	USA	2:02.75	9 James Whelan	41	USA	4:32.44	11 Edmund Spinney	41	USA	4:11.16
1 Rolf Gisler	41	SUI	48.10	2 Francisco				10 Bob Pertak	44	USA	4:37.78	12 Harold Ketting	41	USA	4:13.07
2 Clifton McKenzie	40	USA	48.79	3 GarciaLarranaga	44	ESP	2:04.64	11 Chuck Radis	42	USA	4:43.85	13 Tom Aspel	40	USA	4:16.13
3 Jesse Thomas	40	USA	49.92	4 Douglas Prendergast	44	CAN	2:14.66	12 Mark Lieberman	43	USA	4:52.20	14 Jonathan Hancock	42	GBR	4:17.81
4 Stephen Peters	42	GBR	50.78	5 Norman Green	44	CAN	2:15.96	<b>Heat 2</b>				<b>5,000 Meter Run</b>			
5 Alexander Poselenov	40	RUS	51.39	6 Robert Walker	43	USA	2:17.71	1 Terence Brown	40	RSA	4:09.39	<b>FINAL</b>			
6 Ralph Penn	43	USA	51.57	7 Gary Raby	42	USA	2:31.53	2 Bernhard Keller	40	GER	4:09.57	1 Barry Harwick	40	USA	15:08.80
7 Edward Gonera	43	USA	54.69	8 Harvey Greene	42	USA	2:52.23	3 Scott Robertson	40	CAN	4:10.46	2 Eduardo A. Castellano	41	VEN	15:12.77
<b>800 Meter Run</b>				- Brett Ryan	41	NZL	DQ	4 Vitor Queranza	44	BRA	4:13.67	3 Marjan Krempl	40	SLO	15:14.01
<b>HEATS</b>				<b>Heat 10</b>				5 Joseph Lehmann	40	CAN	4:15.52	4 Rick Becker	40	ESP	15:25.14
<b>Heat 1</b>				1 Jon Ireland	40	GBR	2:01.71	6 Fred Chapman	43	CAN	4:15.53	5 Juan Sousa Marquez	43	ESP	15:25.14
1 Gonzalo Mendez				2 Jonathan Hancock	42	GBR	2:03.18	7 Bernard Longechaud	43	FRA	4:17.54	6 Gerard Fairley	41	GBR	15:38.11
2 Paul Straatman	40	ESP	2:07.17	3 Bill Okerman	40	USA	2:03.32	8 Wally Barnowski	40	USA	4:22.41	7 Stan Clark	40	USA	15:41.11
3 John Molloy	44	AUS	2:07.64	4 Fernando Bento				9 Robert Brustad	42	USA	4:28.52	8 Charles McMullen	44	USA	15:41.81
4 Joseph Lehmann	40	CAN	2:10.03	5 Baptista	42	POR	2:04.51	10 Ron Downey	43	USA	4:33.46	9 Vitor Queranza	44	BRA	15:42.52
5 Oscar Rios Silva	40	COL	2:17.82	6 John Bower	44	NZL	2:19.45	11 Mike Sellon	40	CAN	4:43.48	10 Tim Otis	40	USA	15:45.85
6 Jean Palierne	40	FRA	2:18.15	7 Robert Rowland-Smith	43	AUS	2:20.79	12 Scovill Fisher	41	CAN	4:52.50	11 Rainer Muhlberg	40	GER	15:47.21
<b>Heat 2</b>				8 Mark Lieberman	43	USA	2:21.35	13 David Ward	43	USA	4:54.50	12 Francisco Gravito	42	POR	15:50.18
1 Carlos Cabral	43	POR	2:02.42	9 Zoltan Pepp	44	HUN	2:22.95	14 Robert Rowland-Smith	43	AUS	5:03.85	13 David Askin	40	NZL	15:53.60
2 Thomas Hartshorne	41	USA	2:03.41	<b>SEMI FINALS</b>				<b>Heat 3</b>				14 Thomas Cushman	41	USA	16:01.97
3 Gordon Valiant	42	CAN	2:03.43	<b>Heat 1</b>				1 Joaquim Pereira	41	POR	4:02.95	15 Lothar Guettel	40	GER	16:03.97
4 Donald Ryan	43	USA	2:11.41	1 David Wilcock	41	GBR	1:57.80	2 David Bedwell	41	GBR	4:03.21	16 Terry Stanley	42	USA	16:08.64
5 Craig Mavis	41	USA	2:19.03	2 Alexandre Gonzalez	44	FRA	1:58.16	3 David Wilcock	41	GBR	4:03.72	17 Seppo Nuolihaho	41	FIN	16:11.52
6 Jeffery Knutson	42	USA	2:29.65	3 Steve Wulf	41	USA	1:58.66	4 Gerard Fairley	41	GBR	4:04.44	18 Sean Doyle	41	USA	16:12.64
<b>Heat 3</b>				4 Bernhard Keller	40	GER	1:58.83	5 Stan Clark	40	USA	4:07.06	19 Philippe Cousin	40	FRA	16:13.82
1 Bernhard Keller	40	GER	2:04.48	5 Carlos Loaiza Londono	44	COL	1:59.67	6 Jean Paul Guetar	43	FRA	4:15.51	20 Vladimir Frolov	41	UKR	16:17.06
2 Len Claassen	44	RSA	2:05.00	6 Christopher Stewart	41	AUS	2:03.19	7 Lawrence Krol	44	USA	4:15.90	21 Jonathan Kermiet	44	USA	16:18.08
3 Viktor Flentini	40	UKR	2:05.02	7 Gordon Valiant	42	CAN	2:06.50	8 Vladimir Frolov	41	UKR	4:17.92	22 Robert Ohara	40	USA	16:20.21
4 Michel Claire	43	FRA	2:05.75	8 Ramzil Gaifutdinov	40	RUS	2:10.25	9 Gordon Valiant	42	CAN	4:26.47	23 Bob McCusker	42	USA	16:20.94
5 Luis Maiza	44	ESP	2:06.27	<b>Heat 2</b>				10 Brian Igoc	42	USA	4:29.45	24 Willem Liefers	40	NED	16:21.90
6 Steven Izzo	42	USA	2:12.53	1 Peter Mogg	40	JAM	1:59.72	11 William Doherty	42	GBR	4:32.78	25 Mike Foley	40	USA	16:23.45
7 Jerry Feldhausen	44	USA	2:14.43	2 Jon Ireland	40	GBR	2:00.01	12 Jung-Hua Lee	40	TPE	4:33.74	26 Josef Hagemann	43	GER	16:26.84
<b>Heat 4</b>				3 Gonzalo Mendez				13 Jiri Urban	40	TCH	4:50.64	27 Roger Tumasonis	42	USA	16:28.75
1 David Wilcock	41	GBR	1:59.06	4 Fraguas	40	ESP	2:00.25	14 Oscar Rios Silva	40	COL	4:59.86	28 Sadot Mendez	43	USA	16:35.19
2 Alexandre Gonzalez	44	FRA	2:02.39	5 Eugene Van Kruchten	43	NED	2:01.73	<b>Heat 4</b>				29 Juergen Wrieden	42	GER	16:36.56
3 Scott Robertson	40	CAN	2:03.61	6 Thomas Hartshorne	41	USA	2:02.47	1 Alexandre Gonzalez	44	FRA	4:07.47	30 Daniel Ricardo	40	POR	16:43.40
4 Timothy Lane	42	RSA	2:03.99	7 Dave Reed	40	CAN	2:03.25	2 Tom Aspel	40	USA	4:08.14	31 Fred Chapman	43	CAN	16:43.71
5 James Whelan	41	USA	2:09.84	8 Jerzy Mydlarz	40	POL	2:04.18	3 Roly McSorley	44	CAN	4:08.70	32 Ewen Wilson	42	AUS	16:48.11
6 Loreto Quartrini	43	ITA	2:29.09	9 Francisco	44	ESP	2:07.30	4 Harold Ketting	41	USA	4:10.38	33 Christopher Peters	40	USA	16:52.08
<b>Heat 5</b>				<b>Heat 3</b>				5 Ramzil Gaifutdinov	40	RUS	4:11.42	34 Raymond Sipperly	40	USA	16:52.55
1 Bruce Frey	41	USA	2:01.28	1 Terence Brown	40	RSA	1:57.98	6 Francisco	44	ESP	4:16.03	35 Lukas M. Barnard	40	RSA	16:54.89
2 Rick Easley	41	USA	2:01.97	2 Carlos Cabral	43	POR	1:58.03	7 Jeffrey Stone	40	USA	4:24.12	36 Stuart Nice	41	GBR	16:59.92
3 Jerzy Mydlarz	40	POL	2:02.61	3 Bruce Frey	41	USA	1:59.16	8 Thomas Luxem, Dr.	41	GER	4:25.56	37 Augusto Da Silva Pires	43	POR	17:04.44
4 Tom Aspel	40	USA	2:04.20	4 Rick Easley	41	USA	2:00.31	9 Ewen Wilson	42	AUS	4:27.64	38 Norbert Eeckhout	43	FRA	17:06.02
5 William Doherty	42	GBR	2:15.94	5 Brett Ryan	41	NZL	2:02.29	10 Steven Izzo	42	USA	4:32.55	39 Robert Brustad	42	USA	17:08.02
6 David Hartzell	42	USA	2:29.94	6 Jonathan Hancock	42	GBR	2:02.56	11 Jay Gzell	43	USA	4:36.93	40 Besnik Godo	40	ALB	17:13.18
7 Kevin Griffith	41	USA	2:33.70	7 Bill Okerman	40	USA	2:02.89	12 Ronald Abate	42	USA	4:45.27	41 Mark McGarity	41	USA	17:14.20
<b>Heat 6</b>				8 Len Claassen	44	RSA	2:03.50	13 Gary Raby	42	USA	5:06.48	42 Gerry Holliday	41	CAN	17:15.10
1 Dave Reed	40	CAN	2:06.96	- Paul Straatman	44	NED	DNF	<b>Heat 5</b>				43 Alf Fjeldstad	44	NOR	17:19.07
2 Ramzil Gaifutdinov	40	RUS	2:07.58	<b>FINAL</b>				1 Carlos Cabral	43	POR	4:10.97	44 Muya Wachira	44	CAN	17:22.50
3 German Alonso	40	ESP	2:07.98	1 Terence Brown	40	RSA	2:06.75	2 Jonathan Hancock	42	GBR	4:12.20	45 Philip Hinck	41	USA	17:22.86
4 Wally Barnowski	40	USA	2:08.17	2 David Wilcock	41	GBR	2:06.80	3 Dave Reed	40	CAN	4:13.24	46 John Bower	44	NZL	17:27.49
5 Mixalis Splagounias	43	GRE	2:16.26	3 Carlos Cabral	43	POR	2:06.81	4 Caudio Della Ragione	41	SUI	4:14.71	47 William McMullen	42	USA	17:31.62
6 Muhammad Shafiq	41	PAK	2:20.36	4 Jon Ireland	40	GBR	2:07.63	5 Lothar Guettel	40	GER	4:17.78	48 Ted Paget	44	CAN	17:31.70
- Heinrich Eidenberger	42	AUT	DNF	5 Bernhard Keller	40	GER	2:07.80	6 Roger Tumasonis	42	USA	4:22.64	49 Ron Downey	43	USA	17:34.01
<b>Heat 7</b>				6 Steve Wulf	41	USA	2:08.07	7 James Terry	44	USA	4:30.36	50 Mike Sellon	40	CAN	17:34.20
1 Terence Brown	40	RSA	2:06.29	7 Peter Mogg	40	JAM	2:08.43	8 Miguel Angel				51 Peter McGavin	44	NZL	17:50.56
2 Carlos Loaiza Londono	44	COL	2:07.26	8 Alexandre Gonzalez	44	FRA	2:10.01	9 Ramos Figueroa	43	CHI	4:38.91	52 Jacques Laliberte	42	CAN	17:56.37
3 Patrick Allard	42	FRA	2:08.19	<b>Heat 5</b>				10 Gerard Murphy	41	IRL	4:54.22	53 Eurico Fernandes	41	POR	18:00.15
4 Lawrence Krol	44	USA	2:08.46	1 Carlos Cabral	43	POR	4:10.97	10 Douglas Smith	43	CAN	5:01.43	54 Curtis Rickardson	43	USA	18:06.07
5 Mikhail Makhonine	41	UKR	2:09.62	2 Jonathan Hancock	42	GBR	4:12.20	11 Simon Jimenez	41	PER	5:06.23	55 Daniel Driskell	44	USA	18:09.17
				3 Dave Reed	40	CAN	4:13.24	- Allan Muir	40	USA	DNF	56 Gerard Murphy	41	IRL	18:15.84

Name	Age	Country	Results
57 Scovil Fisher	41	CAN	18:40.69
58 Michael Webster	44	AUS	18:46.81
59 David Macphee	40	USA	19:02.54
60 Robert Eberhardt	40	USA	19:09.80
61 Jose Lopez Burgos	44	COL	19:11.98
62 Simon Jimenez	41	PER	19:15.98
63 Lorne Chapman	40	USA	19:21.25
64 Mark Lieberman	43	USA	19:22.21
65 Kevin Griffith	41	USA	19:30.20
66 Gary Raby	42	USA	19:30.25
67 Jonathan Holmes	43	AUS	19:46.58
68 Douglas Smith	43	CAN	20:03.06
69 Ian Francis Orr	44	AUS	20:16.35
70 Jan Jaworski	44	POL	20:17.38
71 Zoltan Pepp	44	HUN	20:35.13
72 Tsuneo Kuroda	42	JPN	21:32.35
73 Mike Curry	43	USA	22:21.01
74 Richard Englehart	42	USA	23:16.93
75 Gerald Buchholz	40	USA	24:10.82
- Gordon Benfield	41	USA	DNF
- Grenville Wood	40	AUS	DNF
- Michael Rogers	40	USA	DNF

**10,000 Meter Run**

**FINAL**

1 Eduardo A. Castellano	41	VEN	31:32.60
2 Rainer Muhlberg	40	GER	32:06.04
3 Marjan Krempf	40	SLO	32:18.10
4 Rick Becker	40	USA	32:22.06
5 Tim Otis	40	USA	32:30.95
6 Charles McMullen	44	USA	32:39.13
7 Robert Ohara	40	USA	32:42.40
8 David Askin	40	NZL	32:51.66
9 Ivan Golob	40	SLO	32:54.77
10 Vitor Queranza	44	BRA	33:06.74
11 Thomas Cushman	41	USA	33:18.69
12 Sadot Mendez	43	USA	33:24.91
13 Ahmed Bendjefel	42	FRA	33:35.32
14 Fernando Costa	43	POR	33:42.39
15 Seppo Nuolialho	41	FIN	33:52.71
16 Hilario Anguiano Luna	44	MEX	34:08.11
17 Lukas M. Barnard	40	RSA	34:46.90
18 Ewen Wilson	42	AUS	34:59.46
19 Mark McGarity	41	USA	35:30.51
20 Bernard Guichonnet	42	FRA	35:37.05
21 Manuel Gama	43	USA	35:45.58
22 Timothy J. Breiner	43	USA	35:50.17
23 Karel Hovorka	44	TCH	36:03.01
24 Stewart Miyashiro	41	USA	36:13.01
25 Bernard Mercier	42	FRA	36:16.03
26 Jean Palierne	40	FRA	36:17.82
27 John Carlson	41	USA	36:30.12
28 Mario Lacchini	42	FRA	37:04.22
29 Daniel Nicnaber	44	RSA	37:24.13
30 Frans De Waal	40	NED	37:31.48
31 Joseph Sikora	43	USA	37:41.34
32 Robert Shellington	41	CAN	37:45.08
33 Gerard Murphy	41	IRL	37:58.28
34 Raymond Sanchas	44	USA	38:09.04
35 Eurico Fernandes	41	POR	38:28.98
36 Neil McRae	43	NZL	38:33.24
37 Curtis Richardson	43	USA	38:57.82
38 John Dickey	41	USA	39:18.89
39 Robert Walker	43	USA	39:42.55
40 Keith Ridler	42	USA	39:45.53
41 John O'Donnell	41	USA	40:19.11
42 Lars Andersson	44	SWE	43:49.81
43 Mike Curry	43	USA	47:58.30
- Timo Uuksulainen	44	CAN	DNF
- Harvey Greene	42	USA	DNF
- Ian Francis Orr	44	AUS	DNF
- Josef Hagemann	43	GER	DNF
- Philip Hinck	41	USA	DNF
- Gerard Fairley	41	GBR	DNF
- Alf Fjeldstad	44	NOR	DNF
- Epifanio Claros Pozo	43	BOL	DNF
- Gerry Holliday	41	CAN	DNF

Name	Age	Country	Results
- Francisco Gravito	42	POR	DNF
- Manuel EscriváMartinez	40	ESP	DNF

**5,000 Meter Race Walk**

**FINAL**

1 Warrick Yeager	41	USA	22:59.70
2 Claudio Penolazzi	40	ITA	23:13.79
3 Juergen Albrecht	42	GER	24:00.75
4 Nobuyoshi Muto	44	JPN	24:53.06
5 Pizangelo Fortunati	44	ITA	25:07.40
6 David Lawrence	40	USA	25:15.45
7 Curt Sheller	41	USA	25:30.65
8 Clyde Riddoch	41	AUS	25:32.62
9 Bernardo Zapata	41	CHI	25:43.19
10 Mario Renteria	41	MEX	26:01.62
11 Rene Corpataux	41	SUI	26:10.87
12 John P. Clifford	41	USA	26:35.10
13 Jose Yerman Vazquez Alba	43	MEX	29:53.15
14 Andrew Hecker	40	USA	30:15.52
15 Ron Winkler	44	USA	30:32.70
16 Niranjan Banerjee	44	IND	34:08.53
- Dave Gwyn	43	USA	DNF
- Antonio Egea	41	ESP	DNF
- Uriel Barrera Villa	40	CHI	DQ
- Daniel Brot	42	SUI	DQ
- Michel Jomini	44	SUI	DQ

**110 Meter High Hurdles 39"**

**HEATS**

Heat 1 Wind Reading: 0.6			
1 Colin Williams	42	USA	15.00
2 Albert Meier	42	SUI	16.86
3 Gaminí Weerasinghe	41	SRI	17.04
Heat 2 Wind Reading: 6.0			
1 Robert Zahn	41	USA	15.44
2 Roland Hepperle	40	GER	16.55
3 Michael Radiff	43	USA	17.30
4 John Kapturowski	40	USA	19.11
5 Jim Geer	41	CAN	19.25
Heat 3 Wind Reading: 2.4			
1 Antonio Pina Florit	44	ESP	16.50
2 Jean Pierre Porcher	41	FRA	16.59
3 David Ortman	42	USA	16.86
4 Sergio Angulo	43	USA	17.99
- Istvan Filakovity	40	HUN	DNF
Heat 4 Wind Reading: 4.8			
1 Nathan Robinson	43	USA	15.29
2 Dale Smith	41	USA	16.69
3 Eugene Nagdaev	40	RUS	17.09
4 Eric Mielle	42	FRA	18.36
- Max Peyer	43	SUI	DNF
Heat 5 Wind Reading: 3.5			
1 Nicolas Frylinck	40	RSA	15.05
2 Philip McIlfatrick	41	GBR	15.13
3 Jose-Luis Codera	40	ESP	16.59
4 James Cole	40	USA	18.68
- Conrad Burge	44	AUS	DNF

**SEMI FINALS**

Heat 1 Wind Reading: -6.7			
1 Colin Williams	42	USA	15.45
2 Antonio Pina Florit	44	ESP	16.78
3 Robert Zahn	41	USA	16.79
4 David Ortman	42	USA	18.28
5 Sergio Angulo	43	USA	18.68
6 Gaminí Weerasinghe	41	SRI	19.54
- Jean Pierre Porcher	41	FRA	DNF
- Dale Smith	41	USA	DNF
Heat 2 Wind Reading: -4.9			
1 Nicolas Frylinck	40	RSA	16.03
2 Philip McIlfatrick	41	GBR	16.18
3 Nathan Robinson	43	USA	16.47

Name	Age	Country	Results
4 Michael Radiff	43	USA	17.07
5 Albert Meier	42	SUI	17.22
6 Roland Hepperle	40	GER	18.01
7 Jose-Luis Codera	40	ESP	18.17

**FINAL**

1 Colin Williams	42	USA	15.50
2 Nicolas Frylinck	40	RSA	16.19
3 Robert Zahn	41	USA	16.22
4 Philip McIlfatrick	41	GBR	16.51
5 Antonio Pina Florit	44	ESP	16.76
6 Nathan Robinson	43	USA	17.18
7 Michael Radiff	43	USA	17.66
8 David Ortman	42	USA	17.76

**400 Meter Int Hurdles 36"**

**HEATS**

Heat 1			
1 Alexander Poselenov	40	RUS	59.66
2 Albert Meier	42	SUI	59.67
3 Claudio Rapaccioni	41	ITA	1:01.26
4 Jung-Hua Lee	40	TPE	1:04.57
5 Eric Mielle	42	FRA	1:04.95
6 Sergio Angulo	43	USA	1:05.34
Heat 2			
1 Mike Pannell	41	USA	1:01.78
2 Louis Nel	44	RSA	1:02.43
3 Robert Lawson	42	GBR	1:03.07
4 Mixalis Splagounias	43	GRE	1:07.65
Heat 3			
1 Horace Hudson	42	USA	1:01.71
2 Gaminí Weerasinghe	41	SRI	1:02.27
3 Michael Radiff	43	USA	1:03.76
4 Istvan Filakovity	40	HUN	1:05.45
5 Charles Swanekamp	41	USA	1:07.06
Heat 4			
1 Keith Witherspoon	42	USA	1:02.56
2 Dale Smith	41	USA	1:03.40
3 Andrew Hecker	40	USA	1:07.09
4 Basil Carnie	44	RSA	1:07.18
5 Jaak Turro	43	EST	1:11.75
Heat 5			
1 David Ortman	42	USA	1:00.95
2 Guy Marguin	40	FRA	1:00.99
3 Russell Jacquet-Acca	42	USA	1:02.32
4 Jim Geer	41	CAN	1:04.76
5 James Cole	40	USA	1:06.52
6 Alain Tirmarche	41	FRA	1:06.78

**SEMI FINALS**

Heat 1			
1 Guy Marguin	40	FRA	59.94
2 Albert Meier	42	SUI	1:00.03
3 Russell Jacquet-Acca	42	USA	1:00.05
4 Alexander Poselenov	40	RUS	1:00.24
5 Robert Lawson	42	GBR	1:04.17
Heat 2			
1 Mike Pannell	41	USA	1:01.40
2 Horace Hudson	42	USA	1:01.77
3 Louis Nel	44	RSA	1:01.85
4 Jim Geer	41	CAN	1:05.12
5 Jung-Hua Lee	40	TPE	1:05.40
6 Dale Smith	41	USA	1:08.04
Heat 3			
1 Keith Witherspoon	42	USA	1:00.62
2 Claudio Rapaccioni	41	ITA	1:00.68
3 David Ortman	42	USA	1:00.74
4 Gaminí Weerasinghe	41	SRI	1:02.88
5 Michael Radiff	43	USA	1:08.87

**FINAL**

1 Mike Pannell	41	USA	56.77
2 Albert Meier	42	SUI	56.92
3 Alexander Poselenov	40	RUS	57.19
4 Keith Witherspoon	42	USA	58.63
5 Guy Marguin	40	FRA	1:00.31

**3,000 Meter Steeplechase**

**FINAL**

1 John Greig Underwood	40	USA	9:44.98
2 Patrick Allard	42	FRA	9:49.56
3 Michel Claire	43	FRA	9:52.93
4 Clay Stenberg	41	USA	10:01.36
5 Joaquim Pereira	41	POR	10:12.04
6 Frederick Robbins	40	CAN	10:29.78
7 Tim McMullen	42	USA	10:31.20
8 Stuart Nice	41	GBR	10:34.63
9 Juan Sousa Marquez	43	ESP	10:41.14
10 Roger Gutzwiller	42	USA	10:51.56
11 Geoff Holden	41	AUS	11:00.23
12 Brent Ayer	40	USA	11:20.46
13 Steve Ottaway	42	USA	11:22.85
14 Jose L. Guedes Marques	44	POR	11:23.82
15 Philip Hinck	41	USA	11:28.17
16 Chuck Radis	42	USA	11:32.23
17 William Weigel	44	USA	11:33.15
18 Jose Cunha	41	POR	11:34.91
19 James Cole	40	USA	11:48.16
20 Peter McGavin	44	NZL	11:52.07
21 Neil McRae	43	NZL	11:57.03
22 Douglas Smith	43	CAN	12:48.84
- Brett Ryan	41	NZL	DNF

**4x100 Meter Relay**

1 Great Britain	43.01
Walwyn Franklyn	42
Joseph Caines	43
Stephen Peters	42
Alasdair Ross	43
2 United States	43.74
Richard Thomas	42
Thomas A. Jones	41
Robert Bowen	43
Jesse Thomas	40
3 France	44.68
Jean Pierre Dassonville	40
Pierre Simon	47
Guy Marguin	40
Andre Drutinus	40
4 Canada	44.76
George Kenins	43
Harold Iao Morioka	52
Thomas Dickson	42
Robert Zimmerman	48
5 Russia	45.66
Alexander Poselenov	40
Vadim Marshev	56
Anatoly Bobrov	45
Leonid Baiborodin	48
6 Germany	45.76
Martin Walter	40
Thomas Hoener	41
Reinhard Michelchen	41
Klaus-Peter Neuedorf	40
7 Republic of South Africa	46.35
Terence Brown	40
Thomas Dixon	43
Basil Carnie	44
Len Claassen	44
8 Australia	47.57
Graeme Noden	57
Victor Ramondetta	40
Stephen Baird	44
Martin Lynch	43

Name	Age	Country	Results
<b>Brazil</b>			
DNF			
Almir De Sa	41		
Cesar Luiz Silva	40		
Luiz Felipe Pereira	46		
Luiz Antonio Fagundes	43		

<b>4x400 Meter Relay</b>			
1	Great Britain		3:25.81
	Jon Ireland	40	
	Alasdair Ross	43	
	Stephen Peters	42	
	Joseph Caines	43	

2	United States		3:26.03
	Rick Easley	41	
	Michael Radiff	43	
	Ralph Penn	43	
	Jesse Thomas	40	

3	France		3:31.80
	Jean Pierre Dassonville	40	
	Jean Claude Andre	40	
	Guy Marguin	40	
	Andre Druzinus	40	

4	Republic of South Africa		3:37.55
	Len Claassen	44	
	Thomas Dixon	43	
	Basil Carnie	44	
	Terence Brown	40	

5	Germany		3:43.30
	Reinhard Michelchen	41	
	Thomas Hoener	41	
	Martin Walter	40	
	Klaus-Peter Neuendorf	40	

6	Canada		3:47.69
	Dave Reed	40	
	Robert Mark Davidson	40	
	Scott Robertson	40	
	Roly McSorley	44	

<b>High Jump</b>			
FINAL			
1	James Barrineau	40 USA	2.11m
2	Dwight Stones	41 USA	2.08m
3	Reinhard Heidemann	43 GER	1.90m
4	Jean Claude Andre	40 FRA	1.90m
5	Melvyn Embree	40 USA	1.86m
6	Walden Curry	42 USA	1.86m
7	Steve Harkins	44 USA	1.86m
8	Ken Rowe	42 USA	1.86m
9	Dan Goia	40 USA	1.78m
10	Edward Fern	40 BAR	1.78m
11	Viktoras Kukovas	43 LTU	1.74m
12	Eugene Nagdaev	40 RUS	1.74m
13	Klaus-Peter Neuendorf, Dr.	40 GER	1.70m
14	Roland Hepperle	40 GER	1.70m
14	David Ortman	42 USA	1.70m
16	Robert Mark Davidson	40 CAN	1.66m
17	Kevin Donovan	43 USA	1.66m
17	Sergey Mitrov	43 RUS	1.66m
19	Gamini Weerasinghe	41 SRI	1.62m
20	Per Kofoed-Nielsen	44 DEN	1.62m
21	Robert Eberhardt	40 USA	1.58m
22	Martin Walter	40 GER	1.54m
23	Richard Watson	42 USA	1.44m

Name	Age	Country	Results
<b>Pole Vault</b>			
FINAL			

1	Larry Jesse	43 USA	4.60m
2	Erno Mako	40 HUN	4.60m
3	Mike Hogan	41 USA	4.45m
4	Antonin Hadlinger	43 TCH	4.30m
4	Kristjan Gissurarson	42 ISL	4.30m
6	Jim Williams	43 USA	4.30m
7	Michael McGinnis	40 USA	4.30m
7	Rolf Nucklies	40 GER	4.30m
9	Carl Anderson	43 USA	4.15m
10	Jeffery Kingstad	42 USA	4.15m
10	Frans Van Der Ham	40 NED	4.15m
12	Doug Sparks	42 USA	4.15m
13	Peter McGinnis	40 USA	4.00m
14	Roland Hepperle	40 GER	4.00m
15	Andre Veyron	43 FRA	3.85m
15	Andreas Moskopoulou	41 GRE	3.85m
15	Gray Watkins	43 USA	3.85m
18	Nikos Karatasos	42 GRE	3.85m
19	Steve Gorman	43 USA	3.70m
20	Gerard Demontigny	41 FRA	3.70m
20	Fotis Katsikas	44 GRE	3.70m
22	Donald Knapp	44 USA	3.70m
-	Andre Cimala	44 FRA	NH
-	Frank Giardina	44 USA	NH
-	Jean Yves Legall	40 FRA	NH
-	Helmut Arlt	41 GER	NH
-	Richard Christoph	43 USA	NH
-	Kenneth, J. Roblee	43 USA	NH

<b>Long Jump</b>			
FINAL			
1	Richard Thomas	42 USA	6.91m 2.1
2	Jaroslav Calda	42 TCH	6.81m 3.0
3	Keith Witherspoon	42 USA	6.77m 3.2
4	Eugene Pudovnikov	41 RUS	6.49m 1.1
5	Jan Kotowski	43 POL	6.44m 1.7
6	Larry Vollmer	42 USA	6.37m 3.4
7	John Kuechle	43 USA	6.10m 1.8
8	Johann Dullinger	42 AUT	6.02m 2.8
9	Thomas Hoener	41 GER	5.91m -1.0
10	Ron Thompson	44 CAN	5.90m 0.4
11	Nicolas Frylinck	40 RSA	5.77m 2.7
12	Hiroshi Ikeuchi	41 JPN	5.76m 2.3
13	Philip Mellfratrick	41 GBR	5.71m 2.4
13	David Ortman	42 USA	5.71m 2.2
15	Ken Felepchuk	40 CAN	5.64m 1.5
16	Basil Carnie	44 RSA	5.62m 3.4
17	Dan Goia	40 USA	5.59m 2.3
17	Alexander Golishkov	44 RUS	5.59m -0.8
19	Marek Nowicki	43 CAN	5.57m 0.9
19	Eddie Mose	40 USA	5.57m 2.0
21	William Thornsley	43 USA	5.55m 3.1
22	Chi-Hung Yu	44 TPE	5.45m 0.6
23	Andrew Hecker	40 USA	5.39m 2.7
24	Almir De Sa	41 BRA	5.37m 2.7
25	Kevin Donovan	43 USA	5.16m 1.1
26	Jean Yves Legall	40 FRA	5.05m 3.0
27	Frederick D. Murrell III	42 USA	5.01m 2.7
-	Wolfgang Gernigau		FOUL
-	John Drebus	44 USA	ND NWI

<b>Triple Jump</b>			
FINAL			
1	Wolfram Walter	40 GER	14.54m 3.3
2	Keith Witherspoon	42 USA	14.30m 2.6
3	Heinz-Arno Kueppers	41 GER	14.07m 4.3
4	Eugene Pudovnikov	41 RUS	14.03m 5.1
5	Didier Coatmelec	41 FRA	14.02m 4.7
6	Jaroslav Calda	42 TCH	13.86m 4.2
7	Crescenzo Magchetti	44 ITA	13.79m 2.9
8	Peter Gerth	40 GER	13.49m 4.0

Name	Age	Country	Results
9	Gary Gallagher	40 GBR	13.29m 5.5
10	Klaus-Peter Neuendorf, Dr.	40 GER	12.99m 3.4
11	Jochen Meyer	42 GER	12.72m 5.5
12	Wolfgang Gernigau	44 GER	12.20m 4.7
13	Julian Pelka	44 POL	12.16m 3.2
14	Anthony Santos	44 USA	12.07m 4.5
15	William Thornsley	43 USA	12.05m 3.1
16	Gamini Weerasinghe	41 SRI	12.05m 4.2
17	Andrew Hecker	40 USA	10.91m 4.1
18	Sukhnain Singh	41 IND	10.80m 4.7
19	Sergio Angulo	43 USA	10.19m 3.0
20	Chinna Devadarashan	43 IND	9.80m 2.3
-	Laszlo Csaranko	44 HUN	ND NWI
-	Tiit Veiber	42 EST	ND NWI

<b>Shot Put 7.26 kg</b>			
FINAL			
1	Claus-Dieker Fohrenbach	40 GER	17.17m
2	Vassilios Maganas	41 GRE	16.26m
3	Uno Ojano	41 EST	15.02m
4	Manfred Kaiser	43 GER	14.85m
5	Roger Kamla	43 USA	13.95m
6	Karl Johnson	43 USA	13.91m
7	Jacek Szadziuk	43 CAN	13.76m
8	Lokesh Mendon Laxman	40 IND	13.74m
9	Raymond Fogg	44 USA	13.67m
10	Didier Cognard	40 FRA	13.45m
11	Marijan Stimec	44 SLO	12.89m
12	Robert Gunn	42 USA	12.71m
13	Alberto Luis Peralta	42 ARG	12.63m
14	Patrick Burns	42 USA	12.33m
15	Domingo H. Grueso	43 COL	12.04m
16	Reinhard Gertner	41 GER	11.92m
17	Raymond Bzibziak	41 USA	11.80m
18	Waclaw Krankowski	44 POL	11.24m
19	Rodney Krzysztof	40 USA	11.15m
20	Reinhard Metelmann	44 GER	10.53m
21	Edward Daniels	42 USA	10.33m
22	Richard Watson	42 USA	9.89m
23	Jeffrey Copland	43 USA	9.37m
24	Alfred Cain	44 USA	9.15m
25	Dayantha Ranasinghe	41 SRI	9.13m
26	Cesar Luiz Silva	40 BRA	8.62m
-	Sotiris Maheras	41 GRE	ND

<b>Discus Throw 2 kg</b>			
FINAL			
1	Kazimierz Jankowski	42 POL	47.78m
2	Roger Kamla	43 USA	46.50m
3	Dennis Umshler	43 USA	45.62m
4	Karl Johnson	43 USA	42.38m
5	Manfred Kaiser	43 GER	40.02m
6	Alberto Luis Peralta	42 ARG	39.80m
7	Jean Pierre Sagnette	44 FRA	39.46m
8	Reinhard Gertner	41 GER	39.30m
9	Richard Healy	40 GBR	38.80m
10	Thomas Bezruczyk	44 USA	38.62m
11	Felix Marrugo Torres	41 COL	38.44m
12	Domingo H. Grueso	43 COL	37.78m
13	Patrick Burns	42 USA	37.24m
14	Raymond Bzibziak	41 USA	36.60m
15	Waclaw Krankowski	44 POL	35.52m
16	Johan Allers	44 RSA	33.86m
17	Edward Daniels	42 USA	33.20m
18	Richard Watson	42 USA	33.18m
19	Michael Fortunato	42 USA	32.36m
20	Jacek Szadziuk	43 CAN	32.26m
21	Alfred Cain	44 USA	31.20m
22	Rodney Krzysztof	40 USA	30.12m
23	Charles Swanekamp	41 USA	23.08m
24	Sotiris Maheras	41 GRE	22.94m

<b>Hammer Throw 7.26 kg</b>			
FINAL			
1	Vassilios Maganas	41 GRE	60.06m
2	Peter J. Farmer	43 USA	57.22m
3	Dominique Bonal	41 FRA	52.78m
4	David Vandergriff	40 USA	48.04m
5	Carl Reichard	42 USA	47.06m
6	Rudolf Siart	41 AUT	47.00m
7	Athanasios Kalantzis	40 GRE	46.90m
8	Edward Daniels	42 USA	40.32m
9	Sankara Pillai	43 IND	35.80m
10	Forrest Brouillard	41 USA	31.56m
11	Robert Striga	42 CRO	26.64m
12	Richard Watson	42 USA	23.14m
-	Sotiris Maheras	41 GRE	ND

<b>Javelin Throw 800g</b>			
FINAL			
1	Michael Brown	41 USA	61.00m
2	Stanislaw Zabinski	41 POL	60.32m
3	James Kirby	40 USA	60.18m
4	Thomas Nielsen	42 USA	57.82m
5	John Rafiel Alexander	42 VEN	55.10m
6	Michael Finkibeiner	41 CAN	54.06m
7	Folgo Dellavedova	44 CAN	52.22m
8	Manfred Bauly	40 AUT	51.36m
9	Jean-Marc Rapin	40 SUI	50.12m
10	Gaboe Horvath	41 HUN	48.22m
11	Dayantha Ranasinghe	41 SRI	45.40m
12	Richard Watson	42 USA	43.76m
13	Richard Scott-Johnson	40 USA	42.76m
14	Helmut Arlt	41 GER	41.56m
15	Chao-Neng Ho	44 TPE	41.20m
16	Thomas Caulfield	41 USA	31.38m
17	John Sullivan	44 USA	31.16m

<b>Decathlon</b>			
1	Stan Vegar	USA	7473
	100	13.14	549 w:-8.5
	LJ	6.06m	771 w: 4.0
	SP	13.05m	718
	HJ	1.91m	944
	400	56.35	687
	110HH	15.74	889 w: 5.4
	DT	40.52m	675
	PV	4.20m	856
	JT	50.34m	731
	1500	5:00.03	653
2	Roland Hepperle	GER	6870
	100	13.12	552 w:-4.8
	LJ	6.11m	785 w: 2.6
	SP	10.47m	551
	HJ	1.73m	758
	400	56.84	667
	110HH	16.45	808 w: 5.4
	DT	36.88m	601
	PV	4.20m	856
	JT	48.86m	704
	1500	5:11.36	588
3	Klaus-Peter Neuendorf, Dr.	GER	6728
	100	12.80	608 w:-4.7
	LJ	6.20m	809 w: 3.3
	SP	10.53m	556
	HJ	1.76m	785
	400	55.70	713
	110HH	15.	

Name	Age	Country	Results	Name	Age	Country	Results	Name	Age	Country	Results	Name	Age	Country	Results
4 Jeffrey Watry		USA	6642	10 Julian Peika		POL	5718	16 Robert Doran		USA	5340	22 Basil Carnie		RSA	4872
100	13.22	534	w:-5.3	100	12.85	599	w:-5.3	100	13.75	446	w:-8.5	100	12.78	612	w:-4.7
LJ	5.95m	743	w: NWI	LJ	6.16m	797	w: NWI	LJ	5.92m	734	w: 5.4	LJ	5.46m	619	w: 4.9
SP	11.20m	599		SP	10.30m	540		SP	8.11m	401		SP	9.72m	504	
HJ	1.88m	915		HJ	1.64m	670		HJ	1.70m	731		HJ	1.55m	585	
400	56.21	692		400	58.69	596		400	58.23	613		400	57.55	639	
110HH	16.46	807	w: 5.4	110HH	18.78	571	w: 7.0	110HH	17.65	681	w: 7.0	110HH	20.20	447	w: 7.0
DT	33.12m	526		DT	30.52m	475		DT	26.00m	386		DT	25.48m	376	
PV	3.30m	560		PV	2.70m	381		PV	2.50m	326		PV	2.40m	298	
JT	41.30m	571		JT	47.74m	685		JT	35.82m	476		JT	26.32m	315	
1500	4:52.86	695		1500	5:47.13	404		1500	5:19.09	546		1500	5:32.25	477	
5 Michael Hill		USA	6404	11 Arno Roeser		AUT	5716	17 Laszlo Csaranko		HUN	5100	23 Melvyn Embret		USA	4832
100	12.61	643	w:-4.7	100	12.93	586	w:-2.6	100	13.72	451	w:-8.5	100	12.98	576	w:-5.3
LJ	6.22m	814	w: 5.1	LJ	6.15m	795	w: 2.9	LJ	5.52m	632	w: 6.2	LJ	4.83m	469	w: NWI
SP	11.46m	615		SP	8.95m	454		SP	10.20m	534		SP	9.15m	467	
HJ	1.70m	731		HJ	1.61m	636		HJ	1.64m	670		HJ	1.85m	887	
400	55.78	709		400	56.12	696		400	1:05.26	372		400	1:01.90	480	
110HH	15.83	878	w: 5.4	110HH	17.95	651	w: 7.0	110HH	18.80	569	w: 1.6	110HH	17.36	711	w: 1.6
DT	36.24m	589		DT	27.08m	407		DT	29.06m	446		DT	22.60m	321	
PV	NH	0		PV	2.90m	439		PV	3.00m	467		PV	2.40m	298	
JT	48.12m	692		JT	37.94m	513		JT	41.80m	580		JT	28.26m	348	
1500	4:46.77	733		1500	5:20.34	539		1500	5:52.44	379		1500	6:16.87	275	
6 Jean Pierre Porcher		FRA	6319	12 Antonio Pina Florit		ESP	5685	18 Johan Allers		RSA	5088	24 Gerard Demontigny		FRA	4820
100	13.42	501	w:-8.5	100	12.23	717	w:-4.7	100	13.35	513	w:-5.3	100	13.96	413	w:-5.7
LJ	5.40m	604	w: 5.0	LJ	5.15m	544	w: 3.7	LJ	4.77m	455	w: NWI	LJ	4.95m	496	w: NWI
SP	11.85m	640		SP	10.18m	533		SP	10.09m	527		SP	11.70m	631	
HJ	1.82m	850		HJ	1.58m	610		HJ	1.52m	552		HJ	1.43m	472	
400	58.91	587		400	58.33	609		400	58.87	589		400	1:04.75	387	
110HH	15.97	862	w: 7.0	110HH	16.31	823	w: 7.0	110HH	20.07	457	w: 1.6	110HH	20.35	434	w: 5.7
DT	36.08m	585		DT	36.40m	592		DT	31.12m	487		DT	30.64m	477	
PV	3.30m	560		PV	2.70m	381		PV	2.70m	381		PV	3.40m	590	
JT	45.40m	644		JT	35.10m	464		JT	42.72m	596		JT	38.76m	527	
1500	5:30.50	486		1500	5:45.42	412		1500	5:21.74	531		1500	5:49.44	393	
7 Nicholas Phipps		GBR	6308	13 Ronald Cameron		USA	5632	19 Hans Ercklentz		GER	5084	25 Michael Sayers		USA	4687
100	12.77	614	w:-4.7	100	13.77	444	w:-6.2	100	13.02	569	w:-4.8	100	13.98	412	w:-4.8
LJ	5.80m	704	w: 2.7	LJ	5.70m	679	w: 2.9	LJ	5.51m	630	w: 1.8	LJ	5.03m	514	w: 2.7
SP	12.91m	709		SP	10.53m	556		SP	8.64m	435		SP	8.22m	408	
HJ	1.61m	636		HJ	1.67m	696		HJ	1.52m	552		HJ	1.46m	496	
400	59.32	572		400	57.79	630		400	1:00.15	542		400	1:03.22	436	
110HH	16.58	794	w: 5.4	110HH	18.41	607	w: 7.0	110HH	18.97	553	w: 1.6	110HH	21.79	324	w: 5.4
DT	39.28m	650		DT	31.62m	496		DT	26.20m	390		DT	29.96m	464	
PV	3.60m	654		PV	3.10m	498		PV	2.90m	439		PV	3.40m	590	
JT	43.24m	605		JT	39.00m	531		JT	35.70m	474		JT	43.84m	616	
1500	5:54.44	370		1500	5:28.76	495		1500	5:27.72	500		1500	5:42.29	427	
8 Thomas Hoener		GER	5951	14 Russell Jacquet-Acea		USA	5609	20 Joachim Ebener		GER	5068	26 Richard Watson		USA	4650
100	12.30	703	w:-2.6	100	12.72	624	w:-5.7	100	13.86	430	w:-4.7	100	15.20	244	w:-5.3
LJ	6.17m	802	w: 5.3	LJ	5.61m	655	w: NWI	LJ	5.19m	552	w: 2.2	LJ	4.84m	471	w: NWI
SP	10.35m	544		SP	8.06m	398		SP	10.88m	578		SP	9.91m	516	
HJ	1.58m	610		HJ	1.43m	472		HJ	1.52m	552		HJ	1.46m	496	
400	56.51	680		400	55.33	728		400	1:03.32	433		400	1:04.48	396	
110HH	17.87	659	w: 5.4	110HH	17.06	742	w: 1.6	110HH	20.75	401	w: 5.7	110HH	20.48	424	w: 5.4
DT	29.16m	448		DT	25.02m	367		DT	33.82m	540		DT	34.50m	554	
PV	2.50m	326		PV	3.20m	527		PV	3.40m	590		PV	3.00m	467	
JT	37.96m	514		JT	38.00m	514		JT	43.36m	608		JT	43.34m	607	
1500	4:57.99	665		1500	5:12.51	582		1500	5:51.43	384		1500	5:32.63	475	
9 Wayne Dubose		USA	5922	15 Per Kofoed-Nielsen		DEN	5570	21 Kelly Mearns		USA	4985	27 Clyde Riddoch		AUS	4599
100	13.04	565	w:-4.8	100	13.31	518	w:-4.8	100	13.55	480	w:-5.3	100	14.75	301	w:-8.5
LJ	5.29m	576	w: 3.0	LJ	5.56m	644	w: 4.8	LJ	5.45m	615	w: NWI	LJ	4.98m	502	w: 5.3
SP	10.07m	526		SP	8.56m	430		SP	9.40m	483		SP	9.14m	466	
HJ	1.58m	610		HJ	1.67m	696		HJ	1.61m	636		HJ	1.49m	528	
400	57.43	644		400	58.39	607		400	1:03.08	441		400	1:01.05	510	
110HH	17.66	681	w: 1.6	110HH	18.68	580	w: 7.0	110HH	19.29	525	w: 5.7	110HH	20.37	432	w: 5.4
DT	31.14m	487		DT	25.04m	368		DT	27.94m	424		DT	31.80m	500	
PV	3.20m	527		PV	3.00m	467		PV	3.00m	467		PV	2.00m	197	
JT	48.72m	702		JT	45.90m	652		JT	34.04m	446		JT	37.68m	509	
1500	5:08.44	604		1500	5:07.81	608		1500	5:33.88	468		1500	4:59.80	654	

Name	Age	Country	Results	Name	Age	Country	Results	Name	Age	Country	Results	Name	Age	Country	Results
28 Bernard Germond		FRA	4590	34 Andrew Hecker		USA	4320	40 Reinhard Metelmann		GER	2794	46 Solomon Mohanath		IND	1508
100	13.60	471	w:-5.7	100	14.19	379	w:-6.2	100	14.43	346	w:-2.6	100	14.95	275	w:-8.9
LJ	5.30m	580	w: NWI	LJ	5.37m	595	w: 3.1	LJ	4.77m	455	w: 2.3	LJ	4.27m	346	w: 6.7
SP	8.60m	432		SP	6.24m	284		SP	10.65m	563		SP	9.47m	487	
HJ	1.46m	496		HJ	1.55m	585		HJ	1.52m	552		HJ	1.34m	396	
400	59.74	557		400	1:00.45	531		400	1:05.25	372		400		0	
110HH	22.15	299	w: 5.7	110HH	19.59	499	w: 5.7	110HH	DNF	0		110HH	NT	0	
DT	25.02m	367		DT	19.34m	260		DT	32.12m	506		DT	ND	0	
PV	2.60m	352		PV	2.30m	273		PV	NH	0		PV	NH	0	
JT	36.02m	480		JT	27.88m	341		JT	ND	0		JT	ND	0	
1500	5:17.13	556		1500	5:14.10	573		1500	NT	0		1500	NT	0	
29 Philip Mulkey		USA	4558	35 Hildebrand Geis		GER	3798	41 Frans Van Der Ham		NED	2070	47 Serge Zharikov		RUS	928
100	13.96	413	w:-2.6	100	13.28	523	w:-4.7	100	12.47	671	w:-4.8	100	14.18	380	w:-4.9
LJ	5.28m	574	w: 6.1	LJ	5.08m	527	w: 4.8	LJ	6.21m	811	w: 3.3	LJ	5.17m	548	w: 1.9
SP	10.19m	534		SP	9.36m	481		SP	11.03m	588		SP	ND	0	
HJ	1.37m	419		HJ	1.55m	585		HJ	NH	0		HJ	NH	0	
400	1:02.86	448		400	1:01.72	487		400		0		400		0	
110HH	20.62	412	w: 5.4	110HH	19.94	468	w: 5.7	110HH	NT	0		110HH	NT	0	
DT	32.32m	510		DT	26.76m	401		DT	ND	0		DT	ND	0	
PV	2.90m	439		PV	2.50m	326		PV	NH	0		PV	NH	0	
JT	36.78m	493		JT	ND	0		JT	ND	0		JT	ND	0	
1500	6:06.94	316		1500	NT	0		1500	NT	0		1500	NT	0	
30 Richard Borek		CAN	4477	36 Johann Dullinger		AUT	3393	42 Raul Mora Araya		CRC	2025	48 Del Barrett		USA	798
100	14.16	383	w:-5.7	100	14.10	393	w:-6.2	100	13.82	436	w:-4.7	100	13.94	417	w:-6.1
LJ	4.75m	451	w: NWI	LJ	5.55m	641	w: 3.5	LJ	4.84m	471	w: 2.8	LJ	4.42m	377	w: 1.9
SP	7.08m	337		SP	9.19m	470		SP	8.55m	429		SP	ND	0	
HJ	1.61m	636		HJ	1.46m	496		HJ	1.37m	419		HJ	NH	0	
400	59.45	567		400	1:03.41	430		400	1:08.83	270		400		0	
110HH	21.00	382	w: 5.4	110HH	19.18	535	w: 5.7	110HH	NT	0		110HH	NT	0	
DT	20.86m	288		DT	28.12m	428		DT	ND	0		DT	ND	0	
PV	3.00m	467		PV	NH	0		PV	NH	0		PV	NH	0	
JT	24.50m	285		JT	ND	0		JT	ND	0		JT	ND	0	
1500	4:55.33	681		1500	NT	0		1500	NT	0		1500	NT	0	
31 Helmut Arlt		GER	4402	37 Sigfried Stark		GER	3352	43 Alfred Lang		GER	1945	1 Vassilios Maganas		GRE	3914
100	13.92	420	w:-2.6	100	13.48	490	w:-6.2	100	14.38	351	w:-6.2	HT	58.86m	931	
LJ	4.83m	469	w: 2.3	LJ	6.34m	847	w: 5.1	LJ	5.11m	533	w: 3.4	SP	15.32m	865	
SP	9.31m	477		SP	12.29m	668		SP	10.18m	533		DT	31.68m	498	
HJ	1.37m	419		HJ	1.76m	785		HJ	1.49m	528		JT	41.58m	576	
400	1:00.39	533		400	59.60	562		400	NT	0		WT	18.30m	1044	
110HH	19.32	522	w: 5.4	110HH	NT	0		110HH	NT	0					
DT	27.22m	410		DT	ND	0		DT	ND	0					
PV	NH	0		PV	NH	0		PV	NH	0					
JT	46.10m	656		JT	ND	0		JT	ND	0					
1500	5:28.41	496		1500	NT	0		1500	NT	0					
32 Eddie Mose		USA	4379	38 Uwe Hildebrandt		GER	3221	44 Domingo H. Grueso		COL	1915	2 Gary England		USA	3833
100	12.30	703	w:-5.7	100	14.47	340	w:-4.8	100	12.69	629	w:-5.7	HT	43.52m	648	
LJ	5.87m	723	w: NWI	LJ	4.51m	398	w: 1.8	LJ	5.71m	682	w: NWI	SP	15.48m	876	
SP	10.46m	551		SP	8.35m	417		SP	11.29m	604		DT	42.22m	710	
HJ	1.37m	419		HJ	1.37m	419		HJ	NH	0		JT	53.92m	795	
400	1:02.72	453		400	1:08.47	280		400		0		WT	14.58m	804	
110HH	19.16	537	w: 1.6	110HH	22.23	293	w: 5.9	110HH	NT	0					
DT	28.90m	443		DT	26.16m	389		DT	ND	0					
PV	NH	0		PV	NH	0		PV	NH	0					
JT	38.26m	518		JT	33.44m	435		JT	ND	0					
1500	7:45.80	32		1500	6:23.48	250		1500	NT	0					
32 Joachim Protz		GER	4379	39 Edward Fern		BAR	2856	45 Andre Cimala		FRA	1585	3 Kazimierz Jankowski		POL	3247
100	13.50	487	w:-5.3	100	13.77	444	w:-2.6	100	13.65	463	w:-6.2	HT	37.34m	535	
LJ	4.99m	506	w: NWI	LJ	5.35m	591	w: 4.3	LJ	5.54m	639	w: 2.5	SP	12.96m	712	
SP	8.44m	422		SP	10.32m	542		SP	9.40m	483		DT	44.24m	751	
HJ	1.43m	472		HJ	1.70m	731		HJ	NH	0		JT	38.42m	521	
400	1:01.39	498		400	1:02.84	449		400		0		WT	13.40m	728	
110HH	20.49	423	w: 5.7	110HH	25.82	99	w: 1.6	110HH	NT	0					
DT	22.52m	320		DT	ND	0		DT	ND	0					
PV	2.70m	381		PV	NH	0		PV	NH	0					
JT	35.66m	474		JT	ND	0		JT	ND	0					
1500	5:48.80	396		1500	NT	0		1500	NT	0					
46 Victor Gruzhenkin		RUS	3178	45 Andre Cimala		FRA	1585	5 Richard McMullin		USA	2997	4 David Vandergriff		USA	2949
HT	32.98m	457		100	13.77	444	w:-2.6	HT	35.08m	494		HT	47.16m	715	
SP	12.97m	712		LJ	5.35m	591	w: 4.3	SP	11.58m	623		SP	10.54m	556	
DT	39.12m	646		SP	10.32m	542		DT	38.32m	630		DT	33.90m	542	
JT	54.12m	798		HJ	1.70m	731		JT	48.54m	699		JT	28.54m	352	
WT	10.84m	565		400	1:02.84	449		WT	10.62m	551		WT	14.26m	784	

Weight Pentathlon



Name	Age	Country	Results	Name	Age	Country	Results	Name	Age	Country	Results	Name	Age	Country	Results
7 Kim Salzer		USA	2937	19 Forrest Brouillard		USA	1508	3 Great Britain			1:48:55	7 Alex Tcherednitchenk	40	RUS	2:35:40
HT	34.46m	483		HT	27.30m	355		Ray Curran			34:22	8 Antonio Ferro	43	POR	2:35:49
SP	12.13m	658		SP	8.03m	397		Stuart Nice			36:25	9 Joseph Schieffer	44	USA	2:38:59
DT	37.14m	607		DT	21.80m	306		William Doherty			38:07	10 Willem Liefers	40	NED	2:39:26
JT	40.72m	561		JT	FOUL	0		4 Canada			1:49:09	11 Sadot Mendez	43	USA	2:39:45
WT	11.82m	628		WT	9.02m	450		Scott Robertson			35:42	12 John Stolz	40	USA	2:40:33
8 Didier Cognard		FRA	2864	<b>Cross Country</b>				5 Germany			1:51:34	13 Volker Kersting	40	GER	2:42:35
HT	34.04m	475		1 Grenville Wood	40	AUS	33:25	Josef Lehmann			35:51	14 Manuel Gama	43	USA	2:43:34
SP	13.77m	765		2 Joaquim Pereira	41	POR	33:37	Frederick Robbins			37:36	15 Fernando Costa	43	POR	2:44:21
DT	37.52m	614		3 Francisc Gravito				5 Germany			1:51:34	16 Juergen Wrieden	42	GER	2:45:19
JT	37.50m	505		4 Luis Ribeiro	42	POR	33:46	Juergen Wrieden			35:59	17 Dean Foster	40	CAN	2:46:12
WT	9.88m	505		5 Ivan Golob	40	SLO	33:49	Josef Hagemann			36:34	18 Eugeniusz Reglinski	43	POL	2:46:51
9 Robert Gunn		USA	2746	6 Ray Curran	42	GBR	34:22	Alfred Kessel			39:01	19 Nick Merucci	44	CAN	2:47:42
HT	30.76m	416		7 David Askin	40	NZL	34:24	6 New Zealand			1:54:15	20 Robert Carter	44	USA	2:49:38
SP	13.07m	719		8 Nobel-Angel				David Askin			34:24	21 Viacheslav Imeninik	44	RUS	2:51:13
DT	33.58m	535		Lado-Bustos	41	ESP	34:30	John Bower			38:14	22 Josef Hagemann	43	GER	2:51:21
JT	37.64m	508		9 Jonathan Kermiet	44	USA	34:57	Neil McRae			41:37	23 Alf Fjeldstad	44	NOR	2:51:26
WT	10.88m	568		10 Robert Chasen	40	USA	35:22	7 Australia			1:57:36	24 Rich Rima	44	USA	2:52:38
10 Wacław Krankowski		POL	2724	11 Sadot Mendez	43	USA	35:31	Grenville Wood			33:25	25 Antonio Moreira			
HT	31.42m	428		12 Scott Robertson	40	CAN	35:42	Michael Webster			40:33	DaSilva	44	POR	2:58:48
SP	11.76m	634		13 Joseph Lehmann	40	CAN	35:51	Jonathan Holmes			43:38	26 Kim Kavluk	40	CAN	2:59:17
DT	35.42m	572		14 Juergen Wrieden	42	GER	35:59	8 Russia			1:58:36	27 Jeffery John	42	USA	3:01:03
JT	40.88m	564		15 Stuart Nice	41	GBR	36:25	Ramzil Gaifutdinov			36:31	28 Juan Quiroz	44	MEX	3:01:38
WT	10.22m	526		16 Ramzil Gaifutdinov	40	RUS	36:31	Viacheslav Imeninik			38:29	29 Jeffrey Johnson	42	USA	3:02:37
11 Athanasios Kalantzis		GRE	2653	17 Josef Hagemann	43	GER	36:34	Michael Ghivagin			43:29	30 Stewart Miyashiro	41	USA	3:03:53
HT	45.54m	685		18 Hilario Anguiano Luna	44	MEX	36:45	20 km Road Walk				31 Joaquim J. Silva	42	POR	3:08:04
SP	10.28m	539		19 Jose Marques	44	POR	37:09	1 Christos Karagiorgos	42	GRE	1:36:42	32 Jiri Urban	40	TCH	3:08:49
DT	27.06m	407		20 Antonio Ferro	43	POR	37:19	2 Warrick Yeager	41	USA	1:38:19	33 Danie Nienaber	44	RSA	3:11:31
JT	25.40m	300		21 Frederick Robbins	40	CAN	37:36	3 Claudio Penolazzi	40	ITA	1:39:36	34 Victor Ilie	43	ROM	3:11:51
WT	13.30m	722		22 Fred Chapman	43	CAN	37:41	4 Uriel Barrera Villa	40	CHI	1:45:57	35 Raymond Sanchas	44	USA	3:14:30
12 Rudolf Start		AUT	2645	23 Jose Cunha	41	POR	37:43	5 Juergen Albrecht	42	GER	1:45:58	36 John Bower	44	NZL	3:15:14
HT	45.46m	683		24 Gerry Holliday	41	CAN	37:47	6 Mike De Witt	44	USA	1:46:14	37 Wiodzimierz Zawalski	43	POL	3:16:12
SP	11.04m	588		25 William Doherty	42	GBR	38:07	7 Pizangelo Fortunati	44	ITA	1:47:00	38 Terry Heise	43	USA	3:17:20
DT	29.34m	451		26 John Bower	44	NZL	38:14	8 Curt Sheller	41	USA	1:52:13	39 Ron Hess	43	USA	3:18:01
JT	26.14m	312		27 Joaquim J. Silva	42	POR	38:15	9 Rene Corpataux	41	SUI	1:54:03	40 Douglas Steedman	40	USA	3:18:28
WT	11.56m	611		28 Viacheslav Imeninik	44	RUS	38:29	10 John P. Clifford	41	USA	1:54:40	41 Samuel Neal	44	USA	3:18:43
13 Richard Watson		USA	2454	29 John Carlson	41	USA	38:32	11 Bernardo Zapata	41	CHI	1:56:36	42 Bill McNamara	40	USA	3:20:17
HT	28.54m	377		30 Alfred Kessel	44	GER	39:01	12 Mario Renteria	41	MEX	1:57:00	43 Timothy Matthews	43	USA	3:20:35
SP	10.09m	527		31 Augusto Da Silva Pires	43	POR	39:07	13 Daniel Brot	42	SUI	1:58:02	44 George Hlibiczuk	42	USA	3:21:21
DT	30.70m	478		32 Jean Paliernie	40	FRA	39:19	14 Clyde Riddoch	41	AUS	1:58:11	45 Kevin Connors	44	USA	3:22:33
JT	45.10m	638		33 Antonio Moreira				15 Jose Yerman			1:59:41	46 Thomas Shea	41	USA	3:23:09
WT	8.76m	434		DaSilva	44	POR	39:30	Vazquez Alba	43	MEX	1:59:41	47 A. Jack Brooks	40	GBR	3:23:53
14 Jaak Turro		EST	2385	34 Michael Webster	44	AUS	40:33	16 Michel Jomini	44	SUI	2:01:14	48 Robert Mori	40	CAN	3:25:06
HT	30.18m	406		35 Martin Lippitt	42	GBR	40:36	17 Justin Kuo	40	USA	2:04:22	49 Gary Wolfram	44	USA	3:25:08
SP	8.60m	432		36 David Ward	43	USA	40:42	18 Alvia Gaskill	40	USA	2:06:00	50 Timothy Reed	41	USA	3:25:09
DT	30.12m	467		37 Steve Ottaway	42	USA	41:19	19 Ted Robu	42	USA	2:16:02	51 Simon Jimenez	41	PER	3:25:27
JT	42.70m	596		38 Neil McRae	43	NZL	41:37	20 Steven Christlieb	43	USA	2:21:55	52 William Price	43	USA	3:26:28
WT	9.56m	484		39 Wiodzimierz Zawalski	43	POL	41:58	21 Dave Gwyn	43	USA	2:35:31	53 Louis Pribyl	43	USA	3:28:08
15 Gaboe Horvath		HUN	2375	40 Scovill Fisher	41	CAN	42:39	20 km Road Walk Team				54 Kenneth Keidel	43	USA	3:29:25
HT	22.44m	269		41 Arthur Roush	42	USA	42:44	1 United States			5:16:56	55 James Nelligan	43	CAN	3:29:34
SP	10.45m	550		42 Frans De Waal	40	NED	43:03	Warrick Yeager			1:38:19	56 Stephen Paul	41	GBR	3:29:57
DT	29.26m	450		43 Jiri Urban	40	TCH	43:07	Mike De Witt			1:46:14	57 Peter Forreest	43	USA	3:30:22
JT	50.60m	735		44 Jonathan Holmes	43	AUS	43:38	Curt Sheller			1:52:13	58 Stephen Szwejka	41	USA	3:32:10
WT	7.74m	371		45 Zoltan Pepp	44	HUN	46:45	2 Italy			5:18:53	59 Timothy Phalen	43	USA	3:32:13
16 Reinhard Metelmann		GER	2203	46 Douglas Smith	43	CAN	47:14	Claudio Penolazzi			1:39:36	60 Chu Chun Tung	40	HKG	3:32:45
HT	23.34m	285		47 Sheldon Wright	44	USA	50:17	Pizangelo Fortunati			1:47:00	61 Scott Baerman	40	USA	3:35:32
SP	10.61m	560		48 Rodger Schwartz	41	USA	51:03	Piergiorgio Andreotti			1:52:17	62 Gerard Blaque	43	FRA	3:36:07
DT	33.00m	524		49 Thomas Price	40	USA	51:38	3 Switzerland			5:53:19	63 Bertram Scott	40	USA	3:36:13
JT	37.36m	503		50 Arthur Weaver	44	CAN	51:59	Rene Corpataux			1:54:03	64 Shigetaka Matsuba	40	JPN	3:36:45
WT	7.10m	331		51 Jerry Moran	40	USA	53:23	Daniel Brot			1:58:02	65 Ross Syracuse	44	USA	3:36:49
17 Serge Zharikov		RUS	1971	52 Bjarne Andersen	43	DEN	53:49	Michel Jomini			2:01:14	66 Chuhar Singh	42	IND	3:37:54
HT	32.12m	441		<b>Cross Country Team</b>				4 Germany			6:40:02	67 John J. O'Malley	42	USA	3:38:19
SP	10.07m	526		1 Portugal			1:41:32	Juergen Albrecht			1:45:58	68 Vincent Mameli	44	USA	3:38:50
DT	31.80m	500		Joaquim Pereira			33:37	Walter Stoltz			2:18:25	69 David Walborn	40	USA	3:41:01
JT	FOUL	0		Francisc Gravito				Reinhold Hockauf			2:35:39	70 Peter Gorlewski	40	USA	3:41:19
WT	9.86m	504		Ribeiro			33:46	5 Marathon				71 Michael Webster	44	AUS	3:44:27
18 Robert Striga		CRO	1573	Luis Fil LopesSilvaPires			33:49	1 Eduardo A. Castellano	41	VEN	2:30:29	72 Bill Russ	40	USA	3:45:42
HT	24.88m	312		2 United States			1:45:50	2 Americo			2:30:39	73 Joseph Mangiafesto	42	USA	3:45:43
SP	8.52m	428		Jonathan Kermiet			34:57	3 Gerard Hendriks	40	NED	2:30:50	74 Philip Donahue	42	USA	3:46:15
DT	17.94m	234		Robert Chasen			35:22	4 Ivan Golob	40	SLO	2:33:40	75 Paul Saxton	41	USA	3:46:28
JT	25.28m	298		Sadot Mendez			35:31	5 Terry Stanley	43	USA	2:34:22	76 Tatsuo Morisako	43	JPN	3:47:05
WT	6.60m	301						6 Luis Fil LopesSilvaPires	40	POR	2:34:54	77 Michael Green	40	USA	3:48:23
												78 Pete Kavanaugh	44	USA	3:48:32
												79 Daniel Harris	42	USA	3:48:38
												80 Clyde Riddoch	41	AUS	3:48:52
												81 Serge Levy	44	FRA	3:49:14
												82 Richard Schifeling	44	USA	3:49:15
												83 Thomas Lanqworthy	42	USA	3:50:10



Name	Age	Country	Results	Name	Age	Country	Results	Name	Age	Country	Results	Name	Age	Country	Results				
84 Christopher Clark	43	USA	3:52:48	7 Hong Kong			10:44:46	<b>SEMI FINALS</b>								7 Daniel Stoiber	47	USA	31.74
85 Bruce Faso	43	USA	3:52:53	Lai Ho Yin			2:57:29	<b>Heat 1 Wind Reading: 2.7</b>								<b>Heat 5 Wind Reading: 1.6</b>			
86 Paul Buchanan	42	USA	3:54:56	Chu Chun Tung			3:32:45	1 Laurence Malcolmson	45	NZL	11.50	1 Laurence Malcolmson	45	NZL	24.96	2 Robert Zimmerman	48	CAN	25.13
87 Floyd Farnham	42	USA	3:55:20	Poon Mang Leung			4:14:32	2 Antton Basurko	47	ESP	11.75	3 Antonio Fortunato	49	POR	25.48	3 Antonio Fortunato	49	POR	25.48
88 Timothy Moran	40	USA	3:56:28	<b>8 Great Britain 10:54:11</b>				4 Jack Craig	45	USA	11.97	4 Luiz Felipe Pereira	46	BRA	27.01	4 Luiz Felipe Pereira	46	BRA	27.01
89 Lars Andersson	44	SWE	3:57:35	A. Jack Brooks			3:23:53	5 Robert Zimmerman	48	CAN	11.99	5 Jose R De Bustamante	47	ESP	28.06	5 Jose R De Bustamante	47	ESP	28.06
90 Ron Paladino	41	USA	3:57:53	Stephen Paull			3:29:57	6 Dieter Tisch	47	GER	12.09	6 Yotaro Tomita	49	JPN	29.26	6 Yotaro Tomita	49	JPN	29.26
91 Curtis Burge	41	USA	3:59:18	Terrence Rollason			4:00:21	7 Mike Steinmetz	48	USA	12.48	7 Tadashi Fukiage	46	JPN	34.41	7 Tadashi Fukiage	46	JPN	34.41
92 Terrence Rollason	43	GBR	4:00:21	<b>9 Japan 11:28:03</b>				<b>Heat 2 Wind Reading: 1.3</b>								<b>Heat 6 Wind Reading: 1.7</b>			
93 Edward J. Krasnicki	43	USA	4:03:35	Shigetaka Matsuba			3:36:45	1 Humbart Santillo	47	USA	11.53	1 Gideon Breytenbach	47	RSA	24.18	1 Gideon Breytenbach	47	RSA	24.18
94 Tsuneo Kuroda	42	JPN	4:04:13	Tatsuo Morisako			3:47:05	2 Marion McCoy	45	USA	11.53	2 Humbart Santillo	47	USA	24.38	2 Humbart Santillo	47	USA	24.38
95 Jerry Moran	40	USA	4:05:46	Tsuneo Kuroda			4:04:13	3 Stan Whitley	49	USA	11.58	3 Anatoly Bobrov	45	RUS	24.72	3 Anatoly Bobrov	45	RUS	24.72
96 Gary Spencer	43	USA	4:05:51	<b>MEN 45</b>				<b>Heat 3 Wind Reading: 1.5</b>								<b>Heat 7 Wind Reading: 1.3</b>			
97 Joseph Kabacinski	40	USA	4:08:36	<b>100 Meter Dash</b>				1 Kozabu Kaihara	49	JPN	11.59	1 Marion McCoy	45	USA	11.59	1 Kenneth Brinker	48	USA	24.59
98 John Moslow	44	USA	4:09:18	<b>HEATS</b>				2 Robert Mitchell	47	USA	11.61	2 Stan Whitley	49	USA	11.58	2 Jack Craig	45	USA	24.71
99 Harry Jan Swartz	44	USA	4:09:34	<b>Heat 1 Wind Reading: 3.8</b>				3 Dominique Legagneux	45	FRA	11.95	3 Robert Mitchell	47	USA	11.61	3 David R. Appollis	46	RSA	24.72
100 David Delecki	40	USA	4:10:51	1 Robert Mitchell	47	USA	11.56	4 Pierre Simon	47	FRA	12.04	4 Laurence Malcolmson	45	NZL	11.96	4 Antton Basurko	47	ESP	24.92
101 Rodger Schwartz	41	USA	4:12:23	2 Gideon Breytenbach	47	RSA	11.59	5 Vladimir Vybostok	48	SVK	12.10	5 David R. Appollis	46	RSA	12.02	5 Dennis Wallington	45	GBR	25.36
102 Matthew J. Serwacki Jr.	44	USA	4:13:55	3 Vladimir Vybostok	48	SVK	11.97	6 Roy Chubb	45	CAN	12.68	6 Richard Lech	47	CAN	12.29	6 Antonio Fortunato	49	POR	25.86
103 Dennis Dempsey	44	USA	4:14:58	4 Luiz Felipe Pereira	46	BRA	12.61	7 Witold Sobocki	47	POL	12.80	7 Humbart Santillo	47	USA	12.01	7 Dennis Wallington	45	GBR	25.86
104 Michael Fabio	42	USA	4:18:29	5 Roy Chubb	45	CAN	12.68	8 Yotaro Tomita	49	JPN	13.40	8 Gideon Breytenbach	47	RSA	12.19	8 Antonio Fortunato	49	POR	25.76
105 David Macphee	40	USA	4:19:01	6 Witold Sobocki	47	POL	12.80	9 David Sheehan	48	AUS	15.18	9 David Woolley	45	GBR	12.32	8 Ockert Smit	46	RSA	26.10
106 Thomas Ragonese	44	USA	4:19:52	7 Yotaro Tomita	49	JPN	13.40	<b>FINAL</b>								<b>Heat 1 Wind Reading: -7.4</b>			
107 Arthur Roush	42	USA	4:22:51	8 David Sheehan	48	AUS	15.18	1 Marion McCoy	45	USA	11.70	1 Kenneth Brinker	48	USA	24.58	1 Kenneth Brinker	48	USA	24.58
108 Marvin Meyers	41	USA	4:23:48	<b>Heat 2 Wind Reading: 3.7</b>				2 Stan Whitley	49	USA	11.75	2 Gideon Breytenbach	47	RSA	24.59	2 Gideon Breytenbach	47	RSA	24.59
109 Joseph Marino	44	CAN	4:24:34	1 Laurence Malcolmson	45	NZL	11.40	3 Robert Mitchell	47	USA	11.90	3 Humbart Santillo	47	USA	24.63	3 Humbart Santillo	47	USA	24.63
110 John Germain	40	USA	4:25:43	2 Dominique Legagneux	45	FRA	11.60	4 Laurence Malcolmson	45	NZL	11.96	4 Philip Felton	46	USA	24.78	4 Philip Felton	46	USA	24.78
111 James Trankle	42	USA	4:27:07	3 Mike Steinmetz	48	USA	12.20	5 Kozabu Kaihara	49	JPN	11.98	5 Antton Basurko	47	ESP	25.20	5 Antton Basurko	47	ESP	25.20
112 Mark Dahlquist	41	USA	4:28:34	4 Gilbert Joner	46	GER	12.45	6 Humbart Santillo	47	USA	12.01	6 David Woolley	45	GBR	25.80	6 David Woolley	45	GBR	25.80
113 Arthur Weaver	44	CAN	4:29:09	5 Bryan Perry	47	USA	13.99	7 Gideon Breytenbach	47	RSA	12.19	7 Dennis Wallington	45	GBR	25.86	7 Dennis Wallington	45	GBR	25.86
114 Stephen Radis	44	USA	4:39:55	6 Robert Tackaberry	49	USA	14.42	8 Antton Basurko	47	ESP	12.35	8 Ockert Smit	46	RSA	26.10	8 Ockert Smit	46	RSA	26.10
115 Kevin Kumor	41	USA	4:42:52	7 Daniel Stoiber	47	USA	14.52	<b>200 Meter Dash</b>								<b>Heat 2 Wind Reading: -4.3</b>			
116 Yasunori Yamamoto	42	JPN	4:45:55	<b>Heat 3 Wind Reading: 3.4</b>				1 Stan Whitley	49	USA	11.64	1 Robert Mitchell	47	USA	24.27	1 Robert Mitchell	47	USA	24.27
117 Andrew Szafran	44	USA	4:48:12	1 Stan Whitley	49	USA	11.64	2 Richard Lech	47	CAN	12.00	2 Vincenzo Felicetti	46	ITA	24.64	2 Vincenzo Felicetti	46	ITA	24.64
118 John Ward	40	USA	4:49:02	2 Richard Lech	47	CAN	12.00	3 Dieter Tisch	47	GER	12.04	3 Anatoly Bobrov	45	RUS	24.77	3 Anatoly Bobrov	45	RUS	24.77
119 Dennis Wiltsie	40	USA	4:51:45	3 Dieter Tisch	47	GER	12.04	4 Ockert Smit	46	RSA	12.18	4 Mac Azuogu	47	USA	24.77	4 Mac Azuogu	47	USA	24.77
120 Van Gayton	42	USA	4:52:55	4 Ockert Smit	46	RSA	12.18	5 Angel Nieves	47	USA	12.31	5 Jack Craig	45	USA	24.78	5 Jack Craig	45	USA	24.78
121 Brian Martin	42	USA	4:53:56	5 Angel Nieves	47	USA	12.31	6 Georg Erne	45	SUT	12.47	6 David R. Appollis	46	RSA	25.41	6 David R. Appollis	46	RSA	25.41
122 Mike Curry	43	USA	4:58:08	6 Georg Erne	45	SUT	12.47	7 Guy Houdreville	46	FRA	12.54	7 Antonio Fortunato	49	POR	25.76	7 Antonio Fortunato	49	POR	25.76
123 Nancy Czajka	44	USA	4:58:16	7 Guy Houdreville	46	FRA	12.54	<b>HEATS</b>								<b>Heat 3 Wind Reading: -1.7</b>			
124 Gene Baran	44	USA	4:58:54	<b>Heat 4 Wind Reading: 2.8</b>				1 Robert Mitchell	47	USA	24.46	1 Laurence Malcolmson	45	NZL	24.15	1 Laurence Malcolmson	45	NZL	24.15
125 Edward Barauskas	40	USA	5:00:00	1 Kozabu Kaihara	49	JPN	11.54	2 Robert Mitchell	45	GBR	25.22	2 Stan Whitley	49	USA	24.25	2 Stan Whitley	49	USA	24.25
126 Hugh Blake	43	USA	5:00:28	2 Robert Zimmerman	48	CAN	11.92	3 Fred Kesselring, Dr.	47	GER	26.08	3 Kozabu Kaihara	49	JPN	24.46	3 Kozabu Kaihara	49	JPN	24.46
127 Charles Paul	42	USA	5:03:05	3 David Woolley	45	GBR	12.12	4 Alexander Bratchikov	47	RUS	26.11	4 Pierre Simon	47	FRA	25.04	4 Pierre Simon	47	FRA	25.04
128 Bernardo Zapata	41	CHI	5:04:22	4 Siegfried Wader	45	GER	12.14	5 Roy Chubb	45	CAN	26.53	5 Robert Zimmerman	48	CAN	25.19	5 Robert Zimmerman	48	CAN	25.19
129 Richard Nelson	41	CAN	5:05:08	5 Dana Harrell	46	USA	12.50	6 Daniel Weller	48	USA	28.03	6 Zbigniew Zlobicki	45	POL	25.25	6 Zbigniew Zlobicki	45	POL	25.25
130 Gerald Buchholz	40	USA	5:05:29	6 Janusz Nath	45	POL	12.88	7 Kenneth Tocha	47	USA	29.75	7 Jim Dolezel	45	USA	25.69	7 Jim Dolezel	45	USA	25.69
131 August Laruffa	40	USA	5:21:43	7 Tadashi Fukiage	46	JPN	15.53	- Yury Tchanov	49	RUS	DNF	8 Robert Kersall	46	FRA	26.35	8 Robert Kersall	46	FRA	26.35
132 Kevin Sitek	40	USA	5:22:07	<b>Heat 5 Wind Reading: 2.7</b>				<b>Heat 2 Wind Reading: 2.1</b>								<b>FINAL</b>			
<b>Marathon Team</b>																			
<b>1 Portugal 7:41:22</b>																			
Americo			2:30:39	1 Antton Basurko	47	ESP	11.66	1 Mac Azuogu	47	USA	24.42	<b>Wind Reading: -3.8</b>				<b>Heat 1</b>			
DeJesus Ferreira			2:34:54	2 Jack Craig	45	USA	11.96	2 Zbigniew Zlobicki	45	POL	24.96	1 Robert Mitchell	47	USA	24.08	1 Abdias ViafanaPalacios	45	COL	55.83
Luis Fil LopesSilvaPires			2:35:49	3 Marion McCoy	45	USA	11.99	3 Horst Beige	48	GER	25.48	2 Stan Whitley	49	USA	24.27	2 Ockert Smit	46	RSA	56.28
Antonio Ferro				4 Zbigniew Zlobicki	45	POL	12.10	4 Robert Kersall	46	FRA	25.78	3 Laurence Malcolmson	45	NZL	24.38	3 Valerij Mlievskij	45	LAT	57.39
<b>2 United States 7:53:06</b>																			
Terry Stanley			2:34:22	5 Luis GutierrezSurmay	48	COL	12.73	5 Sergio Alzahona	47	COL	26.04	4 Kozabu Kaihara	49	JPN	24.59	4 Robert Ihne	47	USA	58.64
Joseph Schieffer			2:38:59	6 Jose R De Bustamante	47	ESP	13.00	6 John Hopf	46	USA	26.69	5 Vincenzo Felicetti	46	ITA	24.60	5 John Hopf	46	USA	58.98
Sador Mendez			2:39:45	7 Paul Simmons	49	USA	13.76	7 Leonid Baiborodin	48	RUS	29.20	6 Humbart Santillo	47	USA	24.72	6 Francisco Machado	49	CAN	59.34
<b>3 Russia 8:03:52</b>																			
Alex Tcherednitchenk			2:35:40	<b>Heat 6 Wind Reading: 4.0</b>				1 Mac Azuogu	47	USA	11.83	7 Gideon Breytenbach	47	RSA	24.83	7 Jeff Gerson	48	USA	1:04.26
Alexander Tsukanov			2:36:59	1 Antton Basurko	47	ESP	11.66	2 David R. Appollis	46	RSA	11.85	8 Kenneth Brinker	48	USA	24.88				
Viacheslav Imeninnikov			2:51:13	2 Jack Craig	45	USA	11.96	3 Gerald Woolfolk	46	USA	12.08								
<b>4 Germany 8:19:15</b>																			
Volker Kersting			2:42:35	3 Marion McCoy	45	USA	11.99	4 Jim Dolezel	45	USA	12.21								
Juergen Wrieden			2:45:19	4 Zbigniew Zlobicki	45	POL	12.10	5 Russell Anteronen	47	USA	12.75								
Josef Hagemann			2:51:21	5 Luis GutierrezSurmay	48	COL	12.73	6 Robert Pelland	47	CAN	13.59								
<b>5 Netherlands 8:24:08</b>																			
Gerard Hendriks			2:30:50	6 Jose R De Bustamante	47	ESP	13.00	<b>Heat 3 Wind Reading: 3.3</b>											
Willem Liefers			2:39:26	7 Paul Simmons	49	USA	13.76	1 Kozabu Kaihara	49	JPN	24.12	1 Kozabu Kaihara	49	JPN	24.12				
Adri Stevens			3:13:52	<b>Heat 7 Wind Reading: 4.0</b>				2 Vincenzo Felicetti	46	ITA	24.72	2 Vincenzo Felicetti	46	ITA	24.72				
<b>6 Canada 8:33:11</b>																			
Dean Foster			2:46:12	1 Humbart Santillo	47	USA	11.53	3 Pierre Simon	47	FRA	25.21	3 Pierre Simon	47	FRA	25.21				
Nick Merucci			2:47:42	2 Pierre Simon	47	FRA	11.83	4 Jim Dolezel	45	USA	25.28	4 Jim Dolezel	45	USA	25.28				
Kim Kavluk			2:59:17	3 Antonio Fortunato	49	POR	11.90	5 Richard Lech	47	CAN	26.00	5 Richard Lech	47	CAN	26.00				

Name	Age	Country	Results	Name	Age	Country	Results	Name	Age	Country	Results	Name	Age	Country	Results
<b>Heat 2</b>				2 Peter Browne 46 GBR 50.99				<b>SEMI FINALS</b>				6 Herbert Raabe 45 GER 4:28.4			
1 Peter Browne	46	GBR	53.35	3 Eddy J Neyts	46	BEL	51.68	<b>Heat 1</b>				7 Edward Poirier	46	USA	4:37.5
2 Jairo Duque Gil	47	COL	53.72	4 Vincenzo Felicetti	46	ITA	52.31	1 Nolan Shaheed	45	USA	2:02.10	8 Henry Finch	46	USA	4:38.2
3 Raymond Whitehead	45	IRL	54.15	5 Kenneth Brinker	48	USA	52.79	2 Eddy J Neyts	46	BEL	2:02.57	9 Chris Jones	47	GBR	4:38.9
4 David R. Appollis	46	RSA	54.60	6 Philip Felton	46	USA	53:02	3 Heikki Vakkuri	47	FIN	2:02.71	10 Fernando Roman	47	PUR	4:40.8
5 Ralf Ueberschaer	45	GER	55.99	7 Raymond Whitehead	45	IRL	54.05	4 Randy Taylor	47	USA	2:04.11	11 Evan McRae	45	NZL	4:50.4
6 Philip Gnesin	45	USA	59.90	8 David R. Appollis	46	RSA	55.14	5 Rich Schornstein	45	USA	2:06.43	12 Milan Kotnik	45	SLO	4:58.9
7 Russell Anteronen	47	USA	1:00.20	<b>800 Meter Run</b>				6 Steve Zander	45	USA	2:06.67	- Byron Doyce	47	USA	DNI
<b>Heat 3</b>				<b>HEATS</b>				7 Stan Mathes	49	USA	2:07.45	- Pieter Vlaarkamp	46	NED	DNI
1 Vincenzo Felicetti	46	ITA	53.99	<b>Heat 1</b>				8 Gary Tompkins	45	USA	2:11.65	<b>Heat 4</b>			
2 Jose Luis Romero	49	ESP	55.53	1 Peter Browne	46	GBR	2:05.47	1 Peter Browne	46	GBR	2:01.69	1 Rod Dixon	45	NZL	4:17.3
3 Horst Beige	48	GER	56.38	2 Jairo Duque Gil	47	COL	2:10.34	2 Norman Cornwell	46	USA	2:01.71	2 Albin Swenson	48	USA	4:17.8
4 Sergio Alzahona	47	COL	57.08	3 Jose Luis C. Casillas	47	ESP	2:12.15	3 Raymond Tucker	48	CAN	2:02.13	3 Yuriy Yaroshenko	48	UKR	4:18.4
5 Antonio Montaruli	47	ITA	57.11	4 Fernando Roman	47	PUR	2:14.29	4 Richard Puckerin	45	USA	2:03.05	4 Graham Smith	45	HKG	4:19.2
6 Peter Palmer	47	USA	1:01.21	5 Lindsey Bodden	47	USA	2:16.59	5 Anders Lindquist	46	SWE	2:04.10	5 Markku Veijalainen	49	FIN	4:22.0
7 Antonio Silva	45	POR	1:06.75	6 Jan Slanina	49	TCH	2:22.99	6 Donald Drozd	45	USA	2:05.30	6 Bill Gale	45	USA	4:23.6
<b>Heat 4</b>				<b>Heat 2</b>				7 Trevor Rollinson	47	AUS	2:05.94	7 Raimo Malinen	48	FIN	4:24.5
1 Kenneth Brinker	48	USA	55.37	7 Gregory Hutchinson	48	AUS	2:30.83	8 Jose Luis Romero	49	ESP	2:13.41	8 Arnold Bradshaw	47	GBR	4:26.9
2 Helmut Gebauer	45	GER	55.94	<b>Heat 3</b>				1 Frederick Sowerby	46	USA	2:04.48	9 Hermann Foidl	47	AUT	4:30.3
3 Guy Houdreville	46	FRA	57.21	1 Heikki Vakkuri	47	FIN	2:10.27	2 Raymond Whitehead	45	IRL	2:04.53	10 Jorge Almeida	46	POR	4:43.0
4 Fred Kesselring, Dr.	47	GER	57.96	2 Anders Lindquist	46	SWE	2:10.58	3 Abdias ViafaraPalacios	45	COL	2:05.23	11 Stephen Smith	47	USA	4:57.7
5 John Charlton	48	GBR	58.30	3 Kuno Amarik	45	EST	2:11.46	4 Yuriy Yaroshenko	48	UKR	2:06.07	12 Joseph Burleson	48	USA	5:16.1
6 David Gordon	48	USA	1:01.65	4 Raimo Malinen	48	FIN	2:11.98	5 Jairo Duque Gil	47	COL	2:06.17	13 Peter Palmer	47	USA	5:29.4
7 Yotaro Tomita	49	JPN	1:06.59	5 John Faulkner	47	CAN	2:18.51	6 Markku Veijalainen	49	FIN	2:06.77	<b>FINAL</b>			
<b>Heat 5</b>				<b>Heat 4</b>				7 Victor Rodriguez	45	VEN	2:09.20	1 Rod Dixon	45	NZL	4:01.2
1 Eddy J Neyts	46	BEL	53.99	1 Eddy J Neyts	46	BEL	2:04.35	1 Peter Browne	46	GBR	2:00.08	2 Nolan Shaheed	45	USA	4:01.6
2 Tony Wells	46	GBR	55.02	2 Raymond Tucker	48	CAN	2:04.70	2 Nolan Shaheed	45	USA	2:00.79	3 John Serrao	45	USA	4:03.4
3 Gideon Breytenbach	47	RSA	55.11	3 Victor Rodriguez	45	VEN	2:06.90	3 Norman Cornwell	46	USA	2:01.61	4 Heikki Vakkuri	47	FIN	4:07.4
4 Wolfgang Bauer	49	GER	58.58	4 Randy Taylor	47	USA	2:07.81	4 Eddy J Neyts	46	BEL	2:03.80	5 Albin Swenson	48	USA	4:08.2
5 Jesus Haro Anaya	46	MEX	1:01.10	5 Maun Hyvonen	47	FIN	2:32.87	5 Heikki Vakkuri	47	FIN	2:04.33	6 Alexey Gavrilov	47	RUS	4:09.8
6 Garry Crawford	46	CAN	1:02.94	6 Thomas Ryan	46	USA	2:33.59	6 Raymond Whitehead	45	IRL	2:05.43	7 Raymond Tucker	48	CAN	4:10.1
7 Kenneth Tochta	47	USA	1:03.59	7 Serge Vorobiov	47	RUS	2:49.49	7 Raymond Tucker	48	CAN	2:05.85	8 Valery Aristov	45	RUS	4:11.0
<b>Heat 6</b>				<b>Heat 5</b>				8 Frederick Sowerby	46	USA	2:06.74	9 Richard Puckerin	45	USA	4:12.4
1 Frederick Sowerby	46	USA	53.76	1 Yuriy Yaroshenko	48	UKR	2:05.03	1 Peter Browne	46	GBR	2:00.08	10 Harold Nolan	48	USA	4:17.5
2 Steve Bogatek	45	CAN	57.58	2 Norman Cornwell	46	USA	2:05.60	2 Nolan Shaheed	45	USA	2:00.79	11 Yuriy Yaroshenko	48	UKR	4:20.7
3 Janusz Nath	45	POL	57.79	3 Stan Mathes	49	USA	2:07.11	3 Norman Cornwell	46	USA	2:01.61	12 John Definney	45	CAN	4:21.0
4 Celso Wolf	45	BRA	58.07	4 Claude Chaillon	45	FRA	2:10.81	4 Eddy J Neyts	46	BEL	2:03.80	13 Victor Rodriguez	45	VEN	4:23.8
5 Luis Gutierrez-Sumay	48	COL	58.69	5 Chris Jones	47	GBR	2:16.44	5 Heikki Vakkuri	47	FIN	2:04.33	14 Graham Smith	45	HKG	4:30.5
6 Chad-Ming Huang	46	TPE	59.51	6 Tim Payne	45	CAN	2:18.58	6 Raymond Whitehead	45	IRL	2:05.43	<b>1,500 Meter Run</b>			
7 Thomas Licciardello	46	USA	1:01.22	7 Thomas Goddard	45	USA	2:45.09	7 Raymond Tucker	48	CAN	2:05.85	<b>HEATS</b>			
8 Edwin Sauer	47	CAN	1:03.97	<b>Heat 6</b>				8 Frederick Sowerby	46	USA	2:06.74	<b>FINAL</b>			
<b>Heat 7</b>				<b>Heat 7</b>				1 Richard Puckerin	45	USA	2:07.05	1 Rod Dixon	45	NZL	15:12.0
1 Philip Felton	46	USA	54.29	1 Richard Puckerin	45	USA	2:07.05	2 Alexey Gavrilov	47	RUS	4:19.36	2 Antonio Matias Riscado	45	POR	15:31.35
2 David Woolley	45	GBR	55.04	2 Raymond Whitehead	45	IRL	2:07.32	3 Valery Aristov	45	RUS	4:19.91	3 Earl Owens	46	USA	15:36.0
3 Robert Zimmerman	48	CAN	55.27	3 Markku Veijalainen	49	FIN	2:07.86	4 Denis A. Noonan	46	IRL	4:22.75	4 Ingo Sensburg	46	GER	15:50.18
4 Robert Kersall	46	FRA	56.28	4 Helmut Gebauer	45	GER	2:10.40	5 Randy Taylor	47	USA	4:23.70	5 Alexey Gavrilov	47	RUS	15:53.94
5 Jim Dolezel	45	USA	57.43	5 Neil Gray	47	AUS	2:12.63	6 Trevor Rollinson	47	AUS	4:26.39	6 Denis A. Noonan	46	IRL	15:54.32
<b>SEMI FINALS</b>				<b>Heat 8</b>				7 Roger Price	46	USA	4:27.17	7 Rainer Lindemann	46	GER	16:00.55
<b>Heat 1</b>				<b>Heat 8</b>				8 Arturo Rodriguez	45	USA	4:28.29	8 Hermann Foidl	47	AUT	16:09.36
1 Peter Browne	46	GBR	52.74	1 Steve Zander	45	USA	2:10.16	9 Eugenio D. De Laudo	48	ARG	4:35.71	9 Richard Hoebeke	46	USA	16:21.66
2 Kenneth Brinker	48	USA	54.39	2 Nolan Shaheed	45	USA	2:10.18	10 Joachim Bauer	46	GER	4:40.69	10 Valery Aristov	45	RUS	16:22.71
3 Abdias ViafaraPalacios	45	COL	55.29	3 Gary Tompkins	45	USA	2:10.69	11 Rob Jackson	45	USA	4:51.44	11 Roger Price	46	USA	16:26.54
4 Robert Zimmerman	48	CAN	55.58	4 Murray Hale	45	CAN	2:12.55	12 Jeff Gerson	48	USA	5:22.05	12 Jose Alberto BarretoFernande	49	MEX	16:29.08
5 Guy Houdreville	46	FRA	55.71	5 Wayne Richardson	48	CAN	2:13.50	13 Alexander Roth	47	GER	5:52.45	13 John Ivory	46	CAN	16:38.34
6 Ralf Ueberschaer	45	GER	56.04	6 Joseph Burleson	48	USA	2:29.25	Heat 2		14 Herbert Raabe	45	GER	16:39.07		
7 Helmut Gebauer	45	GER	56.38	7 Jeff Gerson	48	USA	2:29.53	1 Raymond Tucker	48	CAN	4:15.71	15 Eric Greaves	47	AUS	16:40.27
8 Ockert Smit	46	RSA	57.79	<b>Heat 9</b>				2 John Serrao	45	USA	4:16.77	16 Arnold Bradshaw	47	GBR	16:44.28
<b>Heat 2</b>				<b>Heat 9</b>				3 Harold Nolan	48	USA	4:18.71	17 Harold Nolan	48	USA	16:49.35
1 Eddy J Neyts	46	BEL	52.35	1 Frederick Sowerby	46	USA	2:10.34	4 Jose Alberto BarretoFernande	49	MEX	4:23.73	18 Jose F. Muchaicho	47	POR	16:49.79
2 Vincenzo Felicetti	46	ITA	53.22	2 Jose Luis Romero	49	ESP	2:10.50	5 Claude Chaillon	45	FRA	4:25.56	19 Jose Luis Zamora Alarcon	46	ESP	16:53.54
3 Raymond Whitehead	45	IRL	53.96	3 Graham Smith	45	HKG	2:10.81	6 Gary Tompkins	45	USA	4:26.55	20 Arturo Rodriguez	45	USA	17:03.40
4 David R. Appollis	46	RSA	54.42	4 Viktor Soloviev	47	UKR	2:12.12	7 Morris Morgan	45	USA	4:43.18	21 Eugenio D. De Laudo	48	ARG	17:11.80
5 Tony Wells	46	GBR	55.17	5 John Pickard	46	CAN	2:14.04	8 Tim Payne	45	CAN	4:44.62	22 Murray Hale	45	CAN	17:12.11
6 Horst Beige	48	GER	57.52	6 Bill Indek	48	USA	2:32.50	9 Rolando Cabrera	45	USA	4:48.10	23 Domingos Moreira	49	POR	17:12.17
7 Sergio Alzahona	47	COL	58.42	- Juhani Vahvaselka	46	FIN	DNF	10 Josef Ziegler	47	SUI	4:52.11	24 Leonard Clegg	48	CAN	17:13.45
<b>Heat 3</b>				<b>Heat 10</b>				11 Paul Thalmann	46	SUI	4:52.56	25 Edward Best	47	USA	17:15.69
1 Frederick Sowerby	46	USA	52.39	1 Steve Zander	45	USA	2:10.16	12 Neil Gray	47	AUS	5:01.05	26 Malcolm Clark	47	NZL	17:18.16
2 Philip Felton	46	USA	54.41	2 Nolan Shaheed	45	USA	2:10.18	13 Chad-Ming Huang	46	TPE	5:07.45	27 Peter Marsh	45	GBR	17:20.02
3 Jairo Duque Gil	47	COL	54.64	3 Gary Tompkins	45	USA	2:10.69	Heat 3		28 Jose Luis Solorzano	48	USA	17:21.20		
4 Gideon Breytenbach	47	RSA	55.35	4 Murray Hale	45	CAN	2:12.55	1 Heikki Vakkuri	47	FIN	4:18.54	29 Peter Dane	47	USA	17:25.68
5 Jose Luis Romero	49	ESP	55.55	5 Wayne Richardson	48	CAN	2:13.50	2 Richard Puckerin	45	USA	4:19.75	30 Francisco Rojas Cabrera	48	CHI	17:26.82
6 Robert Kersall	46	FRA	57.53	6 Joseph Burleson	48	USA	2:29.25	3 John Definney	45	CAN	4:20.36	31 Armand Metenier	49	FRA	17:32.42
7 Antonio Montaruli	47	ITA	58.32	7 Jeff Gerson	48	USA	2:29.53	4 Victor Rodriguez	45	VEN	4:21.81	32 Evan McRae	45	NZL	17:43.56
<b>FINAL</b>				<b>Heat 11</b>				5 Viktor Soloviev	47	UKR	4:22.47	33 Jorge Almeida	46	POR	17:45.38
1 Frederick Sowerby	46	USA	50.72	<b>Heat 11</b>				<b>Heat 11</b>				<b>Heat 11</b>			

Name	Age	Country	Results
34 Angel de J. V. Figueroa	47	COL	17:46.02
35 Adelino A. Ramos			
Moutinho	47	POR	17:52.87
36 Carl Hatfield	48	USA	17:53.18
37 John Lawford	48	AUS	17:55.31
38 Tim Payne	45	CAN	17:56.84
39 Pedro Juan Munoz	48	ARG	18:02.49
40 Seth Bergmann	45	USA	18:11.53
41 John Schulte	46	USA	18:12.71
42 Thomas Homeyer	46	USA	18:13.75
43 Jean Bisson	45	FRA	18:23.45
44 Nello Benedetti	47	ITA	18:29.05
45 Toader Manda	45	ROM	18:31.73
46 William McLure	49	AUS	18:42.91
47 James Coons	45	USA	18:48.05
48 Jean Claude Czaja	46	FRA	18:48.62
49 Jim Boyle	45	USA	18:51.62
50 Robert W. Bonenberg	45	CAN	19:03.09
51 Thomas Ryan	46	USA	19:03.58
52 Kenneth Tocha	47	USA	19:04.31
53 Chin-Chuan Chang	46	TPE	19:16.46
54 Siegfried Kofahl	46	GER	19:18.09
55 Bob Kuebler	49	USA	19:20.89
56 Gaetan Breton	47	CAN	19:24.22
57 Paul Schwandt	48	USA	19:25.02
58 David Staszak	48	USA	19:32.95
59 Patrick Milroy	48	GBR	19:49.24
60 Allan Phillips	48	CAN	19:51.36
61 Alvaro E. Acosta Salazar	49	COL	19:51.55
62 Leigh Cassidy	47	AUS	20:33.38
63 Steven LoVullo	49	USA	20:59.01
64 Eden Weiss	48	USA	21:13.17
65 Nicolas Delgado	47	COL	21:36.80
66 Andre Kocsis	47	CAN	21:44.08
67 Thomas Lechner	45	USA	24:14.84
68 James Eleczko	48	USA	28:01.14
69 Thomas Dolata	49	USA	29:54.92
- Ivan Dolgov	48	RUS	DNF
- Joseph Featherston	48	USA	DNF
- Alexander Roth	47	GER	DNF
- Domingos Magalhaes	45	BRA	DNF
- Joaquim MonteiroMorcira	47	POR	DNF

10,000 Meter Run

FINAL

1 Ingo Sensburg	46	GER	32:14.63
2 Earl Owens	46	USA	32:33.33
3 Alexander Tsukanov	47	RUS	32:53.24
4 Rainer Lindemann	46	GER	33:24.15
5 Charles Thompson	45	USA	33:39.65
6 Hermann Foidl	47	AUT	34:10.23
8 David Blankenship	45	USA	35:08.70
9 Claude Darne	48	FRA	35:24.47
10 Eric Greaves	47	AUS	35:50.19
11 Peter Marsh	45	GBR	36:07.00
12 Arnold Bradshaw	47	GBR	36:09.09
13 Alan Rich	45	GBR	36:15.66
14 Eduardo Almeida	48	POR	36:19.86
15 Herbert Tolbert	48	USA	36:28.37
16 Angel de J. V. Figueroa	47	COL	36:44.61
17 Adelino A. Ramos			
Moutinho	47	POR	36:54.99
18 Pedro Juan Munoz	48	ARG	37:00.64
19 Seth Bergmann	45	USA	37:04.19
20 Malcolm Clark	47	NZL	37:08.68
21 Jean-Pierre Schwab	46	SUI	37:25.85
22 John Schulte	46	USA	37:32.77
23 John Lawford	48	AUS	37:45.34
24 Hayden Smith	47	USA	38:27.26
25 Domingos Magalhaes	45	BRA	38:44.54
26 Jean Claude Czaja	46	FRA	39:19.26
27 William McLure	49	AUS	39:27.11
28 John Cossick	46	USA	39:29.28
29 Toader Manda	45	ROM	39:30.27
30 Ray Leonard	46	CAN	39:38.46
31 Nello Benedetti	47	ITA	40:00.26

Name	Age	Country	Results
32 Alvaro E. Acosta Salazar	49	COL	40:12.37
33 Robert W. Bonenberg	45	CAN	40:21.82
34 Carlos Pena Gutierrez	48	MEX	40:28.75
35 Joseph Featherston	48	USA	40:29.99
36 Lutero De Arauja	49	BRA	40:34.60
37 Gaetan Breton	47	CAN	40:46.93
38 Robert Hunter	45	AUS	41:33.95
39 Donald Smith	49	USA	41:35.75
40 David Staszak	48	USA	41:50.38
41 Tony Cavuoto	45	AUS	42:07.82
42 Patrick Milroy	48	GBR	42:37.66
43 Eden Weiss	48	USA	42:40.02
44 Frederick Gordon	47	USA	43:56.62
45 Semyon Shtargot	48	AUS	44:09.02
46 Nicolas Delgado	47	COL	46:28.96
47 Gabbel Gabbrahamov	48	RUS	46:44.74
48 Naoto Yanagita	45	JPN	48:18.04
49 Daniel Blatz	45	USA	48:39.67
50 Thomas Dolata	49	USA	1:03:39.40

5,000 Meter Race Walk

FINAL

1 Bohdan Bukalowski	45	POL	23:01.81
2 Robert Care	48	GBR	23:16.76
3 Robert Keating	48	USA	23:33.31
4 Alexander Oleinik	46	RUS	23:44.69
5 Daniel Dorohoy	48	CAN	24:12.28
6 Enrique Camarena	45	USA	24:18.96
7 M. Goujon Gerard	45	BEL	24:51.69
8 Johann Siegle	46	AUT	25:31.53
9 Gene Opehm	48	USA	25:43.31
10 Bernie O'Callaghan	49	IRL	25:49.39
11 Gyogy Kiss	48	HUN	25:54.51
12 Bill Penner	48	USA	25:59.21
13 Joser Orriols Verges	45	ESP	26:12.95
14 Anthony Noerpel	45	USA	27:22.09
15 Gert Oosthuizen	47	RSA	27:37.21
16 Max Walker	48	USA	27:56.12
17 Marcus Kantz	49	USA	28:53.33
18 Jean Claude Czaja	46	FRA	28:55.33
19 Patrick McMahan	45	USA	29:10.58
20 Art Grant	45	USA	29:14.54
21 Ross Barranco	45	USA	30:01.54
22 Lawrence Naukam	47	USA	31:13.62
23 Robert Rapp	47	USA	31:22.27
24 Andrew Smith	45	USA	32:44.21
- Peter Eisfeller	49	GER	DNF
- Bernard Binggeli	49	SUI	DNF
- Brian Savilonis	45	USA	DNF
- Erhard Meinschmidt	47	GER	DQ
- Michel Schneider	48	SUI	DQ
- Andy Arumugam	48	SIN	DQ
- Juan Yanes	45	VEN	DQ

110 Meter High Hurdles 39"

HEATS

Heat 1 Wind Reading: 3.5			
1 Dieter Tisch	47	GER	16.62
2 Tsung-Pin Chen	46	TPE	17.07
3 Herbert Hanke	47	GER	19.48
4 Ivan Black	46	USA	20.27
- Thomas Gilliard	45	USA	DQ
Heat 2 Wind Reading: 4.5			
1 Tony Wells	46	GBR	16.29
2 Donald Roberts	45	USA	16.86
3 Edward Baskauskas	45	USA	18.16
- Michael P. Auger	48	USA	DNF
Heat 3 Wind Reading: 1.3			
1 Stan Druckrey	46	USA	15.18
2 Antonio Montaruli	47	ITA	18.19
3 Daniel Weller	48	USA	19.03
4 Konstantinos Pavlou	46	GRE	19.94
5 Yotaro Tomita	49	JPN	21.26
Heat 4 Wind Reading: -2.2			
1 Kenneth Brinker	48	USA	15.76

2 Jack Craig	45	USA	15.94
3 Tyrone Lewis	46	GBR	17.43
4 Yoshito Oguri	47	JPN	18.23
- Victor Ulianov	46	RUS	DNF

FINAL

Wind Reading: -3.7

1 Stan Druckrey	46	USA	15.94
2 Tony Wells	46	GBR	16.07
3 Jack Craig	45	USA	16.08
4 Dieter Tisch	47	GER	17.21
5 Tyrone Lewis	46	GBR	17.66
6 Donald Roberts	45	USA	17.93
7 Tsung-Pin Chen	46	TPE	22.65
- Kenneth Brinker	48	USA	DNF

400 Meter Int Hurdles 36"

HEATS

Heat 1

1 Tyrone Lewis	46	GBR	1:00.75
2 Rodney Wiltshire	45	USA	1:01.74
3 Donald Roberts	45	USA	1:02.27
4 Francisco Machado	49	CAN	1:07.98
5 Yotaro Tomita	49	JPN	1:14.87
- Robert Kersall	46	FRA	DNF

Heat 2

1 Tony Wells	46	GBR	1:00.35
2 Jess Brewer	49	CAN	1:02.40
3 Steve Bogatek	45	CAN	1:02.76
4 Antonio Montaruli	47	ITA	1:03.37
5 Yoshito Oguri	47	JPN	1:06.97

Heat 3

1 Stan Druckrey	46	USA	59.05
2 Armond Laframboise	47	USA	1:13.71
3 T.W. Tesche	48	USA	1:16.52
4 Helmut Hessert	48	GER	1:18.51

FINAL

1 Stan Druckrey	46	USA	56.80
2 Rodney Wiltshire	45	USA	58.97
3 Tony Wells	46	GBR	58.98
4 Donald Roberts	45	USA	1:00.82
5 Steve Bogatek	45	CAN	1:01.74
6 Jess Brewer	49	CAN	1:02.45
7 Tyrone Lewis	46	GBR	1:06.43
8 Armond Laframboise	47	USA	1:12.92

3,000 Meter Steeplechase

FINAL

1 Steef Kyne	46	NED	9:58.46
2 Valery Aristov	45	RUS	10:05.64
3 Harald Odegard	49	NOR	10:33.42
4 Kuno Amarik	45	EST	10:39.32
5 Domingos Moreira	49	POR	10:55.93
6 Jose Luis Zamora			
Alarcon	46	ESP	10:57.06
7 John Pickard	46	CAN	11:06.33
8 Henry Finch	46	USA	11:08.78
9 Francisco Rojas Cabrera	48	CHI	11:10.13
10 Don Chadez	48	USA	11:32.05
11 Henryk Stuczynski	46	POL	11:36.65
12 Jorge Almeida	46	POR	11:39.13
13 Kari Hovi	45	FIN	11:46.84
14 Randy Taylor	47	USA	12:06.71
15 Jim Boyle	45	USA	12:22.61
16 Kevin Smith	49	USA	12:35.68

4x100 Meter Relay

1 United States	45.45
Jim Dolezel	45
Kenneth Brinker	48
Mac Azuogu	47
Humbart Santillo	47

2 Great Britain	47.4
Tony Wells	46
John Charlton	48
David Woolley	45
Tyrone Lewis	46

3 Republic of South Africa	47.48
Gideon Breytenbach	47
Monty Hacker	60
Ockert Smit	46
David R. Appollis	46

4 Germany	47.86
Dieter Tisch	47
Siegfried Wader	45
Gilbert Joner	46
Herbert Hanke	47

5 Colombia	48.3
Jairo Duque Gil	47
Luis GutierrezSurnay	48
Abdias ViafaraPalacios	45
Sergio Alahona	47

6 Canada	51.40
Roy Chubb	45
Francisco Machado	49
Garry Crawford	46
Lancelot Alcindor	52

7 Australia	52.2
Jim Shand	57
Peter Dunham	51
Anthony Bradford	55
Michael Stevenson	55

4x400 Meter Relay

1 United States	3:36.4
Philip Felton	46
Jim Dolezel	45
Kenneth Brinker	48
Frederick Sowerby	46

2 Great Britain	3:38.16
David Woolley	45
Tony Wells	46
Tyrone Lewis	46
Peter Browne	46

3 Canada	3:41.77
Robert Zimmerman	48
Bill McIlwaine	56
Steve Bogatek	45
Harold Isao Morioka	52

4 Germany	3:45.92
Horst Beige	48
Fred Kesselring, Dr.	47
Heiner Malo	50
Ralf Ueberschaer	45

5 Republic of South Africa	3:48.68
Gideon Breytenbach	47
Vincent O'Donoghue	50
Ockert Smit	46
David R. Appollis	46

6 Colombia	3:48.70
Sergio Alahona	47
Abdias ViafaraPalacios	45
Luis GutierrezSurnay	48
Jairo Duque Gil	47

7 Australia	3:54.56
Trevor Rollinson	47
Ross Kent	53
Harold MacDonald	51
Richard Trembath	53

8 Finland	3:58.60
Raimo Malinen	48
Markku Veijalainen	49
Vesa Korpimaki	51
Heikki Vakkuri	47

Name	Age	Country	Results
34 Angel de J. V. Figueroa	47	COL	17:46.02
35 Adelino A. Ramos			
Moutinho	47	POR	17:52.87
36 Carl Hatfield	48	USA	17:53.18
37 John Lawford	48	AUS	17:55.31
38 Tim Payne	45	CAN	17:56.84
39 Pedro Juan Munoz	48	ARG	18:02.49
40 Seth Bergmann	45	USA	18:11.53
41 John Schulte	46	USA	18:12.71
42 Thomas Homeyer	46	USA	18:13.75
43 Jean Bisson	45	FRA	18:23.45
44 Nello Benedetti	47	ITA	18:29.05
45 Toader Manda	45	ROM	18:31.73
46 William McLure	49	AUS	18:42.91
47 James Coons	45	USA	18:48.05
48 Jean Claude Czaja	46	FRA	18:48.62
49 Jim Boyle	45	USA	18:51.62
50 Robert W. Bonenberg	45	CAN	19:03.09
51 Thomas Ryan	46	USA	19:03.58
52 Kenneth Tocha	47	USA	19:04.31
53 Chin-Chuan Chang	46	TPE	19:16.46
54 Siegfried Kofahl	46	GER	19:18.09
55 Bob Kuebler	49	USA	19:20.89
56 Gaetan Breton	47	CAN	19:24.22
57 Paul Schwandt	48	USA	19:25.02
58 David Staszak	48	USA	19:32.95
59 Patrick Milroy	48	GBR	19:49.24
60 Allan Phillips	48	CAN	19:51.36
61 Alvaro E. Acosta Salazar	49	COL	19:51.55
62 Leigh Cassidy	47	AUS	20:33.38
63 Steven LoVullo	49	USA	20:59.01
64 Eden Weiss	48	USA	21:13.17
65 Nicolas Delgado	47	COL	21:36.80
66 Andre Kocsis	47	CAN	21:44.08
67 Thomas Lechner	45	USA	24:14.84
68 James Elecko	48	USA	28:01.14
69 Thomas Dolata	49	USA	29:54.92
- Ivan Dolgov	48	RUS	DNF
- Joseph Featherston	48	USA	DNF
- Alexander Roth	47	GER	DNF
- Domingos Magalhaes	45	BRA	DNF
- Joaquim Monteiro Moreira	47	POR	DNF

10,000 Meter Run

FINAL

1 Ingo Sensburg	46	GER	32:14.63
2 Earl Owens	46	USA	32:33.33
3 Alexander Tsukanov	47	RUS	32:53.24
4 Rainer Lindemann	46	GER	33:24.15
5 Charles Thompson	45	USA	33:39.65
6 Hermann Foidl	47	AUT	34:10.23
8 David Blankenship	45	USA	35:08.70
9 Claude Darne	48	FRA	35:24.47
10 Eric Greaves	47	AUS	35:50.19
11 Peter Marsh	45	GBR	36:07.00
12 Arnold Bradshaw	47	GBR	36:09.09
13 Alan Rich	45	GBR	36:15.66
14 Eduardo Almeida	48	POR	36:19.86
15 Herbert Tolbert	48	USA	36:28.37
16 Angel de J. V. Figueroa	47	COL	36:44.61
17 Adelino A. Ramos			
Moutinho	47	POR	36:54.99
18 Pedro Juan Munoz	48	ARG	37:00.64
19 Seth Bergmann	45	USA	37:04.19
20 Malcolm Clark	47	NZL	37:08.68
21 Jean-Pierre Schwab	46	SUI	37:25.85
22 John Schulte	46	USA	37:32.77
23 John Lawford	48	AUS	37:45.34
24 Hayden Smith	47	USA	38:27.26
25 Domingos Magalhaes	45	BRA	38:44.54
26 Jean Claude Czaja	46	FRA	39:19.26
27 William McLure	49	AUS	39:27.11
28 John Cossick	46	USA	39:29.28
29 Toader Manda	45	ROM	39:30.27
30 Ray Leonard	46	CAN	39:38.46
31 Nello Benedetti	47	ITA	40:00.26

Name	Age	Country	Results
32 Alvaro E. Acosta Salazar	49	COL	40:12.37
33 Robert W. Bonenberg	45	CAN	40:21.82
34 Carlos Pena Gutierrez	48	MEX	40:28.75
35 Joseph Featherston	48	USA	40:29.99
36 Lutero De Araujo	49	BRA	40:34.60
37 Gaetan Breton	47	CAN	40:46.93
38 Robert Hunter	45	AUS	41:33.95
39 Donald Smith	49	USA	41:35.75
40 David Staszak	48	USA	41:50.38
41 Tony Cavuoto	45	AUS	42:07.82
42 Patrick Milroy	48	GBR	42:37.66
43 Eden Weiss	48	USA	42:40.02
44 Frederick Gordon	47	USA	43:56.62
45 Semyon Shtargot	48	AUS	44:09.02
46 Nicolas Delgado	47	COL	46:28.96
47 Gbaddel Gabdrhmanov	48	RUS	46:44.74
48 Naoto Yanagita	45	JPN	48:18.04
49 Daniel Blatz	45	USA	48:39.67
50 Thomas Dolata	49	USA	1:03:39.40

5,000 Meter Race Walk

FINAL

1 Bohdan Bulakowski	45	POL	23:01.81
2 Robert Care	48	GBR	23:16.76
3 Robert Keating	48	USA	23:33.31
4 Alexander Oleinik	46	RUS	23:44.69
5 Daniel Dorohoy	48	CAN	24:12.28
6 Enrique Camarena	45	USA	24:18.96
7 M. Goujon Gerard	45	BEL	24:51.69
8 Johann Siegele	46	AUT	25:31.53
9 Gene Opheim	48	USA	25:43.31
10 Bernie O'Callaghan	49	IRL	25:49.39
11 Gyorgy Kiss	48	HUN	25:54.51
12 Bill Penner	48	USA	25:59.21
13 Joser Orriols Verges	45	ESP	26:12.95
14 Anthony Noerpel	45	USA	27:22.09
15 Gerr Oosthuizen	47	RSA	27:37.21
16 Max Walker	48	USA	27:56.12
17 Marcus Kantrz	49	USA	28:53.33
18 Jean Claude Czaja	46	FRA	28:55.33
19 Patrick McMahan	45	USA	29:10.58
20 Art Grant	45	USA	29:14.54
21 Ross Barranco	45	USA	30:01.54
22 Lawrence Naukam	47	USA	31:13.62
23 Robert Rapp	47	USA	31:22.27
24 Andrew Smith	45	USA	32:44.21
- Peter Eisfeller	49	GER	DNF
- Bernard Binggeli	49	SUI	DNF
- Brian Savlonis	45	USA	DNF
- Erhard Meinschmidt	47	GER	DQ
- Michel Schneider	48	SUI	DQ
- Andy Arumugam	48	SIN	DQ
- Juan Yanes	45	VEN	DQ

110 Meter High Hurdles 39"

HEATS

Heat 1 Wind Reading: 3.5			
1 Dieter Tisch	47	GER	16.62
2 Tsung-Pin Chen	46	TPE	17.07
3 Herbert Hanke	47	GER	19.48
4 Ivan Black	46	USA	20.27
- Thomas Gilliard	45	USA	DQ
Heat 2 Wind Reading: 4.5			
1 Tony Wells	46	GBR	16.29
2 Donald Roberts	45	USA	16.86
3 Edward Baskauskas	45	USA	18.16
- Michael P. Augeri	48	USA	DNF
Heat 3 Wind Reading: 1.3			
1 Stan Druckrey	46	USA	15.18
2 Antonio Montaruli	47	ITA	18.19
3 Daniel Weller	48	USA	19.03
4 Konstantinos Pavlou	46	GRE	19.94
5 Yotaro Tomita	49	JPN	21.26
Heat 4 Wind Reading: -2.2			
1 Kenneth Brinker	48	USA	15.76

2 Jack Craig	45	USA	15.94
3 Tyrone Lewis	46	GBR	17.43
4 Yoshito Oguri	47	JPN	18.23
- Victor Ulianov	46	RUS	DNF

FINAL

Wind Reading: -3.7

1 Stan Druckrey	46	USA	15.94
2 Tony Wells	46	GBR	16.07
3 Jack Craig	45	USA	16.08
4 Dieter Tisch	47	GER	17.21
5 Tyrone Lewis	46	GBR	17.66
6 Donald Roberts	45	USA	17.93
7 Tsung-Pin Chen	46	TPE	22.65
- Kenneth Brinker	48	USA	DNF

400 Meter Int Hurdles 36"

HEATS

Heat 1

1 Tyrone Lewis	46	GBR	1:00.75
2 Rodney Wilshire	45	USA	1:01.74
3 Donald Roberts	45	USA	1:02.27
4 Francisco Machado	49	CAN	1:07.98
5 Yotaro Tomita	49	JPN	1:14.87
- Robert Kersall	46	FRA	DNF

Heat 2

1 Tony Wells	46	GBR	1:00.35
2 Jess Brewer	49	CAN	1:02.40
3 Steve Bogatek	45	CAN	1:02.76
4 Antonio Montaruli	47	ITA	1:03.37
5 Yoshito Oguri	47	JPN	1:06.97

Heat 3

1 Stan Druckrey	46	USA	59.05
2 Armond Laframboise	47	USA	1:13.71
3 T.W. Tesche	48	USA	1:16.52
4 Helmut Hessert	48	GER	1:18.51

FINAL

1 Stan Druckrey	46	USA	56.80
2 Rodney Wilshire	45	USA	58.97
3 Tony Wells	46	GBR	58.98
4 Donald Roberts	45	USA	1:00.82
5 Steve Bogatek	45	CAN	1:01.74
6 Jess Brewer	49	CAN	1:02.45
7 Tyrone Lewis	46	GBR	1:06.43
8 Armond Laframboise	47	USA	1:12.92

3,000 Meter Steeplechase

FINAL

1 Steef Kyne	46	NED	9:58.46
2 Valery Aristov	45	RUS	10:05.64
3 Harald Odegard	49	NOR	10:33.42
4 Kuno Amarik	45	EST	10:39.32
5 Domingos Moreira	49	POR	10:55.93
6 Jose Luis Zamora			
Alarcon	46	ESP	10:57.06
7 John Pickard	46	CAN	11:06.33
8 Henry Finch	46	USA	11:08.78
9 Francisco Rojas Cabrera	48	CHI	11:10.13
10 Don Chadez	48	USA	11:32.05
11 Henryk Stuczynski	46	POL	11:36.65
12 Jorge Almeida	46	POR	11:39.13
13 Kari Hovi	45	FIN	11:46.84
14 Randy Taylor	47	USA	12:06.71
15 Jim Boyle	45	USA	12:22.61
16 Kevin Smith	49	USA	12:35.68

4x100 Meter Relay

1 United States	45.45
Jim Dolezel	45
Kenneth Brinker	48
Mac Azuogu	47
Humbart Santillo	47

Name	Age	Country	Results
2 Great Britain			47.48
Tony Wells	46		
John Charlton	48		
David Woolley	45		
Tyrone Lewis	46		
3 Republic of South Africa			47.48
Gideon Breytenbach	47		
Monty Hacker	60		
Ockert Smit	46		
David R. Appollis	46		
4 Germany			47.88
Dieter Tisch	47		
Siegfried Wader	45		
Gilbert Joner	46		
Herbert Hanke	47		
5 Colombia			48.38
Jairo Duque Gil	47		
Luis Gutierrez-Sumay	48		
Abdias ViafaraPalacios	45		
Sergio Alrahona	47		
6 Canada			51.48
Roy Chubb	45		
Francisco Machado	49		
Garry Crawford	46		
Lancelot Alcindor	52		
7 Australia			52.21
Jim Shand	57		
Peter Dunham	51		
Anthony Bradford	55		
Michael Stevenson	55		

4x400 Meter Relay

1 United States	3:36.47
Philip Felton	46
Jim Dolezel	45
Kenneth Brinker	48
Frederick Sowerby	46
2 Great Britain	3:38.18
David Woolley	45
Tony Wells	46
Tyrone Lewis	46
Peter Browne	46
3 Canada	3:41.77
Robert Zimmerman	48
Bill McIlwaine	56
Steve Bogatek	45
Harold Isao Morioka	52
4 Germany	3:45.92
Horst Beige	48
Fred Kesseling, Dr.	47
Heiner Malo	50
Ralf Ueberschaer	45
5 Republic of South Africa	3:48.68
Gideon Breytenbach	47
Vincent O'Donoghue	50
Ockert Smit	46
David R. Appollis	46
6 Colombia	3:48.78
Sergio Alrahona	47
Abdias ViafaraPalacios	45
Luis Gutierrez-Sumay	48
Jairo Duque Gil	47
7 Australia	3:54.56
Trevor Rollinson	47
Ross Kent	53
Harold MacDonald	51
Richard Trembath	53
8 Finland	3:58.66
Raimo Malinen	48
Markku Vejjalainen	49
Vesa Korpiemaki	51
Heikki Vakkuri	47

Name	Age	Country	Results	Name	Age	Country	Results	Name	Age	Country	Results	Name	Age	Country	Results
<b>High Jump</b>				<b>Triple Jump</b>				<b>Hammer Throw 7.26 kg</b>				<b>Shot Put 7.26 kg</b>			
<b>FINAL</b>				<b>FINAL</b>				<b>FINAL</b>				<b>FINAL</b>			
1 Charlie Rader	47	USA	1.88m	1 Valodimir Chemyatevich	46	UKR	14.11m 6.2	1 Boris Zaitchouk	47	CAN	57.80m	1 Daniel Borrey	49	USA	4.60m
2 Dusan Prezelj	46	SLO	1.88m	2 Pertti Ahomaki	49	FIN	13.28m 5.3	2 Roger Schneider	48	SUI	50.90m	2 Jerry Cash	46	USA	4.45m
3 James Sauers	47	USA	1.80m	3 Bernard Lejeune	46	FRA	13.25m 4.0	3 Jan Roodt	47	RSA	50.82m	3 Flemming Johansen	49	DEN	4.30m
4 Mitsuo Kitabayashi	45	JPN	1.76m	4 Rodney Wiltshire	45	USA	13.07m 5.9	4 Nikolay Kozirenko	48	RUS	50.52m	4 Greg Miguel	48	USA	4.30m
5 Hans-Theo Nieder	46	GER	1.72m	5 Rein Laasmaa	45	EST	12.31m 4.7	5 Jostein Myrvang	48	NOR	45.94m	5 Pawek Iwinski	46	POL	4.30m
6 Juergen Ramacher, Dr.	45	GER	1.72m	6 Gerald Woolfolk	46	USA	11.83m 4.4	6 Jorge Grave	45	POR	45.04m	6 Juhani Salminen	47	FIN	4.15m
7 Jim Fanning	49	IRL	1.72m	7 Hans-Theo Nieder	46	GER	11.80m 3.5	7 Krzystof Kirilis	49	CAN	44.94m	7 Matti Kilpelainen	49	USA	4.00m
8 Kenneth Cooper	47	USA	1.68m	8 Joao Marreiros	46	POR	10.53m 2.0	8 Leonardas Varnas	46	LTU	44.44m	8 Gilbert Joner	46	GER	4.00m
9 Edward Baskauskas	45	USA	1.68m	9 Armond Laframboise	47	USA	10.48m 3.1	9 Manfred Kalupke	45	GER	42.08m	9 Veikko Makela	49	FIN	4.00m
10 Roberto Pozzi	49	USA	1.68m	10 Carlos Fuentesalba	47	CHI	10.41m 5.4	10 John Von Rohr	47	USA	41.98m	10 John Hoogasian	46	USA	4.00m
11 Jarmo Lipasti	46	FIN	1.64m	11 Yotaro Tomita	49	JPN	10.35m 3.3	11 Rainer Boese	45	GER	41.64m	11 Hans Brunner	47	SUI	3.85m
12 Mabray Andrews	45	USA	1.60m	12 Bernhard Roeser	46	AUT	10.27m 2.0	12 Patrick H. Lynn	45	USA	41.46m	12 Johnnie Dye	46	USA	3.85m
13 Georg Erne	45	SUI	1.60m	13 G. Taylor Tunstall Jr.	45	USA	10.02m 4.8	13 Gary Kelmenson	45	USA	41.18m	13 Finar Johan Svendgard	45	NOR	3.85m
14 Jim Dolezel	45	USA	1.56m	14 Ivan Black	46	USA	9.97m 3.1	14 Gerald Landzettel	49	AUT	40.70m	14 Hugh Miller	49	CAN	3.70m
15 Daniel Oiherry	47	FRA	1.52m	- Georgios Kiriakidis	49	GRE	ND NWI	15 Laszlo Varhegyi	48	HUN	37.90m	15 Mike Davis	45	USA	3.70m
16 Ivan Black	46	USA	1.48m	- Noel Peters	47	AUS	ND NWI	16 Bogdan Poprawski	47	CAN	35.76m	16 Jarmo Lipasti	46	FIN	3.70m
17 Konstantinos Pavlou	46	GRE	1.44m					17 Anagani Mogilalah	45	IND	33.30m	17 Lauri Vuohelainen	45	FIN	3.55m
18 Michael Walker	45	USA	NH					18 Knud Hoyer	49	DEN	32.58m	18 Konstantinos Pavlou	46	GRE	3.40m
19 Jerry Cash	46	USA	NH					19 James Alexander	47	USA	24.32m	19 Kent Hall	49	USA	3.40m
								- Bob Sager	47	USA	FOUL	20 Jean-Claude Deremy	45	FRA	3.25m
												21 Hubert Hagenhuber	46	AUT	3.25m
<b>Pole Vault</b>				<b>Shot Put 7.26 kg</b>				<b>Javelin Throw 800g</b>				<b>Discus Throw 2 kg</b>			
<b>FINAL</b>				<b>FINAL</b>				<b>FINAL</b>				<b>FINAL</b>			
1 Daniel Borrey	49	USA	4.60m	1 Celso Angulo Aragon	46	COL	15.15m	1 Joseph Greenberg	45	USA	63.02m	1 Luciano Baraldo	48	ITA	47.56m
2 Jerry Cash	46	USA	4.45m	2 Vlatimil Koca	46	TCH	14.74m	2 Jeurgen Brandt	47	GER	59.66m	2 Ferene Tegla	47	HUN	46.30m
3 Flemming Johansen	49	DEN	4.30m	3 Francesco Carcioffo	46	ITA	13.84m	3 Frantisek Drab	45	TCH	57.68m	3 Bengt Nilsson	47	SWE	45.62m
4 Greg Miguel	48	USA	4.30m	4 Karli Trumm	45	EST	13.27m	4 Ed Morland	47	USA	57.00m	4 Marten Regtop	46	NED	44.92m
5 Pawek Iwinski	46	POL	4.30m	5 Wayne Owen	48	USA	13.18m	5 Helmut Hessert	48	GER	54.40m	5 Hans Schouten	46	NED	44.38m
6 Juhani Salminen	47	FIN	4.15m	6 Erkki Aaltonen	47	FIN	13.15m	6 Kestutis Vislavicius	46	LTU	53.30m	6 Vlatimil Koca	46	TCH	42.22m
7 Matti Kilpelainen	49	USA	4.00m	7 Manfred Kalupke	45	GER	12.84m	7 Richard Sander	49	USA	52.36m	7 Mark Dupuis	45	USA	41.78m
8 Gilbert Joner	46	GER	4.00m	8 John Von Rohr	47	USA	12.75m	8 Paul Muttanen	45	EST	51.22m	8 Ove Pusto	49	SWE	41.58m
9 Veikko Makela	49	FIN	4.00m	9 Viacheslav Gluhov	46	RUS	12.51m	9 Bob Powers	46	USA	49.86m	9 Gerald Landzettel	49	AUT	41.42m
10 John Hoogasian	46	USA	4.00m	10 Hans Schouten	46	NED	12.50m	10 James Ulrich	48	USA	49.42m	10 Terry Shuman	49	USA	40.10m
11 Hans Brunner	47	SUI	3.85m	11 Kestutis Vislavicius	46	LTU	12.36m	11 Dennis Chandler	47	USA	48.86m	11 Manfred Kalupke	45	GER	40.04m
12 Johnnie Dye	46	USA	3.85m	12 Ulrich Marti	45	SUI	12.13m	12 Jan Dec	46	POL	47.62m	12 Jean-Yves Prevost	49	FRA	39.42m
13 Finar Johan Svendgard	45	NOR	3.85m	13 Jurgen Tempel	48	GER	12.11m					13 Jostein Myrvang	48	NOR	39.30m
14 Hugh Miller	49	CAN	3.70m	14 Marten Regtop	46	NED	12.06m					14 Gerhard Zachrau	45	GER	37.76m
15 Mike Davis	45	USA	3.70m	15 Jorge Grave	45	POR	11.69m					15 Georg Kinadeter	48	GER	37.56m
16 Jarmo Lipasti	46	FIN	3.70m	16 Gerald Landzettel	49	AUT	11.67m					16 Ulrich Marti	45	SUI	37.24m
17 Lauri Vuohelainen	45	FIN	3.55m	17 Jan Roodt	47	RSA	11.45m					17 Luis Planchart	48	VEN	36.28m
18 Konstantinos Pavlou	46	GRE	3.40m	18 Klaus Neumann	45	GER	11.28m					18 Erkki Aaltonen	47	FIN	35.96m
19 Kent Hall	49	USA	3.40m	19 Rich Dunphy	47	USA	11.19m								
20 Jean-Claude Deremy	45	FRA	3.25m	20 Bob Sager	47	USA	11.14m								
21 Hubert Hagenhuber	46	AUT	3.25m	21 Gary Kelmenson	45	USA	11.06m								
				22 Hans Josef Weitz	48	GER	10.58m								
				23 Pundarika Puthran Babu	47	IND	10.55m								
				24 Fred Riesen	47	SUI	10.15m								
				25 Anagani Mogilalah	45	IND	9.66m								
				26 Horacio Jose Imberti	47	ARG	9.51m								
<b>Long Jump</b>				<b>Discus Throw 2 kg</b>				<b>Decathlon</b>				<b>Discus Throw 2 kg</b>			
<b>FINAL</b>				<b>FINAL</b>				<b>FINAL</b>				<b>FINAL</b>			
1 Anatoly Bobrov	45	RUS	6.61m 1.4	1 Luciano Baraldo	48	ITA	47.56m	1 Joseph Greenberg	45	USA	63.02m	1 Anatoly Bobrov	45	RUS	6.61m 1.4
2 Svatoslav Sauliak	48	RUS	6.48m 2.4	2 Ferene Tegla	47	HUN	46.30m	2 Jeurgen Brandt	47	GER	59.66m	2 Svatoslav Sauliak	48	RUS	6.48m 2.4
3 Pertti Ahomaki	49	FIN	6.48m -1.1	3 Bengt Nilsson	47	SWE	45.62m	3 Frantisek Drab	45	TCH	57.68m	3 Pertti Ahomaki	49	FIN	6.48m -1.1
4 Bernard Lejeune	46	FRA	6.08m 1.4	4 Marten Regtop	46	NED	44.92m	4 Ed Morland	47	USA	57.00m	4 Bernard Lejeune	46	FRA	6.08m 1.4
5 Yoshito Oguri	47	JPN	6.04m 1.5	5 Hans Schouten	46	NED	44.38m	5 Helmut Hessert	48	GER	54.40m	5 Yoshito Oguri	47	JPN	6.04m 1.5
6 Dennis Wallington	45	GBR	6.04m 1.2	6 Vlatimil Koca	46	TCH	42.22m	6 Kestutis Vislavicius	46	LTU	53.30m	6 Dennis Wallington	45	GBR	6.04m 1.2
7 Rein Laasmaa	45	EST	NWI	7 Mark Dupuis	45	USA	41.78m	7 Richard Sander	49	USA	52.36m	7 Rein Laasmaa	45	EST	NWI
8 Vladimír Vyboštok	48	SVK	5.86m 2.3	8 Ove Pusto	49	SWE	41.58m	8 Paul Muttanen	45	EST	51.22m	8 Vladimír Vyboštok	48	SVK	5.86m 2.3
9 Georgios Kiriakidis	49	GRE	5.72m 2.0	9 Gerald Landzettel	49	AUT	41.42m	9 Bob Powers	46	USA	49.86m	9 Georgios Kiriakidis	49	GRE	5.72m 2.0
10 Herbert Hanke	47	GER	5.63m -1.1	10 Terry Shuman	49	USA	40.10m	10 James Ulrich	48	USA	49.42m	10 Herbert Hanke	47	GER	5.63m -1.1
11 Aloys Tenkhoff	47	GER	5.60m 2.1	11 Manfred Kalupke	45	GER	40.04m	11 Dennis Chandler	47	USA	48.86m	11 Aloys Tenkhoff	47	GER	5.60m 2.1
12 Gilbert Joner	46	GER	5.58m -2.5	12 Jean-Yves Prevost	49	FRA	39.42m	12 Jan Dec	46	POL	47.62m	12 Gilbert Joner	46	GER	5.58m -2.5
13 Georg Erne	45	SUI	5.51m 1.8	13 Jostein Myrvang	48	NOR	39.30m					13 Georg Erne	45	SUI	5.51m 1.8
14 Laurence Malcolmson	45	NZL	5.48m 0.9	14 Gerhard Zachrau	45	GER	37.76m					14 Laurence Malcolmson	45	NZL	5.48m 0.9
15 Gideon Breytenbach	47	RSA	5.33m -0.5	15 Georg Kinadeter	48	GER	37.56m					15 Gideon Breytenbach	47	RSA	5.33m -0.5
16 Hans-Theo Nieder	46	GER	5.29m 0.5	16 Ulrich Marti	45	SUI	37.24m					16 Hans-Theo Nieder	46	GER	5.29m 0.5
17 Swapna Kumar Das	47	IND	5.20m 0.5	17 Luis Planchart	48	VEN	36.28m					17 Swapna Kumar Das	47	IND	5.20m 0.5
18 Wolfgang Bauer	49	GER	5.14m -2.0	18 Erkki Aaltonen	47	FIN	35.96m					18 Wolfgang Bauer	49	GER	5.14m -2.0
19 Jim Dolezel	45	USA	5.12m 1.6									19 Jim Dolezel	45	USA	5.12m 1.6
20 Dana Harrell	46	USA	4.95m 0.5									20 Dana Harrell	46	USA	4.95m 0.5
21 Armond Laframboise	47	USA	4.88m -1.6									21 Armond Laframboise	47	USA	4.88m -1.6
22 Ivan Black	46	USA	4.69m 0.9									22 Ivan Black	46	USA	4.69m 0.9
23 Yotaro Tomita	49	JPN	4.41m -0.8									23 Yotaro Tomita	49	JPN	4.41m -0.8
24 Joao Marreiros	46	POR	4.30m -1.2									24 Joao Marreiros	46	POR	4.30m -1.2

Name	Age	Country	Results	Name	Age	Country	Results	Name	Age	Country	Results	Name	Age	Country	Results
8 William Dehorn		CAN	5722	100	13.81	511	w:-3.5	LJ	5.25m	657	w: 1.5	SP	8.96m	521	
				HJ	1.66m	776		400	1:02.40	536		110HH	19.36	598	w: 3.9
				DT	26.86m	453		PV	3.50m	705		JT	39.90m	616	
				1500	6:12.75	349									
9 John Charlton		GBR	5634	100	13.17	620	w:-3.5	LJ	5.77m	802	w: 5.0	SP	9.67m	571	
				HJ	1.51m	619		400	1:01.79	557		110HH	19.34	599	w: 4.7
				DT	24.86m	410		PV	3.00m	533		JT	38.96m	598	
				1500	6:18.52	325									
14 Georg Kinadeter		GER	5019	100	14.39	420	w:-8.5	LJ	4.94m	576	w: 3.6	SP	10.25m	612	
				HJ	1.42m	536		400	1:04.51	465		110HH	22.54	342	w: 3.9
				DT	35.56m	643		PV	2.40m	345		JT	40.40m	626	
				1500	5:49.33	454									
15 Daniel Olherry		FRA	4888	100	14.55	396	w:-8.5	LJ	5.15m	630	w: 3.7	SP	9.74m	576	
				HJ	1.57m	679		400	1:11.66	259		110HH	20.42	505	w: 4.7
				DT	27.78m	472		PV	3.00m	533		JT	34.14m	506	
				1500	6:16.70	332									
16 Mike Davis		USA	4853	100	14.13	459	w:-3.5	LJ	4.91m	567	w: 3.6	SP	8.82m	510	
				HJ	1.45m	560		400	1:05.40	436		110HH	19.92	548	w: 5.0
				DT	28.42m	486		PV	3.70m	778		JT	34.34m	509	
				1500	NT	0									
17 Alan Russell		USA	4363	100	13.08	635	w:-3.5	LJ	5.00m	591	w: 3.3	SP	10.61m	639	
				HJ	1.60m	714		400	56.38	762		110HH	22.12	372	w: 4.7
				DT	35.88m	650		DT	35.88m	650		DT	35.88m	650	
				1500	NT	0									
18 Solidio Martinez Leon		MEX	4286	100	14.53	399	w:-8.5	LJ	4.00m	346	w: 3.7	SP	8.68m	501	
				HJ	1.36m	472		400	1:07.48	373		110HH	22.01	380	w: 3.9
				DT	28.76m	494		PV	2.10m	259		JT	32.86m	481	
				1500	5:24.24	581									
19 Grant Hennigar		USA	3971	100	14.15	456	w:-3.5	LJ	4.65m	502	w: 4.0	SP	7.96m	450	
				HJ	1.24m	367		400	1:11.03	275		110HH	21.69	404	w: 3.9
				DT	23.78m	387		PV	2.70m	436		JT	28.60m	401	
				1500	6:26.46	293									
20 Carlos Fuentealba		CHI	3751	100	14.08	468	w:-6.2	LJ	4.56m	479	w: 3.8	SP	7.46m	414	
				HJ	1.36m	472		400	1:07.15	382		110HH	21.54	415	w: 5.0
				DT	18.66m	280		PV	2.40m	345		JT	25.32m	340	
				1500	7:06.30	156									
21 Herbert Matde		SUI	3222	100	13.76	518	w:-8.5	LJ	5.77m	802	w: 5.9	SP	9.95m	591	
				HJ	1.66m	776		400	1:02.42	535		110HH	NT	0	
				DT	ND	0		PV	NH	0		JT	ND	0	
				1500	NT	0									
22 Ramasamy Kalaiichelvan		IND	986	100	15.22	305	w:-6.2	LJ	3.75m	292	w: 4.2	SP	7.10m	389	
				HJ	NH	0		400	NT	0		110HH	NT	0	
				DT	ND	0		PV	NH	0		JT	ND	0	
				1500	NT	0									
23 Vladimir Tojin		RUS	549	100	NT	0		LJ	ND	0		SP	9.37m	549	
				HJ	NH	0		400	NT	0		110HH	NT	0	
				DT	ND	0		PV	NH	0		JT	ND	0	
				1500	NT	0									
<b>Weight Pentathlon</b>															
1 Jan Roodt		RSA	3782	HT	50.22m	873		SP	12.03m	741		DT	34.20m	613	
				JT	43.22m	681		WT	14.50m	874					
2 Marten Regtop		NED	3721	HT	39.46m	653		SP	12.91m	804		DT	45.24m	860	
				JT	42.46m	666		WT	12.54m	738					
3 Vlavimil Koca		TCH	3651	HT	35.50m	573		SP	13.94m	880		DT	38.88m	717	
				JT	48.20m	778		WT	12.04m	703					
4 Manfred Kalupke		GER	3529	HT	42.96m	724		SP	13.02m	740		DT	38.70m	713	
				JT	45.08m	716		WT	11.06m	636					
5 Jostein Myrvang		NOR	3507	HT	44.66m	759		SP	11.15m	677		DT	38.12m	700	
				JT	36.76m	556		WT	13.58m	810					
6 Hans Schouten		NED	3508	HT	34.40m	550		SP	13.94m	880		DT	42.58m	800	
				JT	37.10m	562		WT	12.10m	708					
7 Jorge Grave		POR	3469	HT	47.22m	811		SP	11.60m	710		DT	36.62m	666	
				JT	34.32m	509		WT	12.96m	767					
8 Gerhard Zachrau		GER	3410	HT	34.84m	559		SP	11.96m	736		DT	40.36m	750	
				JT	46.22m	739		WT	10.96m	629					
9 Gerald Landzertle		AUT	3338	HT	39.60m	656		SP	11.24m	684		DT	39.28m	726	
				JT	43.18m	680		WT	10.44m	593					
10 David Stebing		USA	3308	HT	37.88m	621		SP	12.85m	800		DT	38.76m	714	
				JT	42.86m	673		WT	8.98m	493					
11 Gary Kelmenson		USA	3298	HT	41.06m	685		SP	10.94m	662		DT	36.52m	664	
				JT	35.90m	539		WT	12.70m	749					
12 Krzysztof Kurlis		CAN	3138	HT	43.08m	727		SP	11.66m	714		DT	30.92m	541	
				JT	28.82m	405		WT	12.64m	744					
13 Rex Harvey		USA	3128	HT	30.72m	476		SP	11.53m	704		DT	36.92m	673	
				JT	44.02m	696		WT	10.24m	580					
14 Bob Sager		USA	3048	HT	37.84m	620		SP	10.81m	653		DT	34.10m	610	
				JT	32.60m	476		WT	11.82m	688					
15 Jean-Yves Prevost		FRA	2888	HT	32.14m	505		SP	9.90m	588		DT	37.86m	694	
				JT	34.88m	520		WT	10.22m	578					
16 Ulrich Marti		SUI	2778	HT	23.34m	330		SP	11.64m	712		DT	34.48m	619	
				JT	39.72m	613		WT	9.02m	496					

Name	Age	Country	Results	Name	Age	Country	Results	Name	Age	Country	Results	Name	Age	Country	Results
7 Knud Hoyer		DEN	2686	24 Francisco Rojas Cabrera	48	CHI	39:37	2 Bohdan Bulakowski	45	POL	1:40:22	30 Pablo Vera Gonzales	45	BOL	3:03:27
HT 33.60m	534			25 Johann Siegele	46	AUT	39:44	3 Bernard Binggeli	49	SUI	1:42:37	31 Michael Sheridan	49	CAN	3:03:59
SP 10.18m	608			26 Seth Bergmann	45	USA	40:14	4 Robert Keating	48	USA	1:48:22	32 Malcolm Clark	47	NZL	3:04:05
DT 27.60m	468			27 Louis Allred	49	USA	40:45	5 M. Goujon Gerard	45	BEL	1:49:59	33 Jean Claude Czaja	46	FRA	3:06:47
JT 35.44m	531			28 Jorge Almeida	46	POR	40:51	6 Brian Savilonis	45	USA	1:50:05	34 Johann Siegele	46	AUT	3:07:42
WT 9.74m	545			29 John Schulte	46	USA	40:56	7 Daniel Dorohoy	48	CAN	1:50:08	35 William McLure	49	AUS	3:07:51
8 Gerald Bowersox		USA	2633	30 Ray Leonard	46	CAN	41:01	8 Johann Siegele	46	AUT	1:50:26	36 Ray Leonard	46	CAN	3:08:10
HT 28.62m	435			31 Hartmut Gocht	47	GER	41:05	9 Joser Orriols Verges	45	ESP	1:52:04	37 Thomas Dixon	48	USA	3:09:11
SP 10.27m	614			32 Luiz Felicio	45	BRA	41:15	10 Gyorgy Kiss	48	HUN	1:54:07	38 William Seyler	48	USA	3:12:59
DT 32.38m	573			33 Gennady Pimenov	46	RUS	41:24	11 Taka Amano	45	USA	1:54:42	39 Adri Stevens	48	NED	3:13:52
JT 32.96m	483			34 John Cossick	46	USA	41:28	12 Roland Borgmann	49	SUI	1:55:25	40 Toader Manda	45	ROM	3:14:08
WT 9.48m	528			35 Kenneth Tocha	47	USA	41:32	13 Enrique Camarena	45	USA	1:55:39	41 Akira Yamamoto	46	JPN	3:15:04
9 Georgios Pardalis		GRE	2435	36 Dietmar Kunze	45	GER	41:38	14 Peter Eisfeller	49	GER	1:56:04	42 Anthony Strellrecht	47	USA	3:17:38
HT 23.82m	340			37 Gaetan Breton	47	CAN	41:42	15 Michel Schneider	48	SUI	1:56:05	43 Brian Eltervoog	45	USA	3:18:37
SP 10.31m	617			38 Tony Cavuoto	45	AUS	41:49	16 Steve Petrakis	45	USA	1:56:57	44 Robert Hunter	45	AUS	3:19:20
DT 30.94m	541			39 Nello Benedetti	47	ITA	42:06	17 Bernie O'Callaghan	49	IRL	1:57:36	45 Howard Ommel	46	NED	3:20:36
JT 31.82m	462			40 Robert W. Bonenberg	45	CAN	42:14	18 Juan Yanes	45	VEN	1:57:44	46 Salvador Sanchez			
WT 8.72m	475			41 Domingos Magalhaes	45	BRA	42:19	19 Franco Pantoni	49	USA	1:57:50	Alvares	47	MEX	3:20:47
10 Willi Zaiser		GER	2417	42 William McLure	49	AUS	43:06	20 Norman Frable	49	USA	2:04:10	47 Roland Borgmann	49	SUI	3:21:04
HT 27.42m	411			43 Joaquim MonteiroMoreira	47	POR	43:19	21 Shigeo Takanashi	46	JPN	2:07:27	48 Larry Zygo	45	USA	3:21:31
SP 11.16m	678			44 Michael Ghivagin	49	RUS	43:29	22 Art Grant	45	USA	2:09:10	49 Anthony Rinella	46	USA	3:21:43
DT 38.74m	713			45 Steve Schmitt	45	USA	43:53	23 Ross Barranco	45	USA	2:09:17	50 Mogens Niss	49	DEN	3:21:45
JT 39.84m	615			46 Alvaro E. Acosta Salazar	49	COL	45:16	24 Jacinto Mogena	49	USA	2:14:05	51 Michael Bautz	47	USA	3:22:11
WT FOUL	0			47 Robert Hunter	45	AUS	45:43	25 Steve Feith	48	USA	2:15:00	52 Paul Thalmann	46	SUI	3:23:00
13 Norman Hough		RSA	2405	48 Gregory Hutchinson	48	AUS	46:09	26 Richard Markiewicz	49	USA	2:15:56	53 Fred Hoogenboom	45	CAN	3:26:27
HT 17.76m	221			49 Bernard Pownall	49	AUS	47:43	27 Robert Rapp	47	USA	2:20:59	54 Dennis Sears	49	USA	3:27:43
SP 10.70m	645			50 Hassan Ismail	48	SIN	48:59	28 Eduardo SepulvedaSeaton	48	CHI	2:31:15	55 Thomas D. Miller	48	USA	3:28:10
DT 28.82m	495			51 Dieter Bauer	48	GER	50:07	29 SepulvedaSeaton	48	CHI	52:10	56 John Maslakowski	46	USA	3:28:53
JT 41.02m	638			52 Naoto Yanagita	45	JPN	50:18	57 Morgan Scot Smith	48	USA	53:02	57 Donald Smith	49	USA	3:29:00
WT 7.68m	406			53 Jeff Wilhelms	46	USA	50:45	58 Brian Keaveny	47	CAN	56:26	58 Bob Meinschenk	49	CAN	3:32:09
30 Sve Puisto		SWE	2376	54 Giovanni Abbarno	47	USA	50:59	59 Garbis Katanjian	46	LIB	1:06:14	59 Leigh Cassidy	47	AUS	3:32:27
HT 32.78m	518			55 Antonio Silva	45	POR	52:04	20 km Road Walk Team				60 Allan Phillips	48	CAN	3:34:52
SP 10.26m	613			56 Eduardo SepulvedaSeaton	48	CHI	52:10	1 United States	5:33:09			61 Bernard Crunaire	45	FRA	3:34:59
DT 37.68m	690			57 Morgan Scot Smith	48	USA	53:02	Robert Keating	1:48:22			62 Yukio Ebara	46	JPN	3:35:14
JT FOUL	0			58 Brian Keaveny	47	CAN	56:26	Brian Savilonis	1:50:05			63 Alan Peck	48	CAN	3:37:16
WT 9.88m	555			59 Garbis Katanjian	46	LIB	1:06:14	Taka Amano	1:54:42			64 Stephen Banks	49	USA	3:37:49
29 Laszlo Varhegyi		HUN	2359	Cross Country Team				2 Switzerland	5:34:07			65 Richard Blurton	45	GBR	3:38:39
HT 37.46m	612			1 Russia	1:44:04			3 Alexander Oleinik	6:25:32			66 Joao Belmiro Santos	45	BRA	3:39:20
SP 8.30m	474			Alexander Tsukanov	33:58			4 Yury Sokolov	2:10:23			67 Carl Krasnor	48	CAN	3:40:09
DT 20.38m	315			Alexey Gavrilov	34:56			Alexander Oleinik	1:36:50			68 John Halpenry	45	CAN	3:40:50
JT 25.06m	335			Valery Aristov	35:10			Yury Sokolov	2:10:23			69 William Strothmann	47	USA	3:41:45
WT 10.88m	623			2 Ireland	1:46:00			Yury Liutikov	2:38:19			70 Kenneth Robinson	45	USA	3:42:35
1131 John Von Rohr		USA	2140	3 Portugal	1:48:07			4 Peter Eisfeller	6:37:29			71 James Bowles	45	USA	3:47:05
HT 42.46m	714			Antonio Matias Riscado	34:14			Alwin Reng	1:56:04			72 Jacques Caplette	48	CAN	3:49:27
SP 12.88m	803			Ivo Silva	36:56			Robert Best	2:12:07			73 Dieter Bauer	48	GER	3:49:30
DT 34.68m	623			Jose F. Muchacho	36:57			74 Gabel Gabbrahamanov	2:29:18			74 Gabel Gabbrahamanov	48	RUS	3:51:57
JT FOUL	0			4 United States	1:54:08			75 Bernard Pownall	49	AUS	3:53:42	75 Bernard Pownall	49	AUS	3:53:42
WT FOUL	0			Roger Price	36:27			76 Craig Althen	45	USA	3:54:14	76 Craig Althen	45	USA	3:54:14
312 ss Country				Edward Best	37:27			77 William Lyons	46	USA	3:55:55	77 William Lyons	46	USA	3:55:55
Alexander Tsukanov	47	RUS	33:58	Seth Bergmann	40:14			78 David Staszak	48	USA	3:57:41	78 David Staszak	48	USA	3:57:41
Antonio Matias Riscado	45	POR	34:14	5 New Zealand	1:54:27			79 Luiz Felicio	45	BRA	3:57:48	79 Luiz Felicio	45	BRA	3:57:48
Alexey Gavrilov	47	RUS	34:56	Bob Carter	37:46			80 Bob Kolodziej	48	USA	3:58:36	80 Bob Kolodziej	48	USA	3:58:36
Valery Aristov	45	RUS	35:10	Evan McRae	38:20			81 Bob Carter	49	NZL	4:00:07	81 Bob Carter	49	NZL	4:00:07
Denise A. Noonan	46	IRL	35:13	Malcolm Clark	38:21			82 Thomas Bordonaro	45	USA	4:01:05	82 Thomas Bordonaro	45	USA	4:01:05
Brendan Sherlock	49	IRL	35:21	6 Germany	1:56:51			83 Eduardo SepulvedaSeaton	48	CHI	4:05:26	83 Eduardo SepulvedaSeaton	48	CHI	4:05:26
John Sheridan	49	IRL	35:26	Herbert Raabe	36:35			John Bell	46	USA	4:05:48	John Bell	46	USA	4:05:48
Roger Price	46	USA	36:27	Jochaim Bauer	39:11			84 John Bell	46	USA	4:05:48	84 John Bell	46	USA	4:05:48
Herbert Raabe	45	GER	36:35	Hartmut Gocht	41:05			85 Les Hoffman	49	USA	4:10:12	85 Les Hoffman	49	USA	4:10:12
Ivo Silva	45	POR	36:56	7 Australia	1:58:33			86 Jerome Giglio	45	USA	4:10:58	86 Jerome Giglio	45	USA	4:10:58
Jose F. Muchacho	47	POR	36:57	Eric Greaves	37:20			87 Daniel Blatz	45	USA	4:11:32	87 Daniel Blatz	45	USA	4:11:32
Eric Greaves	47	AUS	37:20	John Lawford	39:24			88 Thomas Bubar	46	USA	4:12:48	88 Thomas Bubar	46	USA	4:12:48
Edward Best	47	USA	37:27	Tony Cavuoto	41:49			89 Paul McCarthy	45	USA	4:12:54	89 Paul McCarthy	45	USA	4:12:54
Murray Hale	45	CAN	37:30	8 Canada	2:00:13			90 Poon Mang Leung	47	HKG	4:14:32	90 Poon Mang Leung	47	HKG	4:14:32
Eduardo Almeida	48	POR	37:44	Murray Hale	37:30			91 Don Gleason	47	USA	4:15:42	91 Don Gleason	47	USA	4:15:42
Bob Carter	49	NZL	37:46	Ray Leonard	41:01			92 Harry Spector	47	USA	4:16:53	92 Harry Spector	47	USA	4:16:53
Evan McRae	45	NZL	38:20	Gaetan Breton	41:42			93 John Orshal	45	USA	4:19:25	93 John Orshal	45	USA	4:19:25
Malcolm Clark	47	NZL	38:21	20 km Road Walk				94 Robert Brown	48	USA	4:19:32	94 Robert Brown	48	USA	4:19:32
Arnold Bradshaw	47	GBR	38:31	1 Alexander Oleinik	46	RUS	1:36:50	95 Michael Walsh	46	USA	4:19:33	95 Michael Walsh	46	USA	4:19:33
Adelino A Ramos								96 Len Kagelmacher	48	USA	4:22:13	96 Len Kagelmacher	48	USA	4:22:13
Moutinho	47	POR	38:35					97 Hirokatsu Sato	46	JPN	4:27:32	97 Hirokatsu Sato	46	JPN	4:27:32
Jochaim Bauer	46	GER	39:11					98 Tony Nicotera	48	USA	4:27:43	98 Tony Nicotera	48	USA	4:27:43
Pedro Juan Munoz	48	ARG	39:21					99 Joseph Doriguzzi	48	USA	4:29:28	99 Joseph Doriguzzi	48	USA	4:29:28
John Lawford	48	AUS	39:24					100 Neil Frank	48	USA	4:29:38	100 Neil Frank	48	USA	4:29:38
								101 David Clemens	49	USA	4:30:04	101 David Clemens	49	USA	4:30:04
								102 Nicholas Lichtenthal	46	USA	4:30:48	102 Nicholas Lichtenthal	46	USA	4:30:48
								103 Anthony Ramos	49	USA	4:32:46	103 Anthony Ramos	49	USA	4:32:46
								104 Ronald Harenza	48	USA	4:34:51	104 Ronald Harenza	48	USA	4:34:51
								105 Juan Yanes	45	VEN	4:35:23	105 Juan Yanes	45	VEN	4:35:23



Name	Age	Country	Results	Name	Age	Country	Results	Name	Age	Country	Results	Name	Age	Country	Results
106 Neale Burkhardt	47	USA	4:36:26	4 Norbert				8 Lothar Lehmann	50	GER	12.70	8 John Hess	50	USA	25
107 Joseph Meindl	49	USA	4:44:15	5 Meyer-Hartmann	50	GER	12.67	<b>Heat 2 Wind Reading: 1.4</b>				<b>Heat 6 Wind Reading: -0.9</b>			
108 Paul Draper	45	USA	4:45:58	6 Dave Connolly	54	USA	13.66	1 Joseph Johnson	50	USA	11.73	1 Roy Fearnall	52	AUS	25
109 Steve Elbrink	46	USA	4:46:42	6 S S Nadarajan	51	SIN	13.75	2 Melvin Fields	50	USA	11.93	2 Fred Turner	53	AUS	25
110 Hassan Ismail	48	SIN	4:48:32	<b>Heat 2 Wind Reading: 1.6</b>				3 Edward Jones Jr.	50	USA	11.97	3 Samuel Hall	50	USA	26
111 Paul Hassall	48	USA	4:52:24	1 Joseph Johnson	50	USA	12.01	4 Roger Pierce	50	USA	12.33	4 Segundo Guerra	54	VEN	26
112 Philip Gray	47	USA	4:52:58	2 Roger Pierce	50	USA	12.36	5 Gerold Schmitt	54	GER	12.34	5 Richard Trebbath	53	AUS	27
113 George Lattarulo	47	USA	4:57:20	3 Peter Scholz	50	GER	12.52	6 Peter Scholz	50	GER	12.42	6 Herman Tebrackeleer	51	BEL	27
114 Art Grant	45	USA	5:15:05	4 Helmut Huschke	52	GER	13.00	7 Ross Kent	53	AUS	12.69	7 John Manuhuru	53	INA	28
115 Pierre Caplette	48	CAN	5:27:00	5 Paul Gilbert	52	USA	13.88	8 Frank Little	51	USA	13.36	<b>Heat 7 Wind Reading: 0.8</b>			
116 Michael Vanderlip	45	USA	5:34:39	6 Luis Anunzio				<b>Heat 3 Wind Reading: -1.2</b>				1 Stephen Robbins	52	USA	24

**Marathon Team**

<b>1</b>	<b>United States</b>	<b>8:08:36</b>
	Charles Thompson	2:36:37
	Robert Briglio	2:45:04
	Ric Perry	2:46:55
<b>2</b>	<b>Germany</b>	<b>8:13:13</b>
	Rainer Lindemann	2:41:15
	Herbert Raabe	2:45:47
	Willi Maertens	2:46:11
<b>3</b>	<b>France</b>	<b>8:46:31</b>
	Armand Metenier	2:54:17
	Jean Bisson	2:56:06
	Jean Lemort	2:56:08
<b>4</b>	<b>New Zealand</b>	<b>8:51:40</b>
	Mike Piper	2:51:38
	Evan McRae	2:55:57
	Malcolm Clark	3:04:05
<b>5</b>	<b>Canada</b>	<b>9:02:32</b>
	Robert Knuckey	2:56:12
	Bruce Pellow	3:02:21
	Michael Sheridan	3:03:59
<b>6</b>	<b>Finland</b>	<b>9:08:35</b>
	Kai Makela	2:45:41
	Anssi Joutsenlahti	3:08:16
	Pekka Makinen	3:14:38
<b>7</b>	<b>Switzerland</b>	<b>9:14:12</b>
	Jean-Pierre Schwab	2:53:59
	Walter Eichelberger	2:59:09
	Roland Borgmann	3:21:04
<b>8</b>	<b>Colombia</b>	<b>9:14:34</b>
	Hernan Barreneche-Rios	2:43:33
	Angel de J. V. Figueroa	3:00:20
	Jorge Vargas Hernandez	3:30:41
<b>9</b>	<b>Australia</b>	<b>9:26:45</b>
	Eric Greaves	2:59:34
	William McLure	3:07:51
	Robert Hunter	3:19:20
<b>10</b>	<b>Japan</b>	<b>9:39:35</b>
	Mitsuyuki Shiota	2:49:17
	Akira Yamamoto	3:15:04
	Yukio Ebara	3:35:14
<b>11</b>	<b>Austria</b>	<b>9:43:37</b>
	Hubert Roedhammer	2:59:19
	Johann Siegle	3:07:42
	Ferdinand Wiedermann	3:36:36
<b>12</b>	<b>Brazil</b>	<b>10:16:28</b>
	Francisco Rodriguez	2:39:20
	Joao Belmiro Santos	3:39:20
	Luiz Felicio	3:57:48

**MEN 50**

**100 Meter Dash**

**HEATS**

**Heat 1 Wind Reading: 0.5**

1 Roy Fearnall	52	AUS	12.15
2 Robert Wishart	53	AUS	12.16
3 Gerold Schmitt	54	GER	12.52

**SEMI FINALS**

**Heat 1 Wind Reading: 1.9**

1 Stephen Robbins	52	USA	11.34
2 Stanley J. Wald	53	RSA	11.77
3 Thaddeus Bell	51	USA	11.96
4 Roy Fearnall	52	AUS	12.00
5 Lloyd Hart	51	USA	12.15
6 Theodor Lenk	54	GER	12.19
7 Norbert Meyer-Hartmann	50	GER	12.45

**Heat 5 Wind Reading: 2.7**

1 Peter Crombie	50	AUS	24.79
2 Roger Phillips	51	USA	25.10
3 Peter Scholz	50	GER	25.64
4 Bengt Karlsson	53	SWE	26.45
5 Gauri Shankar	54	IND	27.22
6 Dave Connolly	54	USA	28.57
7 Paul Gilbert	52	USA	29.15

**400 Meter Dash**

**HEATS**

**Heat 1**

1 Dennis Duffy	52	USA	54
2 Richard Tucker	50	USA	55
3 Reinhard Kroll	50	AUT	56
4 Ross Kent	53	AUS	57
5 Joe Cavan	50	USA	58
6 Fernando Dias	50	BRA	1:00
7 Lancelot Alcindor	52	CAN	1:02
8 Robert Evans	53	USA	1:07

**Heat 2**

1 Roy Fearnall	52	AUS	55
2 Klaus Wucherer	51	GER	56
3 Ton Peters	53	NED	58
4 Antonio Lauro De Lemos	52	BRA	59
5 Maurice Petit	52	FRA	1:01



Name	Age	Country	Results	Name	Age	Country	Results	Name	Age	Country	Results	Name	Age	Country	Results
Jonathan Tetherly	50	USA	1:06.71	3 Harold Isoo Morioka	52	CAN	52.16	2 Victor Smith	51	GBR	2:07.08	2 Salih Talib	50	USA	4:28.83
Joao Ferro Filho	52	BRA	1:20.89	4 Roy Fearnall	52	AUS	52.82	3 Jose Luiz De Souza	50	BRA	2:08.12	3 Michael Dixon	51	GBR	4:29.30
<b>Heat 3</b>				5 Melvin Fields	50	USA	52.93	4 Paul Perry	50	USA	2:10.00	4 Jake Madderom	50	CAN	4:34.00
Stephen Robbins	52	USA	55.88	6 Lloyd Hart	51	USA	53.44	5 Aric Van Tol	51	NED	2:11.46	5 Rudi Vandaele	51	BEL	4:35.78
Dieter Millbradt	50	GER	56.65	7 Fred Turner	53	AUS	54.26	6 Bernardino				6 Bernardino			
Norbert Meyer-Hartmann	50	GER	57.16	<b>800 Meter Run</b>				7 Contreras delaO	51	MEX	2:13.27	6 Contreras delaO	51	MEX	4:40.09
Dr. Wolfgang Riedel	53	GER	57.23	<b>HEATS</b>				7 Frank Hearn	54	IRL	2:14.42	7 Marcelino Contreras delaO	51	MEX	4:41.33
Bengt Karlsson	53	SWE	57.54	<b>Heat 1</b>				8 Vincent O'Donoghue	50	RSA	2:16.44	8 Vesa Korpimaki	51	FIN	4:45.02
Annonin Jankovsky	53	TCH	1:04.00	1 Victor Smith	51	GBR	2:10.10	1 Reginald Phipps	52	GBR	2:07.77	9 Robert Nelson	50	USA	4:51.05
Luis O. Pena	53	PUR	1:10.41	2 Paul Perry	50	USA	2:11.02	2 Don Parker	52	USA	2:08.38	10 Peter Szawlowski	52	USA	4:58.49
<b>Heat 4</b>				3 Bernardino Contreras delaO	51	MEX	2:13.30	3 Salih Talib	50	USA	2:08.76	11 Sebastian Adrover-Nicolau	54	ESP	5:05.67
Melvin Fields	50	USA	55.62	4 Jose Manrique	51	COL	2:13.53	4 Jim Gibbons	51	USA	2:10.89	12 Lawrence Smith	50	USA	5:23.88
Volker Peitzmeier	51	GER	55.93	5 Norbert Schafer	51	GER	2:13.91	5 Jose Manrique	51	COL	2:13.75	13 Arthur Maillet	52	USA	5:27.86
Medville Wong-Shing	50	USA	56.00	6 Marcelino Contreras delaO	51	MEX	2:16.51	6 Hansjorg Kaufmann	51	SUI	2:16.88	14 Allen Stroll	54	CAN	6:00.19
Frank Hearn	54	IRL	58.51	7 John Waite	54	AUS	2:27.96	7 Manuel J. Soares Ferreira	52	POR	2:17.74	<b>Heat 4</b>			
Richard Trembath	53	AUS	59.24	8 John Shenk	52	USA	2:32.05	8 John B. Garber	53	GBR	2:18.50	1 Kenneth Sparks	50	USA	4:22.68
Georg Dunkel	50	FIN	1:00.00	<b>Heat 2</b>				1 Kenneth Sparks	50	USA	2:02.81	2 Gunnar Gaulen	54	NOR	4:27.26
Jack Karbens	53	USA	1:02.24	1 Don Parker	52	USA	2:07.14	2 Richard Tucker	50	USA	2:07.63	3 Vladimiro Raposo	52	POR	4:28.60
<b>Heat 5</b>				2 Jose Luiz De Souza	50	BRA	2:09.97	3 Dennis Duffy	52	USA	2:08.68	4 Paul Perry	50	USA	4:29.37
Peter Crombie	50	AUS	55.42	3 Jake Madderom	50	CAN	2:14.19	4 Michael Dixon	51	GBR	2:12.47	5 Polanco Lucas Sosa	52	PUR	4:38.48
Winston Thomas	51	GBR	55.61	4 Pedro Gomes De Oliveira	54	BRA	2:24.66	5 Rudi Vandaele	51	BEL	2:13.84	6 Frank Handelman	50	USA	4:41.03
Peter Scholz	50	GER	56.00	5 Luis Hoyos	52	COL	2:28.54	6 Jake Madderom	50	CAN	2:14.35	7 Anthony Roque	50	USA	4:46.68
Cesar Austin	50	USA	57.70	6 Samuel Mc Clendon	53	USA	2:30.74	7 Norbert Schafer	51	GER	2:14.97	8 Pedro Gomes De Oliveira	54	BRA	4:51.27
Mariano Gonzales Garcia	52	ESP	59.96	7 Luis O. Pena	53	PUR	2:48.78	8 Brian Foley	51	AUS	2:16.52	9 Grigorij Ribiks	52	LAT	4:53.51
Peter Dunham	51	AUS	1:00.37	<b>Heat 3</b>				1 Michael Dixon	51	GBR	2:13.40	10 Jose Manrique	51	COL	4:55.37
John Shenk	52	USA	1:01.55	1 Richard Tucker	50	USA	2:14.02	2 Richard Tucker	50	USA	2:14.02	11 John E. Craig	53	USA	4:57.72
Nikolay Livinov	54	UKR	1:03.97	3 Frank Hearn	54	IRL	2:15.03	3 Harold MacDonald	51	AUS	2:08.77	12 Dick Croteau	53	USA	5:05.82
<b>Heat 6</b>				4 John B. Garber	53	GBR	2:15.80	4 Richard Tucker	50	USA	2:09.01	13 Denis Hooker	50	AUS	5:08.79
Harold Isoo Morioka	52	CAN	55.28	5 Brian Foley	51	AUS	2:16.37	5 Jose Luiz De Souza	50	BRA	2:15.30	14 Paul T. Murray	51	USA	5:18.64
Roger Pierce	50	USA	55.80	6 Robert Davis	51	USA	2:46.88	6 Victor Smith	51	GBR	2:16.83	15 Vern Christensen	54	CAN	5:22.97
Heiner Malo	50	GER	56.97	7 Joe Kopu	52	CAN	3:28.18	7 Dennis Duffy	52	USA	2:21.03	<b>FINAL</b>			
Vincent O'Donoghue	50	RSA	58.61	<b>Heat 4</b>				1 Reginald Phipps	52	GBR	2:03.62	1 Reginald Phipps	52	GBR	4:12.60
Andy Pittman	50	USA	1:06.46	1 Rudi Vandaele	51	BEL	2:14.53	2 Kenneth Sparks	50	USA	2:04.01	2 Kenneth Sparks	50	USA	4:12.87
John Powell	51	CAN	1:09.54	2 Hansjorg Kaufmann	51	SUI	2:14.63	3 Harold MacDonald	51	AUS	2:08.77	3 John Potts	50	GBR	4:15.68
Dan Durante	51	USA	DNF	3 Anthony Roque	50	USA	2:17.63	4 Richard Tucker	50	USA	2:09.01	4 Jan Frisby	51	USA	4:16.96
<b>Heat 7</b>				4 Vesa Korpimaki	51	FIN	2:21.32	5 Jose Luiz De Souza	50	BRA	2:15.30	5 Manuel J. Soares Ferreira	52	POR	4:18.57
Fred Turner	53	AUS	55.18	5 Edgar Laide Carrilho	52	BRA	2:22.68	6 Victor Smith	51	GBR	2:16.83	6 Alan Galbraith	51	NZL	4:21.45
Lloyd Hart	51	USA	55.77	6 John Saarmann	52	USA	2:24.48	7 Dennis Duffy	52	USA	2:21.03	7 Jose Luiz De Souza	50	BRA	4:22.84
Keith Martin	51	USA	56.04	7 Trevor Smith	51	RSA	2:36.35	8 Victor Smith	51	GBR	2:16.83	8 Alexei Malii	53	UKR	4:24.20
Hansjorg Kaufmann	51	SUI	56.88	8 Roberto Cardenas	50	USA	4:03.49	9 Emilio DelaCamaraPeron	50	ESP	4:33.21	9 Victor Smith	51	GBR	4:24.70
Francois Poncin	50	FRA	59.07	<b>Heat 5</b>				5 Ritchie Geisel	50	USA	4:33.53	10 Wally Herrala	50	USA	4:26.30
James Collins	50	USA	1:05.74	1 Salih Talib	50	USA	2:12.32	6 Valentin EsquinasSanchez	50	ESP	4:38.67	11 Vladimiro Raposo	52	POR	4:28.76
Roelf Akkerman	50	NED	DNF	2 Jim Gibbons	51	USA	2:12.41	7 Meinrad Gauch	51	SUI	4:46.61	12 Gunnar Gaulen	54	NOR	4:36.33
<b>SEMI FINALS</b>				3 Aric Van Tol	51	NED	2:13.29	8 Rob McGregor	50	NZL	4:57.30	13 Paul Perry	50	USA	4:57.38
<b>Heat 1</b>				4 Meinrad Gauch	51	SUI	2:18.49	9 Douglas Griset	52	USA	5:05.60	Salih Talib	50	USA	DNF
Harold Isoo Morioka	52	CAN	53.54	5 George Linn	53	USA	2:32.63	10 John Waite	54	AUS	5:11.25	<b>5,000 Meter Run</b>			
Peter Crombie	50	AUS	53.89	6 Sebastian Adrover-Nicolau	54	ESP	2:37.33	11 Walter Lutz	53	SUI	5:17.69	<b>FINAL</b>			
Winston Thomas	51	GBR	54.37	7 Marty King	54	USA	2:55.20	12 Ronald Obst	51	AUS	5:27.39	1 Jose Bastos	51	BRA	15:43.14
Lloyd Hart	51	USA	54.53	<b>Heat 6</b>				13 Mario Furtado	52	POR	5:43.82	3 Jiri Kindl	50	TCH	16:17.71
Peter Scholz	50	GER	56.18	1 Kenneth Sparks	50	USA	2:05.26	14 John Shenk	52	USA	5:54.32	4 Alan Galbraith	51	NZL	16:20.28
Norbert Meyer-Hartmann	50	GER	56.82	2 Reginald Phipps	52	GBR	2:06.99	John Walker	52	AUS	DQ	5 Ivo Retac	53	TCH	16:25.25
Dr. Wolfgang Riedel	53	GER	58.29	3 Vincent O'Donoghue	50	RSA	2:14.97	1 John Potts	50	GBR	4:20.08	6 Gunnar Gaulen	54	NOR	16:27.29
Medville Wong-Shing	50	USA	DNF	4 Valentin EsquinasSanchez	50	ESP	2:18.82	2 Jan Frisby	51	USA	4:20.39	7 Jan Frisby	51	USA	16:33.71
<b>Heat 2</b>				5 Keith McConnell	51	USA	2:33.55	3 Wally Herrala	50	USA	4:21.81	8 Thomas O'Loughlin	51	IRL	16:44.37
Stephen Robbins	52	USA	53.04	6 Lawrence Smith	50	USA	2:34.99	4 Manuel J. Soares Ferreira	52	POR	4:23.18	9 Alexei Malii	53	UKR	16:45.86
Melvin Fields	50	USA	54.41	7 Dr. Wolfgang Riedel	53	GER	DNF	5 Alexei Malii	53	UKR	4:24.52	10 Vladimiro Raposo	52	POR	16:50.57
Dieter Millbradt	50	GER	56.34	<b>Heat 7</b>				6 Jose Luiz De Souza	50	BRA	4:27.04	11 Emilio DelaCamaraPeron	50	ESP	16:54.42
Volker Peitzmeier	51	GER	56.97	1 Harold MacDonald	51	AUS	2:11.80	7 Sumner Brown	51	USA	4:33.24	12 Devaldino De Souza	50	BRA	16:59.29
Hansjorg Kaufmann	51	SUI	57.17	2 Dennis Duffy	52	USA	2:12.54	8 Marian Zenkiewicz	50	POL	4:40.64	13 Ed Cadman	50	USA	17:00.63
Ross Kent	53	AUS	59.52	3 Manuel J. Soares Ferreira	52	POR	2:14.41	9 Carlos Cuprill	54	PUR	4:49.50	14 Art Meaney	51	CAN	17:10.63
<b>Heat 3</b>				4 Paul P. Bourgeois	54	CAN	2:16.38	10 John B. Garber	53	GBR	4:53.60	15 Richard Webb	50	USA	17:10.74
Roy Fearnall	52	AUS	54.24	5 Donald Masterson	50	USA	2:23.22	11 Sunb Mattsson	54	SWE	4:56.11	16 Ritchie Geisel	50	USA	17:12.56
Fred Turner	53	AUS	55.02	6 James Collins	50	USA	2:44.82	12 Trevor Smith	51	RSA	5:07.85	17 Tomone Kobayashi	51	JPN	17:12.86
Roger Pierce	50	USA	55.97	7 Ton Peters	53	NED	DNF	13 Franz Deibl	54	GER	5:28.13	18 Derck Frechette	50	USA	17:14.05
Klaus Wucherer	51	GER	56.71	<b>SEMI FINALS</b>				14 Roy Skuse	54	NZL	5:48.94	19 Bob Krummert	50	USA	17:14.36
Heiner Malo	50	GER	57.11	<b>Heat 1</b>				15 Luis O. Pena	53	PUR	6:03.40	20 Vincent Hancock	51	GBR	17:18.56
Bengt Karlsson	53	SWE	58.84	1 Harold MacDonald	51	AUS	2:06.33	<b>Heat 3</b>			21 John Walker	52	USA	17:29.58	
Richard Tucker	50	USA	1:02.07	<b>FINAL</b>				1 Victor Smith	51	GBR	4:28.41	22 Jim Gibbons	51	USA	17:30.89
<b>FINAL</b>				<b>Heat 1</b>				<b>Heat 3</b>			23 James Lombardi	52	USA	17:35.83	
Stephen Robbins	52	USA	51.63	1 Harold MacDonald	51	AUS	2:06.33	<b>Heat 3</b>			24 Jake Madderom	50	CAN	17:40.79	
Peter Crombie	50	AUS	52.03	<b>Heat 2</b>				<b>Heat 3</b>							

Name	Age	Country	Results	Name	Age	Country	Results	Name	Age	Country	Results	Name	Age	Country	Results
25 Kenji Takeda	53	JPN	17:45.30	14 Art Meaney	51	CAN	36:05.62	20 Keith McConnell	51	USA	29:23.62	- Grant Lamothe	51	USA	
26 Rob McGregor	50	NZL	17:47.56	15 Miles Fleetwood	54	SWE	36:09.24	21 Ants Heinsoo	53	EST	29:39.68	<b>FINAL</b>			
27 Luis Omar Liendo	54	ARG	17:47.60	16 Tomone Kobayashi	51	JPN	36:39.15	22 Heriberto Faundez				1 Courtland Gray	51	USA	59
28 David Sheridan	51	CAN	17:48.39	17 Robert Moore	54	CAN	36:44.21	Salgado	51	CHI	31:19.12	2 Alberto Oliveira	51	BRA	1:00
29 Mike Piper	50	NZL	17:51.19	18 Polanco Lucas Sosa	52	PUR	36:49.64	23 Michael John Gough	52	CAN	31:41.55	3 Klaus Wucherer	51	GER	1:00
30 Hector Rodriguez	51	USA	17:54.06	19 Luis Omar Liendo	54	ARG	37:29.23	24 Douglas Brown	52	USA	32:41.47	4 Micholis Malatidis	51	GRE	1:01
31 Polanco Lucas Sosa	52	PUR	17:56.19	20 Richard Spreitzgrabner	51	AUT	37:38.09	- Markus Martin	50	SUI	DQ	5 Francois Poncin	50	FRA	1:01
32 Richard Spreitzgrabner	51	AUT	17:56.52	21 Herman Blanco	53	COL	37:44.11	- Edgar Kousky	54	USA	DQ	6 Thomas Rogan	50	USA	1:01
33 Petr Ucil	52	TCH	18:03.20	22 Siegfried Vosshenrich	53	GER	38:17.66	- Renato Severo	51	BRA	DQ	7 Keith Martin	51	AUS	1:01
34 Sune Mattsson	54	SWE	18:07.19	23 Juris Osis	51	LAT	38:21.18	- Alfred Ludwig	54	GER	DQ	- Michael Milove	50	USA	D
35 Juergen Moelk	51	SUI	18:08.33	24 Walter Eichelberger	54	SUI	38:36.19	<b>100 Meter High Hurdles 36"</b>							
36 Anthony Roque	50	USA	18:10.65	25 Pedro Gomes De Oliveira	54	BRA	38:43.84	<b>HEATS</b>							
37 Joseph Cote	51	USA	18:14.79	26 Brian Campbell	51	GBR	38:53.40	<b>Heat 1 Wind Reading: 2.3</b>							
38 Juris Osis	51	LAT	18:15.39	27 Frantisek Joch	53	TCH	39:10.53	1 Barry Ferguson	53	GBR	15.49	<b>Heat 2 Wind Reading: 4.7</b>			
39 Hector Bauza	50	USA	18:21.34	28 Joseph Cote	51	USA	39:22.54	2 Stador Beres	50	HUN	15.84	1 Courtland Gray	51	USA	14.91
40 Ruud Nieuwenhuis	51	NED	18:33.92	29 Juergen Moelk	51	SUI	39:28.88	3 Pedro Avalos	51	CHI	16.40	2 Michael Milove	50	USA	16.40
41 Claude Laferriere	51	CAN	18:34.48	30 Denis Hooker	50	AUS	39:37.59	4 AntonioLauro De Lemos	52	BRA	18.55	3 Bjorn Oback	50	SWE	17.28
42 Peter Szawlowski	52	USA	18:35.45	31 Alfredo Stella	51	ITA	39:45.19	5 Fernando Dias	50	BRA	20.45	4 Robert Kleemeier	51	USA	17.46
43 John E. Craig	53	USA	18:36.47	32 Claude Laferriere	51	CAN	39:45.23	<b>Heat 3 Wind Reading: 1.8</b>							
44 Brian Foley	51	AUS	18:39.59	33 Jose Martins	50	POR	39:57.02	1 Gauri Shankar	54	IND	17.12	1 Gauri Shankar	54	IND	17.12
45 Robert Evans	53	USA	18:39.68	34 John Waite	54	AUS	40:13.93	2 Nikolj Leschenko	52	RUS	17.24	2 Nikolj Leschenko	52	RUS	17.24
46 Pedro Gomes De Oliveira	54	BRA	18:41.38	35 Kjell Zettergren	51	SWE	40:30.45	3 Jibendranath Maitra	53	IND	18.91	3 Jibendranath Maitra	53	IND	18.91
47 Dick Ward	54	USA	18:42.45	36 Dick Ward	54	USA	40:39.25	4 Pedro Aguirre Prieto	53	CHI	23.28	4 Pedro Aguirre Prieto	53	CHI	23.28
48 Josef Podmolik	52	TCH	18:42.80	37 Sebastian Adrover-Nicolau	54	ESP	40:41.68	<b>Heat 4 Wind Reading: 3.8</b>							
49 Errol Otley	50	TRI	18:45.72	38 Manfred Staske	53	GER	40:44.39	1 Micholis Malatidis	51	GRE	14.58	1 Micholis Malatidis	51	GRE	14.58
50 Frantisek Joch	53	TCH	18:45.89	39 Jeff Martin	54	USA	40:54.38	2 Klaus Wucherer	51	GER	15.65	2 Klaus Wucherer	51	GER	15.65
51 Sebastian Adrover-Nicolau	54	ESP	18:47.70	40 Robert Fuga	52	AUS	41:18.70	3 Robert Osterhoudt	53	USA	17.40	3 Robert Osterhoudt	53	USA	17.40
52 John Waite	54	AUS	18:49.68	41 Guenther Wierum	53	GER	41:21.51	4 Bengt Karlsson	53	SWE	18.54	4 Bengt Karlsson	53	SWE	18.54
53 Max Bogenhuber	53	AUS	18:56.27	42 Rolli Cavalotto	51	USA	41:35.34	<b>FINAL</b>							
54 Kjell Zettergren	51	SWE	19:05.03	43 Andre Sautiere	52	FRA	41:39.96	<b>Wind Reading: -4.7</b>							
55 Denis Hooker	50	AUS	19:18.72	44 Frans Jonkers	52	NED	42:35.85	1 Courtland Gray	51	USA	14.97	1 Courtland Gray	51	USA	14.97
56 Zilinskas Jonas	50	LTU	19:22.08	45 Malcolm Brown	54	AUS	42:56.69	2 Micholis Malatidis	51	GRE	14.97	2 Micholis Malatidis	51	GRE	14.97
57 Robert Fuga	52	USA	19:40.72	46 Edward Barvick	54	USA	43:33.59	3 Barry Ferguson	53	GBR	16.07	3 Barry Ferguson	53	GBR	16.07
58 Thomas Appenheimer	50	USA	19:41.47	47 Giannis Tsimplis	50	GRE	44:09.82	4 Klaus Wucherer	51	GER	16.55	4 Klaus Wucherer	51	GER	16.55
59 Vern Christensen	54	CAN	19:45.04	48 Michael Williams Sr.	54	USA	44:19.35	5 Stador Beres	50	HUN	16.68	5 Stador Beres	50	HUN	16.68
60 Michael Williams Sr.	54	USA	19:56.32	49 Stays Cirba	52	LTU	45:01.61	6 Michael Milove	50	USA	16.83	6 Michael Milove	50	USA	16.83
61 Malcolm Brown	54	AUS	19:57.84	50 Jaakko Laajoki	52	AUS	45:10.13	7 Pedro Avalos	51	CHI	17.14	7 Pedro Avalos	51	CHI	17.14
62 Robert Fass	50	USA	19:58.31	51 Peter Woodham	53	NZL	45:24.11	8 Gauri Shankar	54	IND	17.97	8 Gauri Shankar	54	IND	17.97
63 Paul T. Murray	51	USA	19:59.92	52 Graeme Small	54	AUS	46:02.38	<b>400 Meter Int Hurdles 33"</b>							
64 Edward Barvick	54	USA	20:17.93	53 Ian August	53	NZL	46:52.17	<b>HEATS</b>							
65 Mark Spelman	50	USA	20:21.59	54 Reinhard Kott	52	GER	46:57.90	<b>Heat 1</b>							
66 Markus Martin	50	SUI	20:28.09	55 Stephen J. Barker	52	AUS	47:09.69	1 Alberto Oliveira	51	BRA	1:02.61	1 Alberto Oliveira	51	BRA	1:02.61
67 Andre Sautiere	52	FRA	20:45.12	56 William Ryan	54	AUS	47:14.68	2 Francois Poncin	50	FRA	1:04.32	2 Francois Poncin	50	FRA	1:04.32
68 Luis Hoyos	52	COL	20:50.97	57 Alan Graves	54	GBR	47:27.04	3 Keith Martin	51	AUS	1:05.51	3 Keith Martin	51	AUS	1:05.51
69 Hermes Blanco	53	COL	20:52.18	58 Ken Hough	50	AUS	47:38.03	4 AntonioLauro De Lemos	52	BRA	1:08.38	4 AntonioLauro De Lemos	52	BRA	1:08.38
70 Graeme Small	54	AUS	20:52.22	59 Ronald Obst	51	AUS	48:11.02	5 Fernando Dias	50	BRA	1:10.57	5 Fernando Dias	50	BRA	1:10.57
71 Daniel Gamble	52	USA	20:53.76	60 Robert Fass	50	USA	49:00.61	- Samuel Mc Clendon	53	USA	DNF	- Samuel Mc Clendon	53	USA	DNF
72 Peter Woodham	53	NZL	21:01.42	61 Terry Gallagher	53	CAN	49:26.85	<b>Heat 2</b>							
73 John Moore	53	USA	22:04.63	62 Alan Norden	51	AUS	50:48.82	1 Courtland Gray	51	USA	1:04.88	1 Courtland Gray	51	USA	1:04.88
74 Alan Graves	54	GBR	22:06.90	63 Joe Kopu	52	CAN	58:41.47	2 Thomas Rogan	50	USA	1:06.27	2 Thomas Rogan	50	USA	1:06.27
75 Wolfgang Grahl	50	GER	22:16.09	- Ruud Nieuwenhuis	51	NED	DNF	3 Gauri Shankar	54	IND	1:06.48	3 Gauri Shankar	54	IND	1:06.48
76 Anatoly Babanin	54	RUS	22:25.53	- Wolfgang Grahl	50	GER	DNF	4 Bengt Karlsson	53	SWE	1:07.28	4 Bengt Karlsson	53	SWE	1:07.28
77 Ken Hough	50	AUS	22:29.03	<b>5,000 Meter Race Walk</b>				5 Richard Trembath	53	AUS	1:11.27	5 Richard Trembath	53	AUS	1:11.27
78 George Ward	53	GBR	25:41.60	<b>FINAL</b>				6 Claude Franc	51	SUI	1:18.81	6 Claude Franc	51	SUI	1:18.81
79 Joe Kopu	52	CAN	26:30.60	1 George White	50	AUS	23:46.75	<b>Heat 3</b>							
80 John Wicker	50	USA	27:06.09	2 James Carmines	52	USA	24:01.07	1 Micholis Malatidis	51	GRE	1:02.98	1 Micholis Malatidis	51	GRE	1:02.98
81 Roberto Cardenas	50	USA	31:13.97	3 Donald L. Denoon	52	USA	24:12.95	2 Klaus Wucherer	51	GER	1:03.38	2 Klaus Wucherer	51	GER	1:03.38
<b>10,000 Meter Run</b>				4 Richard Friedlander	51	USA	24:22.70	3 Michael Milove	50	USA	1:04.94	3 Michael Milove	50	USA	1:04.94
<b>FINAL</b>				5 Estaban Quelale G.	50	BOL	25:54.83	4 Fred Turner	53	AUS	1:05.86	4 Fred Turner	53	AUS	1:05.86
1 Ron Robertson	54	NZL	32:39.67	6 Jose Odorico Rolim	51	BRA	26:19.16	5 Ross Jensen	50	USA	1:05.96	5 Ross Jensen	50	USA	1:05.96
2 Jose Bastos	51	BRA	32:42.58	7 Don Mowles	52	USA	26:23.18	6 Jack Karbens	53	USA	1:19.93	6 Jack Karbens	53	USA	1:19.93
3 Manuel CarvalhoDaSilva	51	POR	34:07.26	8 Piergiorgio Andreotti	54	ITA	26:28.05	<b>Heat 4</b>							
4 Jeff Corkill	52	USA	34:39.25	9 Constant Briere	54	FRA	26:33.59	1 Alberto Oliveira	51	BRA	1:02.98	1 Alberto Oliveira	51	BRA	1:02.98
5 Alan Galbraith	51	NZL	34:39.94	10 Bill Purves	51	HKG	26:39.58	2 Klaus Wucherer	51	GER	1:03.38	2 Klaus Wucherer	51	GER	1:03.38
6 Peter Lessing	54	GER	34:54.26	11 Victor Sipes	52	USA	26:47.90	3 Michael Milove	50	USA	1:04.94	3 Michael Milove	50	USA	1:04.94
7 Renato Severo	51	BRA	34:55.78	12 Jean Moussine	50	FRA	27:02.15	4 Fred Turner	53	AUS	1:05.86	4 Fred Turner	53	AUS	1:05.86
8 Emilio DelaCamaraPeron	50	ESP	35:15.70	13 Ian Richardson	50	AUS	27:21.07	5 Ross Jensen	50	USA	1:05.96	5 Ross Jensen	50	USA	1:05.96
9 John Walker	52	AUS	35:17.76	14 Robert Dobson	52	GBR	27:31.12	6 Jack Karbens	53	USA	1:19.93	6 Jack Karbens	53	USA	1:19.93
10 Devaldino De Souza	50	BRA	35:22.64	15 Arthur Lillifosse	50	NOR	27:36.78	<b>Heat 5</b>							
11 Thomas O'Loughlin	51	IRL	35:26.64	16 Vladimirs Dribincevs	54	LAT	27:46.40	1 Micholis Malatidis	51	GRE	1:02.98	1 Micholis Malatidis	51	GRE	1:02.98
12 Michele Bassi	53	ITA	35:45.34	17 Tullio Nannetti	50	ITA	27:51.04	2 Klaus Wucherer	51	GER	1:03.38	2 Klaus Wucherer	51	GER	1:03.38
13 Vincent Hancock	51	GBR	35:59.50	18 Heinz Jungen Ullrich	53	GER	28:37.40	3 Michael Milove	50	USA	1:04.94	3 Michael Milove	50	USA	1:04.94
				19 Mick Statham	51	GBR	29:14.53	4 Fred Turner	53	AUS	1:05.86	4 Fred Turner	53	AUS	1:05.86
								5 Ross Jensen	50	USA	1:05.96	5 Ross Jensen	50	USA	1:05.96
								6 Jack Karbens	53	USA	1:19.93	6 Jack Karbens	53	USA	1:19.93

**3,000 Meter Steeplechase**

**FINAL**

1 Ron Robertson	54	NZL	9:52
2 Victor Smith	51	GBR	10:47
3 John Walker	52	AUS	10:47
4 Emilio DelaCamaraPeron	50	ESP	11:09
5 Elias Dobre	52	GER	11:29
6 Marian Zenkiewicz	50	POL	11:37
7 Carroll DeWeese	51	USA	11:32
8 Gale Pfueller	52	USA	11:41
9 Jan Stuczynski	53	POL	11:46
10 Fernando Dias	50	BRA	11:40
11 Grigorj Ribiks	52	LAT	11:40
12 Thomas Carr	50	USA	11:40
13 Sune Mattsson	54	SWE	11:52
14 Juergen Moelk	51	SUI	11:56
15 Kenji Takeda	53	JPN	12:00
16 Thomas Rogan	50	USA	12:13
17 Trevor Smith	51	RSA	12:19
18 Vern Christensen	54	CAN	12:37
19 George Linn	53	USA	13:01
20 Franz Deibl	54	GER	13:30
21 Kevin Harris	52	HKG	13:40
22 Arthur Maillet	52	USA	14:30
23 Douglas Brown	52	USA	17:50
- Floyd McWilliams	52	USA	

**4x100 Meter Relay**

1 United States	45
Melvin Fields	50
Thaddeus Bell	51
Edward Jones Jr.	50
Stephen Robbins	52
2 Australia	46
Ross Kent	53
Roy Fearnall	52
Fred Turner	53
Peter Crombie	50
3 Germany	46
Peter Scholz	50
Theodor Lenk	54
Gerold Schmitt	54
Norbert Meyer-Hartmann	50
4 Great Britain	49
Barry Ferguson	53
John Potts	50

Name	Age	Country	Results
<b>Venezuela</b> 52.12			
Segundo Guerra	54		
Bartolo Gil	53		
Adolfo Kohnenkamp	51		
Antonio Palencia	52		
<b>Finland</b> 52.52			
Erik Kallio	54		
Tapani Taavitsainen	51		
Veikko Tolvanen	58		
Ilmo Saanto	51		

<b>4x400 Meter Relay</b>			
<b>United States</b> 3:37.267			
Lloyd Hart	51		
Roger Pierce	50		
Dennis Duffy	52		
Melvin Fields	50		
<b>Australia</b> 3:37.86			
Roy Fearnall	52		
Keith Martin	51		
Fred Turner	53		
Peter Crombie	50		
<b>Germany</b> 3:45.06			
Norbert Meyer-Hartmann	50		
Volker Peitzmeier	51		
Dieter Millbradt	50		
Peter Scholz	50		
<b>Great Britain</b> 3:48.71			
Winston Thomas	51		
Reginald Phipps	52		
Barry Ferguson	53		
John Potts	50		
<b>Brazil</b> 4:03.82			
Antonio Lauro De Lemos	52		
Jose Odorico Rolim	51		
Jose Luiz De Souza	50		
Zildo Bueno	55		
<b>Canada</b> 4:25.25			
Thomas Callender	63		
Lancelot Alcindor	52		
Vern Christensen	54		
Earl Fee	66		

<b>High Jump</b>			
<b>FINAL</b>			
Jaroslav Hanus	52	TCH	1.78m
Gunther Spielvogel	51	GER	1.78m
Dieter Wille	52	GER	1.74m
Vivod Franc Branko	51	SLO	1.70m
Rimgaudaj Zalys	52	LTU	1.66m
Dieter Millbradt	50	GER	1.62m
James Cawley	52	USA	1.62m
Pedro Avalos	51	CHI	1.62m
Kurt Milleck	53	GER	1.62m
Juan Antonio Chacon	51	ESP	1.62m
Standor Beres	50	HUN	1.58m
Norman Chambliss	52	USA	1.50m
Johnston Ewing	51	USA	1.46m
Lubdmir Plishcke	53	AUT	1.46m
Francois Poncin	50	FRA	1.46m
Pedro Aguirre Prieto	53	CHI	1.42m
Miklos Gazda	50	HUN	1.30m
Chang-Ho Lee	54	TPE	NH

<b>Pole Vault</b>			
<b>FINAL</b>			
Robert Neutzling	51	USA	4.00m
Heinz Beat Wyss	50	SUI	4.00m
Michael Morris	51	USA	3.85m
Mardon Connelly	53	USA	3.85m
Dezso Kalo-Vasko	53	HUN	3.70m

Name	Age	Country	Results
5 Charles Polhamus	51	USA	3.70m
7 Jiri Petricek	50	TCH	3.55m
8 Johnston Ewing	51	USA	3.25m
9 Alexey Zorin	50	RUS	3.10m
9 Fred Quick	51	CAN	3.10m
11 Bikash Biswas	52	IND	2.95m
12 Brian S Harlick	53	GBR	2.80m
13 Arnold Harting	52	USA	2.50m
- Joe Johnston	51	USA	NH
- Ira Welborn	53	USA	NH

<b>Long Jump</b>			
<b>FINAL</b>			
1 Tapani Taavitsainen	51	FIN	6.59m 1.6
2 John Hartfield			6.24m
		50	USA NWI
3 Edward Jones Jr.	50	USA	5.95m -0.4
4 Claus Werner Krefz	50	GER	5.86m 1.5
5 Leonel Carvalho	52	POR	5.84m 0.6
6 Lothar Lehmann	50	GER	5.78m 1.4
7 Micholis Malatidis	51	GRE	5.64m -0.5
8 Wilhelm Kraatz	51	GER	5.56m -1.0
9 Ilmo Saanto	51	FIN	5.54m 1.3
10 Ralf Grunefeld	54	GER	5.53m -1.0
11 Mihaly Pasztor	50	HUN	5.34m 0.7
12 Erik Kallio	54	FIN	5.32m -0.5
12 Bill Smith	53	USA	5.32m -0.7
14 Standor Beres	50	HUN	5.30m 0.9
15 Thomas Rogan	50	USA	5.21m -0.5
15 Roger Phillips	51	USA	5.21m 0.9
17 Gunnar Ekstedt	51	SWE	5.17m 1.4
18 Michael Milove	50	USA	5.08m -0.8
19 Dieter Millbradt	50	GER	5.03m 0.4
20 Norman Chambliss	52	USA	4.94m 1.0
21 Kirti Parija	51	IND	4.73m -0.8
22 Jan Rubes	52	TCH	4.72m -1.1
23 Sunil Gopal Saha			4.40m
		51	IND NWI
24 Edwin Taft	54	USA	4.31m 1.0
- Herman Bebrackeleer			FOUL
		51	BEL NWI

<b>Triple Jump</b>			
<b>FINAL</b>			
1 Jurgen Lamp	51	EST	13.41m 3.1
2 Claus Werner Krefz	50	GER	13.08m 4.0
3 Leonel Carvalho	52	POR	12.73m 3.6
4 Gabriel Mankowski	50	POL	12.45m 1.9
5 Michel Regner	50	FRA	12.40m 3.4
6 Derek Boosey	52	CAN	12.07m 4.1
7 Standor Beres	50	HUN	11.94m 1.9
8 Lothar Lehmann	50	GER	11.54m 3.2
9 Jonny Carlsson	50	SWE	11.36m 2.5
10 Gunnar Ekstedt	51	SWE	11.33m 3.0
11 Peter Owie	52	GER	11.30m 5.7
12 Wilhelm Kraatz	51	GER	11.24m 4.7
13 Lars Torsten Stenberg	52	SWE	11.19m 5.9
14 James Cawley	52	USA	11.01m 5.3
15 Erik Kallio	54	FIN	10.84m 1.7
16 Mihaly Pasztor	50	HUN	10.78m 2.6
17 Norman Chambliss	52	USA	10.59m 3.9
18 Chang-Ho Lee	54	TPE	10.41m 3.3
19 Jibendranath Maitra	53	IND	9.70m 3.5
20 Jack Karbens	53	USA	8.24m 2.8
- Tapani Taavitsainen			FOUL
		51	FIN NWI

<b>Shot Put 6 kg</b>			
<b>FINAL</b>			
1 Wolfgang Hamel	54	GER	16.01m
2 Thomas Gage	52	USA	15.25m
3 Robert Mead	51	USA	14.87m
4 Heinz Harre	51	AUT	14.58m
5 Eugen Reinhardt	54	GER	13.91m
6 Gary Tocke	51	USA	13.27m

Name	Age	Country	Results
7 Bonifacio Allende	54	ESP	12.86m
8 Andrzej Chewinski	53	POL	12.81m
9 John Scott	53	GBR	12.51m
10 Kuit Bradal	54	DEN	12.49m
11 Paul Morrone	53	USA	12.31m
12 Hermann Heinen	50	GER	12.29m
13 Eulogio Arroyo Pando	53	MEX	11.92m
14 Kenneth Straley	50	USA	11.90m
15 Bruno Nyffenegger	52	SUI	11.72m
16 Lee Englund	50	USA	11.65m
17 Jeyaraj Robert	50	IND	11.59m
18 Gerd Kuhnke	52	GER	11.52m
19 Mike Valle	54	USA	11.37m
20 Nand Lal Singh	50	IND	11.15m
21 Allan Neville	51	USA	11.06m
22 Olavi Koivukangas	53	FIN	11.05m
23 Llesh Vuksani	51	ALB	10.47m
24 Antti Kiviniemi	54	FIN	10.40m
25 John Hess	50	USA	10.13m
26 Miklos Gazda	50	HUN	10.05m
27 John Reynolds	51	AUS	9.66m
28 Dipak Banerjee	50	IND	9.54m
29 Arnold Harting	52	USA	8.93m
30 Dumpala Joseph	51	IND	7.97m
31 Enumula Prabhudass	50	IND	7.48m
32 German Camargo	54	COL	6.81m
- Graeme Rose	51	AUS	FOUL

<b>Discus Throw 1.5 kg</b>			
<b>FINAL</b>			
1 Art Swarts	50	USA	59.10m
2 Lloyd Higgins	53	USA	55.80m
3 Larry Pratt	54	USA	54.62m
4 Heinz Harre	51	AUT	54.04m
5 Ants Paju	50	EST	51.56m
6 Zdenek Karasek	52	TCH	50.48m
7 Eulogio Arroyo Pando	53	MEX	48.62m
8 Lee Englund	50	USA	48.04m
9 Hermann Heinen	50	GER	46.64m
10 Wolfgang Hamel	54	GER	45.92m
11 Robert Mead	51	USA	45.90m
12 Kuit Bradal	54	DEN	45.14m
13 James Robert Jones	51	USA	45.02m
14 Andrzej Chewinski	53	POL	44.94m
15 Thomas Gage	52	USA	44.84m
16 Graeme Rose	51	AUS	44.80m
17 Michael Harrington	54	USA	44.36m
18 Gary Tocke	51	USA	43.12m
19 Ulrich Reuling	52	GER	42.38m
20 Vladislav Konc	50	SLO	42.02m
21 Nand Lal Singh	50	IND	41.72m
22 Eugen Reinhardt	54	GER	41.18m
23 Cheng-Hung Lin	52	TPE	40.84m
24 Olavi Koivukangas	53	FIN	40.44m
25 Mike Valle	54	USA	40.38m
26 Michel Barth	51	SUI	39.12m
27 Antti Kiviniemi	54	FIN	39.08m
28 John Reynolds	51	AUS	38.18m
29 Gerd Kuhnke	52	GER	38.12m
30 Rudolph Bosch	53	RSA	37.36m
31 Ryszard Krzesinski	52	POL	37.10m
32 John Hess	50	USA	35.44m
33 Bonifacio Allende	54	ESP	35.36m
34 Allan Neville	51	USA	34.98m
35 Szilvester Nagy	51	HUN	34.44m
36 Ronald Kimball	50	USA	34.14m
37 Jack Karbens	53	USA	33.06m
38 Herbert Masopust	51	AUT	28.56m
39 Arnold Harting	52	USA	27.00m
40 Begari Bhasker	50	IND	25.12m
- Helmut Obermeier	53	GER	FOUL

<b>Hammer Throw 6 kg</b>			
<b>FINAL</b>			
1 Thomas Gage	52	USA	61.08m
2 Heimo Vierbauer	51	AUT	56.28m

Name	Age	Country	Results
3 Srecko Stiglic	52	CRO	55.98m
4 Ryszard Krzesinski	52	POL	53.82m
5 Nils-Ivan Nilsson	52	SWE	48.56m
6 Graeme Rose	51	AUS	48.06m
7 Olavi Koivukangas	53	FIN	47.10m
8 George Mathews	51	USA	46.58m
9 Wilhelm Kraatz	51	GER	45.54m
10 Nand Lal Singh	50	IND	44.44m
11 Lloyd Higgins	53	USA	43.96m
12 Klaus Volkheimer	50	GER	39.90m
13 John Reynolds	51	AUS	39.38m
14 John Scott	53	GBR	39.02m
15 Szilvester Nagy	51	HUN	38.72m
16 Mike Valle	54	USA	38.52m
17 Michel Barth	51	SUI	37.90m
18 Allan Neville	51	USA	36.92m
19 Robert Osterhoudt	53	USA	33.32m
20 Eulogio Arroyo Pando	53	MEX	29.46m
21 Jack Karbens	53	USA	28.12m

<b>Javelin Throw 800g</b>			
<b>FINAL</b>			
1 Josef Kolar	51	TCH	59.86m
2 Russell White	51	USA	56.52m
3 Salomon Robbins-Williams	50	MEX	54.48m
4 Graeme Rose	51	AUS	51.46m
5 Maris Griva	50	LAT	48.84m
6 Joe Hilbe	50	USA	48.34m
7 Kuit Bradal	54	DEN	48.16m
8 Gary Reddaway	54	USA	46.64m
9 Juan Jose Mendizabal	54	ESP	46.20m
10 Abdul Karim Amrullah	54	INA	46.04m
11 Jay Groen	51	USA	46.02m
12 George Reynolds	52	USA	45.90m
13 John Burns	54	USA	45.28m
14 Ivan Sobotka	52	TCH	44.00m
15 Guenter Pilz	50	AUT	43.92m
16 Helmut Obermeier	53	GER	42.10m
17 Shun-Tsu Lee	52	TPE	40.52m
18 Anton Kastivnik	53	SLO	38.76m
19 Llesh Vuksani	51	ALB	37.94m
20 Antti Kiviniemi	54	FIN	36.72m
21 Ronald Kimball	50	USA	36.46m
22 Alberto Quadrio	54	POR	36.44m
23 Herman Bebrackeleer	51	BEL	33.76m
24 John Hess	50	USA	31.58m
25 Carlos Makino	50	BRA	29.24m
26 Jack Karbens	53	USA	28.90m
- Nasfet Iristay	53	TUR	FOUL

<b>Decathlon</b>			
1 Rolf Geese	GER	7947	
100	12.99	730	w-4.9
LJ	6.09m	1020	w-2.9
SP	12.08m	756	
HJ	1.66m	878	
400	56.99	820	
100HH	14.54	991	w-2.3
DT	38		

Name	Age	Country	Results	Name	Age	Country	Results	Name	Age	Country	Results	Name	Age	Country	Results
3 Wilhelm Kraatz		GER	7138	9 Klaus Mueller Mag		AUT	5708	15 Bruce Selby		CAN	4798	21 Jack White		CAN	
100	13.38	661	w:-6.5	100	13.99	556	w:-6.3	100	14.39	492	w:-4.9	100	14.37	495	w:-4.9
LJ	5.64m	876	w: 4.0	LJ	5.26m	760	w: 3.0	LJ	4.76m	615	w: 2.7	LJ	4.07m	429	w: 2.7
SP	11.59m	720		SP	10.56m	645		SP	8.54m	498		SP	8.76m	514	
HJ	1.54m	740		HJ	1.51m	705		HJ	1.27m	457		HJ	1.39m	577	
400	58.57	757		400	1:05.31	515		400	59.12	736		400	1:05.46	510	
100HH	17.86	620	w: 1.6	100HH	18.35	572	w: 2.3	100HH	20.83	360	w: 5.9	100HH	20.83	360	w: 5.9
DT	38.82m	702		DT	36.10m	643		DT	23.78m	379		DT	26.52m	437	
PV	2.90m	570		PV	3.00m	606		PV	1.60m	161		PV	2.10m	303	
JT	43.72m	775		JT	40.54m	706		JT	24.22m	364		JT	18.10m	241	
1500	5:12.14	717		1500	NT	0		1500	5:08.78	736		1500	6:52.82	253	
4 Dieter Millbradt		GER	7004	10 Bill Smith		USA	5700	16 Rudolph Bosch		RSA	4713	22 Nikolay Leschenko		RUS	
100	13.35	665	w:-8.4	100	13.69	606	w:-4.9	100	14.77	436	w:-6.5	100	14.04	549	w:-6.5
LJ	5.61m	869	w: 3.2	LJ	5.60m	864	w: 2.4	LJ	4.28m	483	w: 2.2	LJ	5.20m	743	w: 2.2
SP	10.25m	622		SP	10.30m	626		SP	10.32m	627		SP	7.35m	413	
HJ	1.66m	878		HJ	1.45m	644		HJ	1.24m	426		HJ	1.48m	670	
400	56.44	842		400	1:05.34	514		400	1:04.77	533		400	1:06.04	491	
100HH	16.71	740	w: 2.0	100HH	18.00	606	w: 1.6	100HH	21.87	284	w: 1.6	100HH	16.86	723	w: 1.6
DT	31.24m	537		DT	31.14m	535		DT	36.44m	650		DT	13.94m	180	
PV	3.00m	606		PV	2.50m	431		PV	1.90m	244		PV	NH	0	
JT	38.92m	672		JT	38.06m	653		JT	31.62m	517		JT	ND	0	
1500	5:38.81	573		1500	7:02.03	221		1500	5:50.85	513		1500	NT	0	
5 Bill Angus		USA	6798	11 Robert Hancock		GBR	5403	17 Dieter Soltysik		GER	4684	23 Roy Skuse		NZL	
100	13.66	612	w:-6.5	100	13.89	573	w:-4.9	100	14.10	538	w:-8.4	100	16.75	190	w:-8.4
LJ	5.21m	746	w: 3.9	LJ	5.13m	723	w: 3.2	LJ	5.15m	727	w: 2.1	LJ	3.86m	377	w: 2.1
SP	10.31m	626		SP	9.87m	594		SP	8.55m	499		SP	8.12m	468	
HJ	1.57m	776		HJ	1.48m	670		HJ	1.39m	577		HJ	1.33m	512	
400	1:01.06	663		400	1:04.97	526		400	1:09.35	390		400	1:13.95	267	
100HH	16.33	781	w: 2.0	100HH	18.29	578	w: 1.6	100HH	20.13	414	w: 2.0	100HH	NT	0	w: 2.0
DT	28.26m	474		DT	29.94m	509		DT	24.28m	390		DT	26.28m	432	
PV	3.30m	719		PV	2.40m	398		PV	2.20m	333		PV	1.80m	216	
JT	38.86m	670		JT	29.20m	467		JT	32.34m	532		JT	21.04m	300	
1500	5:09.54	731		1500	6:23.48	365		1500	6:44.10	284		1500	6:01.02	464	
6 James Cawley		USA	6330	12 Grant Lamothe		USA	5121	18 Jack Karbens		USA	4471	24 Richard Walica		TCH	
100	13.55	629	w:-6.5	100	14.08	541	w:-8.4	100	14.90	417	w:-6.5	100	13.78	591	w:-6.5
LJ	5.42m	809	w: 2.1	LJ	4.56m	559	w: 3.2	LJ	4.69m	595	w: 3.1	LJ	5.37m	795	w: 3.1
SP	9.21m	546		SP	9.01m	532		SP	9.37m	558		SP	8.12m	468	
HJ	1.63m	840		HJ	1.39m	577		HJ	1.27m	457		HJ	1.39m	577	
400	1:00.76	674		400	1:01.72	639		400	1:02.70	604		400	59.51	721	
100HH	17.77	628	w: 2.0	100HH	18.75	535	w: 5.9	100HH	23.12	205	w: 5.9	100HH	NT	0	w: 5.9
DT	30.70m	526		DT	26.30m	432		DT	30.02m	511		DT	ND	0	
PV	3.20m	682		PV	2.00m	273		PV	NH	0		PV	NH	0	
JT	35.78m	605		JT	32.04m	526		JT	33.00m	546		JT	ND	0	
1500	6:17.48	391		1500	5:51.99	507		1500	5:37.86	578		1500	NT	0	
7 Peter Ovic		GER	6327	13 Gabriel Mankowski		POL	4887	19 Andrey Polosin		RUS	4212	25 Werner Angermund		GER	
100	13.83	582	w:-4.9	100	13.51	637	w:-6.3	100	15.71	308	w:-6.3	100	13.76	595	w:-6.3
LJ	5.50m	833	w: 2.8	LJ	5.53m	842	w: 2.0	LJ	4.45m	529	w: 2.5	LJ	4.93m	664	w: 2.5
SP	9.90m	597		SP	10.06m	608		SP	9.45m	564		SP	9.52m	569	
HJ	1.51m	705		HJ	1.57m	776		HJ	1.36m	544		HJ	1.45m	644	
400	1:01.94	631		400	1:04.66	536		400	1:17.90	178		400	1:07.31	451	
100HH	17.27	680	w: 5.9	100HH	18.14	592	w: 2.3	100HH	1:17.90	178	w: 1.6	100HH	NT	0	w: 1.6
DT	30.22m	515		DT	29.40m	498		DT	21.04	343		DT	ND	0	
PV	3.10m	642		PV	2.40m	398		PV	28.94m	488		PV	NH	0	
JT	35.20m	593		JT	ND	0		JT	2.50m	431		JT	ND	0	
1500	5:43.57	549		1500	NT	0		1500	33.10m	548		1500	ND	0	
									6:45.48	279					
8 Tom Thorne		USA	6052	14 Ronald Kimball		USA	4849	20 Brian S Harlick		GBR	4129	26 Ryszard Krzesinski		POL	
100	14.09	540	w:-4.9	100	13.77	593	w:-6.3	100	15.69	309	w:-8.4	100	14.70	446	w:-8.4
LJ	5.04m	695	w: 3.5	LJ	4.63m	578	w: 1.6	LJ	4.17m	455	w: 1.8	LJ	4.22m	467	w: 1.8
SP	10.58m	646		SP	8.55m	499		SP	8.87m	522		SP	10.64m	650	
HJ	1.54m	740		HJ	1.42m	610		HJ	1.36m	544		HJ	1.33m	512	
400	1:05.52	508		400	1:10.37	361		400	1:15.68	226		400	NT	0	
100HH	16.63	747	w: 5.9	100HH	21.57	305	w: 2.0	100HH	21.59	303	w: 2.3	100HH	NT	0	w: 2.3
DT	31.84m	550		DT	32.28m	560		DT	31.94m	552		DT	ND	0	
PV	3.10m	642		PV	2.90m	570		PV	2.90m	570		PV	NH	0	
JT	37.80m	648		JT	35.68m	603		JT	26.10m	403		JT	ND	0	
1500	6:30.58	336		1500	7:18.49	170		1500	6:55.13	245		1500	NT	0	

Name	Age	Country	Results	Name	Age	Country	Results	Name	Age	Country	Results	Name	Age	Country	Results
3 Wilhelm Kraatz		GER	7138	9 Klaus Mueller Mag		AUT	5708	15 Bruce Selby		CAN	4798	21 Jack White		CAN	4119
100	13.38	661	w:-6.5	100	13.99	556	w:-6.3	100	14.39	492	w:-4.9	100	14.37	495	w:-8.4
LJ	5.64m	876	w: 4.0	LJ	5.26m	760	w: 3.0	LJ	4.76m	615	w: 2.7	LJ	4.07m	429	w: 3.9
SP	11.59m	720		SP	10.56m	645		SP	8.54m	498		SP	8.76m	514	
HJ	1.54m	740		HJ	1.51m	705		HJ	1.27m	457		HJ	1.39m	577	
400	58.57	757		400	1:05.31	515		400	59.12	736		400	1:05.46	510	
100HH	17.86	620	w: 1.6	100HH	18.35	572	w: 2.3	100HH	20.83	360	w: 5.9	100HH	20.83	360	w: 2.3
DT	38.82m	702		DT	36.10m	643		DT	23.78m	379		DT	26.52m	437	
PV	2.90m	570		PV	3.00m	606		PV	1.60m	161		PV	2.10m	303	
JT	43.72m	775		JT	40.54m	706		JT	24.22m	364		JT	18.10m	241	
1500	5:12.14	717		1500	NT	0		1500	5:08.78	736		1500	6:52.82	253	
4 Dieter Millbradt		GER	7004	10 Bill Smith		USA	5700	16 Rudolph Bosch		RSA	4713	22 Nikolay Leschenko		RUS	3769
100	13.35	665	w:-8.4	100	13.69	606	w:-4.9	100	14.77	436	w:-6.5	100	14.04	549	w:-6.3
LJ	5.61m	869	w: 3.2	LJ	5.60m	864	w: 2.4	LJ	4.28m	483	w: 2.2	LJ	5.20m	743	w: 4.9
SP	10.25m	622		SP	10.30m	626		SP	10.32m	627		SP	7.35m	413	
HJ	1.66m	878		HJ	1.45m	644		HJ	1.24m	426		HJ	1.48m	670	
400	56.44	842		400	1:05.34	514		400	1:04.77	533		400	1:06.04	491	
100HH	16.71	740	w: 2.0	100HH	18.00	606	w: 1.6	100HH	21.87	284	w: 1.6	100HH	16.86	723	w: 2.0
DT	31.24m	537		DT	31.14m	535		DT	36.44m	650		DT	13.94m	180	
PV	3.00m	606		PV	2.50m	431		PV	1.90m	244		PV	NH	0	
JT	38.92m	672		JT	38.06m	653		JT	31.62m	517		JT	ND	0	
1500	5:38.81	573		1500	7:02.03	221		1500	5:50.85	513		1500	NT	0	
5 Bill Angus		USA	6798	11 Robert Hancock		GBR	5403	17 Dieter Soltysik		GER	4684	23 Roy Skuse		NZL	3226
100	13.66	612	w:-6.5	100	13.89	573	w:-4.9	100	14.10	538	w:-8.4	100	16.75	190	w:-4.9
LJ	5.21m	746	w: 3.9	LJ	5.13m	723	w: 3.2	LJ	5.15m	727	w: 2.1	LJ	3.86m	377	w: 2.3
SP	10.31m	626		SP	9.87m	594		SP	8.55m	499		SP	8.12m	468	
HJ	1.57m	776		HJ	1.48m	670		HJ	1.39m	577		HJ	1.33m	512	
400	1:01.06	663		400	1:04.97	526		400	1:09.35	390		400	1:13.95	267	
100HH	16.33	781	w: 2.0	100HH	18.29	578	w: 1.6	100HH	20.13	414	w: 2.0	100HH	NT	0	
DT	28.26m	474		DT	29.94m	509		DT	24.28m	390		DT	26.28m	432	
PV	3.30m	719		PV	2.40m	398		PV	2.20m	333		PV	1.80m	216	
JT	38.86m	670		JT	29.20m	467		JT	32.34m	532		JT	21.04m	300	
1500	5:09.54	731		1500	6:23.48	365		1500	6:44.10	284		1500	6:01.02	464	
6 James Cawley		USA	6330	12 Grant Lamothe		USA	5121	18 Jack Karbens		USA	4471	24 Richard Walica		TCH	3152
100	13.55	629	w:-6.5	100	14.08	541	w:-8.4	100	14.90	417	w:-6.5	100	13.78	591	w:-6.5
LJ	5.42m	809	w: 2.1	LJ	4.56m	559	w: 3.2	LJ	4.69m	595	w: 3.1	LJ	5.37m	795	w: 1.4
SP	9.21m	546		SP	9.01m	532		SP	9.37m	558		SP	8.12m	468	
HJ	1.63m	840		HJ	1.39m	577		HJ	1.27m	457		HJ	1.39m	577	
400	1:00.76	674		400	1:01.72	639		400	1:02.70	604		400	59.51	721	
100HH	17.77	628	w: 2.0	100HH	18.75	535	w: 5.9	100HH	23.12	205	w: 5.9	100HH	NT	0	
DT	30.70m	526		DT	26.30m	432		DT	30.02m	511		DT	ND	0	
PV	3.20m	682		PV	2.00m	273		PV	NH	0		PV	NH	0	
JT	35.78m	605		JT	32.04m	526		JT	33.00m	546		JT	ND	0	
1500	6:17.48	391		1500	5:51.99	507		1500	5:37.86	578		1500	NT	0	
7 Peter Ovie		GER	6327	13 Gabriel Mankowski		POL	4887	19 Andrey Polosin		RUS	4212	25 Werner Angermund		GER	2923
100	13.83	582	w:-4.9	100	13.51	637	w:-6.3	100	15.71	308	w:-6.3	100	13.76	595	w:-6.3
LJ	5.50m	833	w: 2.8	LJ	5.53m	842	w: 2.0	LJ	4.45m	529	w: 2.5	LJ	4.93m	664	w: 3.3
SP	9.90m	597		SP	10.06m	608		SP	9.45m	564		SP	9.52m	569	
HJ	1.51m	705		HJ	1.57m	776		HJ	1.36m	544		HJ	1.45m	644	
400	1:01.94	631		400	1:04.66	536		400	1:17.90	178		400	1:07.31	451	
100HH	17.27	680	w: 5.9	100HH	18.14	592	w: 2.3	100HH	21.04	343	w: 1.6	100HH	NT	0	
DT	30.22m	515		DT	29.40m	498		DT	28.94m	488		DT	ND	0	
PV	3.10m	642		PV	2.40m	398		PV	2.50m	431		PV	NH	0	
JT	35.20m	593		JT	ND	0		JT	33.10m	548		JT	ND	0	
1500	5:43.57	549		1500	NT	0		1500	6:45.48	279		1500	NT	0	
8 Tom Thorne		USA	6052	14 Ronald Kimball		USA	4849	20 Brian S Harlick		GBR	4129	26 Ryszard Krzesinski		POL	2075
100	14.09	540	w:-4.9	100	13.77	593	w:-6.3	100	15.69	309	w:-8.4	100	14.70	446	w:-6.5
LJ	5.04m	695	w: 3.5	LJ	4.63m	578	w: 1.6	LJ	4.17m	455	w: 1.8	LJ	4.22m	467	w: 2.4
SP	10.58m	646		SP	8.55m	499		SP	8.87m	522		SP	10.64m	650	
HJ	1.54m	740		HJ	1.42m	610		HJ	1.36m	544		HJ	1.33m	512	
400	1:05.52	508		400	1:10.37	361		400	1:15.68	226		400	NT	0	
100HH	16.63	747	w: 5.9	100HH	21.57	305	w: 2.0	100HH	21.59	303	w: 2.3	100HH	NT	0	
DT	31.84m	550		DT	32.28m	560		DT	31.94m	552		DT	ND	0	
PV	3.10m	642		PV	2.90m	570		PV	2.90m	570		PV	NH	0	
JT	37.80m	648		JT	35.68m	603		JT	26.10m	403		JT	ND	0	
1500	6:30.58	336		1500	7:18.49	170		1500	6:55.13	245		1500	NT	0	



Name	Age	Country	Results	Name	Age	Country	Results	Name	Age	Country	Results	Name	Age	Country	Results
<b>8 Portugal 2:13:05</b>				<b>Marathon</b>				74 Robert Berke 50 USA 4:22:02				7 Carlos Vernon 57 USA 14.89			
Juvenal Costa			38:43	1 Jose Bastos 51 BRA 2:34:37	75 John Moore 53 USA 4:22:49				8 Thomas J. Vaughan 57 USA 15.92						
Manuel CarvalhoDaSilva			39:56	2 Juvenal Costa 51 POR 2:43:37	76 Gunter Stapelfeld 53 DEN 4:29:12				<b>Heat 2 Wind Reading: 3.5</b>						
Mario Furtado			54:26	3 Herman Tadeo Cortinez 51 ARG 2:43:44	77 Norman Ernst 52 USA 4:30:21				1 Guido Mueller 56 GER 12.00						
<b>9 Canada 2:13:17</b>				4 Peter Lessing 54 GER 2:44:45	78 Daniel Drabek 50 USA 4:30:31				2 Byron Henry 56 CAN 12.27						
Robert Moore			40:47	5 Michele Bassi 53 ITA 2:46:33	79 Ken Hough 50 AUS 4:30:35				3 Barrie Kernaghan 55 AUS 12.39						
Dave Monteith			43:15	6 Terry Van Natta 51 USA 2:49:20	80 Dilson Oliveira 52 BRA 4:32:54				4 Lawrence Harvey 56 USA 12.97						
Bernard Conway			49:15	7 Arnulfo Gonzalez Zepeda 50 MEX 2:49:30	81 Stephen J. Barker 52 AUS 4:40:27				5 Dieter Otto 56 GER 13.33						
<b>10 Switzerland 2:17:10</b>				8 Richard Webb 50 USA 2:49:36	82 Esteban Quelali Guancoll 50 BOL 4:42:18				6 Clark Little 58 CAN 13.45						
Juergen Moelk			42:52	9 Zygfyrd Liban 51 POL 2:50:46	83 Thomas Sundstrom 50 USA 4:44:19				7 Edemar Elias Melieu 58 BRA 14.74						
Walter Eichelberger			42:59	10 Mike Piper 50 NZL 2:51:38	84 Peter Woodham 53 NZL 4:49:58				- Leonel Pedroza Franco 57 COL DNF						
Alfred Blatti			51:19	11 Karl Horst Klee 53 GER 2:57:03	85 Mansaku Higashi 51 JPN 4:50:25				<b>Heat 3 Wind Reading: 2.5</b>						
<b>11 Great Britain 2:18:41</b>				12 Siegfried Vosshenrich 53 GER 2:58:00	86 Heinz Jurgen Ullrich 53 GER 4:56:46				1 Ken Dennis 58 USA 11.95						
Victor Smith			42:58	13 Walter Eichelberger 54 SUT 2:59:09	87 Carl Matthias 53 USA 4:56:50				2 Imre Babos 56 HUN 11.98						
Vincent Hancock			43:11	14 Devaldino De Souza 50 BRA 3:01:15	88 Michael Torillo 52 USA 4:57:04				3 Byron Gray 59 GBR 12.17						
Alan Graves			52:32	15 Manfred Prax 51 GER 3:03:58	89 Uhuru Watson 51 USA 4:57:56				4 Filippo Torre 55 ITA 12.76						
<b>20 km Road Walk</b>				16 David Sheridan 51 CAN 3:04:26	90 Charlie Matlock 50 USA 5:02:11				5 Juergen Volkert 57 GER 12.90						
1 George White 50 AUS 1:44:28	17 Alfredo Stella 51 ITA 3:07:59				91 Natsuo Moriya 50 JPN 5:03:21				6 Dr. Helge Hinke 55 GER 12.94						
2 Edgar Kousky 54 USA 1:51:33	18 Anssi Joutsenlahti 51 FIN 3:08:16				92 Alan Norden 51 AUS 5:19:47				7 Alejandro Ortiz Pardo 59 COL 14.09						
3 Piergiorgio Andreotti 54 ITA 1:52:17	19 Antonio Simoes 54 POR 3:09:35				93 Sng Ah Huat 50 SIN 5:20:26				8 Eric Wisneth 56 CAN 15.06						
4 James Carmines 52 USA 1:52:24	20 Wolfgang Kroll 52 GER 3:09:58				94 Kunihiko Ueki 52 JPN 5:29:52				<b>Heat 4 Wind Reading: 1.9</b>						
5 Robert Dobson 52 GBR 1:55:11	21 John Waite 54 AUS 3:11:02				95 Anthony Krupa 50 USA 5:49:08				1 Lawrence Colbert 58 USA 12.24						
6 Rainer Heidemann 51 GER 1:57:04	22 Roger L. Paradis 50 CAN 3:11:13				<b>Marathon Team</b>				2 Hans Jurgen Gasper 59 GER 12.48						
7 Jean Moussine 50 FRA 1:57:41	23 Kjell Zettergren 51 SWE 3:12:05				1 Germany 8:39:48				3 Vicente De Paulo Viegas 55 BRA 12.53						
8 Jose Odorico Rolim 51 BRA 1:58:36	24 Frantisek Joch 53 TCH 3:12:07				Peter Lessing 2:44:45				4 Maryn Adamson 56 USA 12.59						
9 Alan Yap 52 USA 1:59:18	25 Hector Rodriguez 51 USA 3:12:20				Karl Horst Klee 2:57:03				5 Alexander Nesterenko 55 RUS 12.72						
10 Gary Null 50 USA 2:00:16	26 Max Bogenhuber 53 AUS 3:13:30				Siegfried Vosshenrich 2:58:00				6 Tsutomu Harata 56 JPN 13.55						
11 Bill Purves 51 HKG 2:02:31	27 Manfred Staske 53 GER 3:14:04				2 United States 8:51:16				7 Ed Arnold 56 USA 15.83						
12 Tullio Nannetti 50 ITA 2:03:11	28 Pekka Makinen 51 FIN 3:14:38				Terry Van Natta 2:49:20				8 Alan Carter 58 GBR 16.88						
13 Constant Briere 54 FRA 2:03:21	29 Ottar Lund 52 AUS 3:19:51				Richard Webb 2:49:36				<b>Heat 5 Wind Reading: 3.7</b>						
14 Alfred Ludwig 54 GER 2:03:50	30 Ronald Johnstone 54 USA 3:22:14				Hector Rodriguez 3:12:20				1 Arno Hamackers 55 GER 12.22						
15 Marcel Olier 54 FRA 2:04:20	31 Malcolm Brown 54 AUS 3:22:51				3 Italy 9:04:33				2 John Cooper 56 AUS 12.23						
16 Arthur Lillifosse 50 NOR 2:04:28	32 John Pedlow 53 USA 3:27:00				Michele Bassi 2:46:33				3 Kurt Pientka 56 GER 12.77						
17 Heribert Faundez Salgado 51 CHI 2:04:56	33 Ken Cairns 52 CAN 3:27:25				Alfredo Stella 3:07:59				4 Graeme Noden 57 AUS 12.81						
18 Vladimirs Dribincavs 54 LAT 2:05:04	34 Guenther Wierum 53 GER 3:27:39				Bruno Baggia 3:10:01				5 Gennady Titov 59 RUS 12.98						
19 Victor Sipes 52 USA 2:06:07	35 Robert Whitehead 51 CAN 3:28:12				4 Portugal 9:05:03				6 Eiji Wada 58 JPN 13.56						
20 Mick Statham 51 GBR 2:07:08	36 Andre Sautiere 52 FRA 3:28:38				Juvenal Costa 2:43:37				7 Masaharu Higashi 57 JPN 13.87						
21 Thomas Knatt 54 USA 2:08:44	37 Michael Scanlon 50 USA 3:28:45				Antonio Simoes 3:09:35				8 Anthony Bradford 55 AUS 13.92						
22 Heinz Jurgen Ullrich 53 GER 2:09:03	38 Jerry Bergman 53 USA 3:29:17				Jose Manuel Alves 3:11:56				<b>Heat 6 Wind Reading: 4.3</b>						
23 Keith McConnell 51 USA 2:09:22	39 Frans Jonkers 52 NED 3:29:52				5 Australia 9:09:27				1 Reginald Austin 58 AUS 11.91						
24 Larry Freeman 53 USA 2:09:43	40 Terry Kayes 50 NZL 3:29:54				Colin McLeod 2:44:55				2 Jootje Oroh Pesak 56 INA 12.27						
25 Ans Heinsoo 53 EST 2:11:56	41 Chris Jurisch 51 RSA 3:30:07				John Waite 3:11:02				3 Norman Richards 57 AUS 12.50						
26 Ronald Shields 52 USA 2:15:56	42 Giannis Tsimplis 50 GRE 3:30:16				Max Bogenhuber 3:13:30				4 Yi-Hsiung Kuo 56 TPE 12.53						
27 Manny Eisner 54 USA 2:17:26	43 Ian August 53 NZL 3:31:46				6 Brazil 9:14:08				5 Hans Roos 56 GER 12.67						
28 Boddu Baleshwar 53 IND 2:34:04	44 Werner Schmidtfreick 54 USA 3:32:46				Jose Bastos 2:34:37				6 Stan King 58 USA 13.08						
29 Douglas Brown 52 USA 2:47:28	45 Samuel Adams 50 USA 3:34:11				Devaldino De Souza 3:01:15				7 Helmut Karolus 56 GER 14.43						
<b>20 km Road Walk Team</b>				46 Ferdinand Wiedermann 50 AUT 3:36:36	Natalicio C. da Silva 3:38:16				8 Giancarlo Ernestini 55 SLO 14.52						
1 United States 5:43:15	47 Jose Luis Vera Vivanco 51 MEX 3:36:56				7 Canada 9:43:04				<b>Heat 7 Wind Reading: 2.5</b>						
Edgar Kousky 1:51:33	48 Natalicio C. da Silva 50 BRA 3:38:16				David Sheridan 3:04:26				1 Zildo Bueno 55 BRA 12.37						
James Carmines 1:52:24	49 Donald Kieffer 52 USA 3:41:21				Roger L. Paradis 3:11:13				2 Jim Shand 57 AUS 13.02						
Alan Yap 1:59:18	50 Jeffrey Casterline 53 USA 3:44:31				Ken Cairns 3:27:25				3 Emil Pawlik 56 USA 13.12						
2 France 6:05:22	51 Jacques Gauthier 50 CAN 3:44:48				8 New Zealand 10:21:40				4 Dr. Karl Schmid 57 GER 13.14						
Jean Moussine 1:57:41	52 Peter Stoerch 52 GER 3:46:50				Neville Wagner 3:20:00				5 Henry Hulden 58 SWE 13.18						
Constant Briere 2:03:21	53 Fanos Olajos 53 HUN 3:51:40				Terry Kayes 3:29:54				6 Antigas Flores Marquez 59 URU 13.92						
Marcel Olier 2:04:20	54 Patrick Porter 50 USA 3:52:43				Ian August 3:31:46				7 Mitsushi Haraguchi 56 JPN 14.64						
3 Germany 6:09:57	55 Robert Salomon 51 USA 3:53:59				9 Japan 13:58:06				- Ossie Rogers 57 TRI DNF						
Rainer Heidemann 1:57:04	56 Bernard Conway 54 CAN 3:54:03				Tomihide Shinjo 4:04:20				<b>SEMI FINALS</b>						
Alfred Ludwig 2:03:50	57 Edward Kopacsy 54 USA 3:57:13				Mansaku Higashi 4:50:25				<b>Heat 1 Wind Reading: 2.5</b>						
Heinz Jurgen Ullrich 2:09:03	58 Ronald Paquette 54 USA 3:57:27				Natsuo Moriya 5:03:21				1 Reginald Austin 58 AUS 11.91						
4 Great Britain 6:20:52	59 Walt Bollech 52 USA 3:58:01				<b>MEN 55</b>				2 Zildo Bueno 55 BRA 12.06						
Robert Dobson 1:55:11	60 Thomas Charlesworth 52 USA 4:00:54				<b>100 Meter Dash</b>				3 Lawrence Colbert 58 USA 12.17						
Mick Statham 2:07:08	61 Rainer Heidemann 51 GER 4:01:17				<b>HEATS</b>				4 Jootje Oroh Pesak 56 INA 12.37						
John Marshall 2:18:33	62 John Dean 50 AUS 4:01:20				Heat 1 Wind Reading: 2.0				5 Hans Jurgen Gasper 59 GER 12.57						
5 Latvia 6:36:16	63 Tomihide Shinjo 51 JPN 4:04:20				1 Hans Saurter 57 GER 12.09				6 Victor GoytizoloChavez 56 PER 12.61						
Vladimirs Dribincavs 2:05:04	64 William Ryan 54 AUS 4:04:21				2 Scott Tyler 55 USA 12.16				7 Vicente De Paulo Viegas 55 BRA 12.67						
Zigurdas Irbe 2:11:11	65 Hans Tammemagi 50 CAN 4:05:40				3 Peter Fahrholz 57 GER 13.15				8 Filippo Torre 55 ITA 12.91						
Gunars Mikulis 2:20:01	66 Graeme Small 54 AUS 4:06:40				4 Victor GoytizoloChavez 56 PER 12.53				<b>Heat 2 Wind Reading: -1.7</b>						
6 Italy 7:33:46	67 Graeme Murfett 54 AUS 4:09:50				5 Heinz Mayer 57 GER 14.16				1 Ken Dennis 58 USA 12.32						
Tullio Nannetti 2:03:11	68 Larry A. Crawford 50 USA 4:13:33				6 Toshihiko Kobayashi 55 JPN 14.24				2 Imre Babos 56 HUN 12.40						
Carletto Frascarolo 2:35:20	69 Heribert Faundez Salgado 51 CHI 4:15:07								3 Norman Richards 57 AUS 13.13						
Mario Brivio 2:55:15	70 Marty Herron 50 USA 4:16:00								4 Yi-Hsiung Kuo 56 TPE 13.29						
	71 Guenter Hoffman 53 GER 4:18:55								5 Jim Shand 57 AUS 13.36						
	72 Steve Lamantia 53 USA 4:19:45								6 Byron Henry 56 CAN 16.91						
	73 James Malek 54 USA 4:21:43								- Arno Hamackers 55 GER DNF						



Name	Age	Country	Results	Name	Age	Country	Results	Name	Age	Country	Results	Name	Age	Country	Results					
<b>Heat 3 Wind Reading: 1.6</b>				6	Horst Richter	55	GER	28.90	<b>Heat 5</b>				7	Charles Hill	58	USA	2:55.52			
1	Hans Sautter	57	GER	12.17	7	Valery Vilomov	55	RUS	28.93	1	Lawrence Colbert	58	USA	57.53	<b>Heat 2</b>					
2	John Cooper	56	AUS	12.23	8	Edemar Elias Melleu	58	BRA	31.00	2	Barrie Kernaghan	55	AUS	58.14	1	Alan Bradford	56	AUS	2:18.47	
3	Scott Tyler	55	USA	12.24	<b>SEMI FINALS</b>				3	John R. Newcombe	56	GBR	58.58	2	Robert Douglas	55	AUS	2:19.54		
4	Martyn Adamson	56	USA	12.25	<b>Heat 1 Wind Reading: -3.2</b>				4	Tor Trondset	59	SWE	58.82	3	Kruse Hansen	57	DEN	2:20.22		
5	Guido Mueller	56	GER	12.25	1	Reginald Austin	58	AUS	25.11	5	Yonghai Mao	57	CHN	1:05.88	4	Jorge Ismael Lemos	56	ARG	2:20.81	
6	Byron Gray	59	GBR	12.30	2	John Cooper	56	AUS	25.65	6	Eckhard Maronde	55	GER	1:10.18	5	Jose T. Luduena	59	ARG	2:28.53	
7	Barrie Kernaghan	55	AUS	12.47	3	Robert Woodland	57	GBR	25.87	<b>Heat 6</b>				6	Yonghai Mao	57	CHN	2:29.83		
8	Hans Roos	56	GER	13.06	4	Graeme Noden	57	AUS	26.78	1	Dr. Helge Hinke	55	GER	58.72	7	Hugh Wilson	55	CAN	2:30.37	
<b>FINAL</b>				5	Kurt Pientka	56	GER	26.79	2	John Cooper	56	AUS	1:00.49	<b>Heat 3</b>						
Wind Reading: 4.8	1	Reginald Austin	58	AUS	11.71	6	Filippo Torre	55	ITA	27.12	3	Tatsuro Ago	59	JPN	1:01.15	1	William May	56	AUS	2:22.12
2	Ken Dennis	58	USA	11.83	<b>Heat 2 Wind Reading: -4.1</b>				4	Horst Richter	55	GER	1:03.46	2	David Gerridge	55	USA	2:22.65		
3	Imre Babos	56	HUN	11.97	1	Lawrence Colbert	58	USA	25.30	5	Karl Heinz Marchlowitz	57	GER	1:04.11	3	Tatsuro Ago	59	JPN	2:22.70	
4	John Cooper	56	AUS	11.99	2	Harry Tolliver	55	USA	25.61	6	Herbert Dolate	56	GER	1:05.95	4	John Dwyer	58	AUS	2:24.00	
5	Hans Sautter	57	GER	12.02	3	Barrie Kernaghan	55	AUS	25.90	7	Edemar Elias Melleu	58	BRA	1:11.03	5	Peter Seiler	55	GER	2:24.74	
6	Scott Tyler	55	USA	12.08	4	Martyn Adamson	56	USA	26.12	<b>Heat 7</b>				6	Jim Clark	56	USA	2:26.54		
7	Lawrence Colbert	58	USA	12.25	5	Dr. Helge Hinke	55	GER	26.52	1	Zildo Bueno	55	BRA	57.40	7	Luis C. Rodriguez	58	COL	2:37.03	
8	Zildo Bueno	55	BRA	DNF	6	Lawrence Harvey	56	USA	27.29	2	Harry Tolliver	55	USA	58.14	<b>Heat 4</b>					
<b>200 Meter Dash</b>				7	Hans Roos	56	GER	27.73	3	Joachim Schwarzer	56	GER	58.28	1	John Ross	57	GBR	2:18.98		
<b>HEATS</b>				<b>Heat 3 Wind Reading: -5.5</b>				4	Lawrence Harvey	56	USA	59.24	2	Sid Howard	56	USA	2:19.45			
Heat 1 Wind Reading: 4.8	1	Alexander Nesterenko	55	RUS	26.52	1	Hans Jurgen Gasper	59	GER	26.93	5	Anthony Bradford	55	AUS	1:01.29	3	Alfred Engfer	58	GER	2:21.85
2	Joachim Schwarzer	56	GER	27.11	2	Victor Goytizolo Chavez	56	PER	27.26	6	Tsutomu Hatta	56	JPN	1:03.25	4	Edward Kimber	55	GBR	2:28.37	
3	Hans Roos	56	GER	27.66	3	Joachim Schwarzer	56	GER	27.46	7	Horace Andrews	56	USA	1:07.02	5	Kenneth C. Skinner	55	USA	2:32.65	
4	John Cooper	56	AUS	27.66	4	Jim Shand	57	AUS	27.49	<b>Heat 8</b>				6	Ronald F. Wilson	58	AUS	2:40.18		
5	Tsutomu Hatta	56	JPN	29.12	5	Norman Richards	57	AUS	27.52	1	Martyn Adamson	56	USA	58.63	7	James Pascoe	57	CAN	2:41.04	
6	Carlos Vernon	57	USA	31.00	6	Yaakob Salleh	56	MAS	28.91	2	Hugh Adams	55	USA	59.56	<b>Heat 5</b>					
7	Michael Tyrrell	58	CAN	31.96	7	Byron Gray	59	GBR	DNF	3	Kurt Pientka	56	GER	59.99	1	William McMillen	55	USA	2:20.27	
8	Thomas J. Vaughan	57	USA	DNF	<b>FINAL</b>				4	Jim Shand	57	AUS	1:00.52	2	John R. Newcombe	56	GBR	2:20.49		
Heat 2 Wind Reading: 4.5	1	Byron Gray	59	GBR	25.33	1	Reginald Austin	58	AUS	24.86	5	Alan Carter	58	GBR	1:04.77	3	Roberto Numas Rios	55	ARG	2:21.05
2	John Cooper	56	AUS	25.82	2	Lawrence Colbert	58	USA	25.19	6	Kenneth Ogden	59	USA	1:05.27	4	Charles Kirkby	59	USA	2:31.33	
3	Michael Stevenson	55	AUS	26.36	3	Harry Tolliver	55	USA	25.62	7	Alois Bruhin	58	SUT	1:06.22	5	Theodor Greve	55	USA	2:31.74	
4	Yaakob Salleh	56	MAS	28.39	4	John Cooper	56	AUS	25.77	8	Charles Hill	58	USA	1:16.07	6	Karl-Gustav Holmgren	58	SWE	2:32.23	
5	Stan King	58	USA	28.68	5	Robert Woodland	57	GBR	25.93	<b>SEMI FINALS</b>				7	Herbert Dolate	56	GER	2:35.64		
6	Clark Little	58	CAN	29.23	6	Barrie Kernaghan	55	AUS	26.37	Heat 1	1	Guido Mueller	56	GER	56.94	8	Anthony Bradford	55	AUS	2:38.90
7	Jerry White	58	USA	29.75	7	Victor Goytizolo Chavez	56	PER	26.58	2	Martyn Adamson	56	USA	57.56	<b>Heat 6</b>					
Heat 3 Wind Reading: 3.4	1	Reginald Austin	58	AUS	25.38	8	Hans Jurgen Gasper	59	GER	26.91	3	Edward Oleata	58	USA	58.00	1	Bill McIlwaine	56	CAN	2:21.49
2	Barrie Kernaghan	55	AUS	26.27	<b>400 Meter Dash</b>				4	Barrie Kernaghan	55	AUS	58.42	2	Jose Grada Ferreira	55	POR	2:22.09		
3	Dr. Helge Hinke	55	GER	26.62	<b>HEATS</b>				5	Kruse Hansen	57	DEN	59.37	3	Esbjorn Wiberg	59	SWE	2:22.38		
4	Alvaro Fonseca Sanchez	55	COL	29.26	Heat 1	1	John Ross	57	GBR	58.91	6	Robert Douglas	55	AUS	1:00.84	4	Bernhard Struckmeyer	58	GER	2:23.65
5	John Dwyer	58	AUS	29.28	2	Kruse Hansen	57	DEN	1:00.64	7	Kurt Pientka	56	GER	1:00.94	5	Kenneth Ogden	59	USA	2:31.74	
6	Kenneth Ogden	59	USA	30.35	3	Alfred Engfer	58	GER	1:01.23	<b>Heat 2</b>				6	Juergen Bernhard	58	GER	2:36.22		
Heat 4 Wind Reading: 4.3	1	Robert Woodland	57	GBR	26.47	4	Friedrich Seilnacht	57	GER	1:07.86	1	Bill McIlwaine	56	CAN	56.77	7	Erich Tavernier	59	GER	2:39.66
2	Graeme Noden	57	AUS	27.09	5	Luis C. Rodriguez	58	COL	1:09.92	2	Zildo Bueno	55	BRA	56.78	8	Jinsheng Li	59	CHN	2:59.84	
3	Norman Richards	57	AUS	27.13	6	Robert Smullens	59	USA	1:33.72	3	Walter Holder	56	GER	56.88	<b>SEMI FINALS</b>					
4	Artigas Flores Marquez	59	URU	28.20	<b>400 Meter Dash</b>				4	John Ross	57	GBR	58.05	Heat 1	1	Alan Bradford	56	AUS	2:13.27	
5	Bob Hassenger	58	USA	31.63	Heat 1	1	Hans Jurgen Gasper	59	GER	59.45	5	John R. Newcombe	56	GBR	58.89	2	John R. Newcombe	56	GBR	2:14.55
6	Hung-Sen Su	57	TPE	33.41	2	Walter Holder	56	GER	1:00.24	6	Tor Trondset	59	SWE	59.31	3	Bill McIlwaine	56	CAN	2:16.42	
7	Gennady Titov	59	RUS	DNF	3	Jose De Lima	55	BRA	1:01.45	7	Mike Hall	56	AUS	59.41	4	Cliff Bedell	57	USA	2:17.80	
8	Julio Vargas Wendell	56	PUR	DNF	4	Werner Roessler	57	AUT	1:02.32	<b>Heat 3</b>				5	Robert Douglas	55	AUS	2:19.67		
Heat 5 Wind Reading: 4.1	1	Hans Jurgen Gasper	59	GER	27.33	5	John Dwyer	58	AUS	1:02.72	1	Lawrence Colbert	58	USA	56.51	6	Alfred Engfer	58	GER	2:21.27
2	Kurt Pientka	56	GER	27.52	6	Hugh Wilson	55	CAN	1:05.04	2	John Cooper	56	AUS	57.69	7	David Gerridge	55	USA	2:21.58	
3	Lawrence Harvey	56	USA	27.88	7	Valery Vilomov	55	RUS	1:05.60	3	Hugh Adams	55	USA	58.34	8	Kruse Hansen	57	DEN	2:31.49	
4	Alan Carter	58	GBR	28.68	8	Fred Lentjes	55	USA	1:09.51	4	Dr. Helge Hinke	55	GER	59.60	<b>Heat 2</b>					
5	Alejandro Ortiz Pardo	59	COL	29.76	<b>Heat 2</b>				5	Lawrence Harvey	56	USA	1:00.01	1	Sid Howard	56	USA	2:14.58		
6	Poochi Parthasarathy	59	IND	DNF	1	Hans Jurgen Gasper	59	GER	59.45	6	Jim Shand	57	AUS	1:01.67	2	William McMillen	55	USA	2:14.84	
7	Anthony Bradford	55	AUS	DQ	2	Walter Holder	56	GER	1:00.24	7	Hans Jurgen Gasper	59	GER	DNF	3	John Ross	57	GBR	2:15.11	
Heat 6 Wind Reading: 4.1	1	Lawrence Colbert	58	USA	26.17	3	Jose De Lima	55	BRA	1:01.45	<b>FINAL</b>				4	Roberto Numas Rios	55	ARG	2:15.63	
2	Victor Goytizolo Chavez	56	PER	27.19	4	Werner Roessler	57	AUT	1:02.32	1	Guido Mueller	56	GER	53.04	5	Lawrence Harvey	56	USA	2:17.40	
3	Jootje Orok Pesak	56	INA	27.41	5	John Dwyer	58	AUS	1:02.72	2	Lawrence Colbert	58	USA	53.39	6	Jose Grada Ferreira	55	POR	2:19.15	
4	Peter Steiner	55	SUT	30.51	6	Hugh Wilson	55	CAN	1:05.04	3	Zildo Bueno	55	BRA	54.78	7	William May	56	AUS	2:23.64	
5	Friedrich Seilnacht	57	GER	31.25	7	Valery Vilomov	55	RUS	1:05.60	4	John Cooper	56	AUS	55.51	8	Jorge Ismael Lemos	56	ARG	2:51.78	
6	Fred Lentjes	55	USA	32.47	8	Fred Lentjes	55	USA	1:09.51	5	Bill McIlwaine	56	CAN	56.11	<b>Heat 2</b>					
Heat 7 Wind Reading: 5.4	1	Harry Tolliver	55	USA	25.81	<b>Heat 3</b>				6	Martyn Adamson	56	USA	56.76	1	Sid Howard	56	USA	2:14.58	
2	Martyn Adamson	56	USA	26.14	1	Bill McIlwaine	56	CAN	58.95	<b>800 Meter Run</b>				2	William McMillen	55	USA	2:14.84		
3	Filippo Torre	55	ITA	26.92	2	Mike Hall	56	AUS	59.72	<b>HEATS</b>				3	John Ross	57	GBR	2:15.11		
4	Jim Shand	57	AUS	27.32	3	Robert Douglas	55	AUS	1:00.42	Heat 1	1	Cliff Bedell	57	USA	2:21.57	4	Bill McIlwaine	56	CAN	2:16.38
5	Werner Roessler	57	AUT	28.74	4	John B. MacDonald	59	GBR	1:02.25	2	Lawrence Harvey	56	USA	2:22.31	5	William McMillen	55	USA	2:18.47	
<b>Heat 3</b>				5	Clark Little	58	CAN	1:07.81	3	Frank Rogers	59	AUS	2:23.17	6	John R. Newcombe	56	GBR	2:20.78		
1	Bill McIlwaine	56	CAN	58.95	6	Julio Vargas Wendell	56	PUR	1:35.90	4	Dr. Helge Hinke	55	GER	2:28.61	7	Roberto Numas Rios	55	ARG	2:21.66	
2	Mike Hall	56	AUS	59.72	7	Bill Knocke	55	USA	DNF	5	Werner Roessler	57	AUT	2:34.39	8	Cliff Bedell	57	USA	2:23.79	
3	Robert Douglas	55	AUS	1:00.42	<b>Heat 4</b>				6	Theodore Breault	57	USA	2:47.52	<b>FINAL</b>						
4	John B. MacDonald	59	GBR	1:02.25																



Name	Age	Country	Results
<b>1,500 Meter Run</b>			
<b>HEATS</b>			
<b>Heat 1</b>			
1 Harvey Kleyman	55	USA	4:39.94
2 Sybrand Mostert	56	RSA	4:42.95
3 Esbjorn Wiberg	59	SWE	4:44.26
4 Frank Rogers	59	AUS	4:57.33
5 Kenneth C. Skinner	55	USA	4:59.79
6 Jim Clark	56	USA	5:00.23
7 Miroslav Havran	57	TCH	5:08.22
8 Leslie John Allan	55	AUS	5:15.73
9 Joao Jacinto Sousa E Silva	59	POR	5:23.16
10 Wayne Cosgrove	56	CAN	5:25.15
11 Gene Carbine	58	USA	5:51.41
12 Taketo Kikuchi	56	JPN	6:14.25
<b>Heat 2</b>			
1 Ilmar Rootsi	58	EST	4:36.60
2 Josef Kurz	56	GER	4:37.22
3 Stephen James	57	GBR	4:39.10
4 Roberto Numas Rios	55	ARG	4:42.85
5 Seiki Okawa	59	JPN	4:52.35
6 Walt Schafer	56	USA	5:07.77
7 Hugh Wilson	55	CAN	5:11.36
8 Jose T. Luduena	59	ARG	5:15.79
9 David Morris	56	USA	5:18.56
10 Frank Mari	55	USA	5:18.81
11 Daniel Cohen	59	USA	5:21.46
12 Ronald F Wilson	58	AUS	5:29.46
13 John Lane	58	HKG	5:55.28
<b>Heat 3</b>			
1 Alan Bradford	56	AUS	4:39.76
2 Sid Howard	56	USA	4:46.65
3 Peter Seiler	55	GER	4:55.01
4 Edward Kimber	55	GBR	5:01.82
5 John D. Cosgrove	56	USA	5:21.61
6 Yonghai Mao	57	CHN	5:23.63
7 Theodor Greve	55	USA	5:27.52
8 Erich Tavernier	59	GER	5:33.82
9 Anthony Bradford	55	AUS	5:46.05
10 Cliff Bedell	57	USA	DNF
11 Dan Hamner	55	USA	DNF
<b>Heat 4</b>			
1 Brian J. Bolton	57	USA	4:35.79
2 Ad Heijdens	56	NED	4:36.10
3 Herb Phillips	55	CAN	4:36.88
4 Geoffrey Harrold	56	GBR	4:40.46
5 Michael Sawyer	56	GBR	4:49.18
6 Jorge Vargas Hernandez	56	COL	4:52.07
7 William May	56	USA	4:52.91
8 Heinz Hahn	59	GER	5:10.73
9 Bernhard Struckmeyer	58	GER	5:14.44
10 Denis Daly	56	USA	5:15.29
11 John Dwyer	58	AUS	5:25.79
12 James Pascoe	57	CAN	5:27.98
<b>FINAL</b>			
1 Alan Bradford	56	AUS	4:27.40
2 Josef Kurz	56	GER	4:28.02
3 Ad Heijdens	56	NED	4:28.50
4 Brian J. Bolton	57	USA	4:31.32
5 Ilmar Rootsi	58	EST	4:32.01
6 Stephen James	57	GBR	4:32.12
7 Herb Phillips	55	CAN	4:33.23
8 Sybrand Mostert	56	RSA	4:35.10
9 Sid Howard	56	USA	4:36.57
10 Harvey Kleyman	55	USA	4:38.61
11 Roberto Numas Rios	55	ARG	4:42.25
12 Michael Sawyer	56	GBR	4:42.43
13 Jorge Vargas Hernandez	56	COL	4:54.11

Name	Age	Country	Results
<b>5,000 Meter Run</b>			
<b>FINAL</b>			
1 Ad Heijdens	56	NED	16:34.12
2 Josef Kurz	56	GER	16:34.59

Name	Age	Country	Results
3 Stephen James	57	GBR	16:39.06
4 Armando Aldegalega	57	POR	16:54.82
5 Geoffrey Harrold	56	GBR	17:17.89
6 Herb Phillips	55	CAN	17:19.36
7 Sybrand Mostert	56	RSA	17:34.02
8 Esbjorn Wiberg	59	SWE	17:45.86
9 Luis Jaime Luna Albarracin	56	COL	17:46.42
10 Colman Mooney	55	USA	17:49.62
11 Peter Seiler	55	GER	18:10.20
12 Jinorich Bartonek	56	TCH	18:14.26
13 Michael Sawyer	56	GBR	18:20.54
14 Jorge Vargas Hernandez	56	COL	18:22.04
15 Josef Hlusicicka	57	TCH	18:30.62
16 Helmut Kynast	58	GER	18:33.76
17 Antonio Fernandez Filho	57	BRA	18:35.97
18 Heinrich Fischer	57	GER	18:39.37
19 Sam Graceffo	58	USA	18:46.23
20 Rod MacKinlay	55	NZL	18:47.26
21 Neil Fleming	58	NZL	18:58.26
22 Jim McNamara	56	IRL	19:11.69
23 John Joseph Fitzsimons	57	IRL	19:21.21
24 Cameron D. Gilchrist	56	GBR	19:21.80
25 Hugh Wilson	55	CAN	19:24.27
26 Robert Payne Sr.	57	USA	19:33.79
27 Walter Hasert	58	GER	19:34.35
28 Ernesto Patino Herrera	58	COL	19:35.63
29 Miroslav Havran	57	TCH	19:40.52
30 Edward Kimber	55	GBR	19:41.39
31 Denis Daly	56	USA	19:41.44
32 Joao Jacinto Sousa E Silva	59	POR	19:43.75
33 Kenneth Ogden	59	USA	19:45.80
34 David Morris	56	USA	19:51.50
35 Franz Klepka	59	GER	19:53.54
36 Leslie John Allan	55	AUS	20:17.88
37 John Drakeley	57	GBR	20:19.35
38 Joaquim Guedes Correia	59	POR	20:24.36
39 Kjell Martinsson	59	SWE	20:25.37
40 Michael Caudwell	58	GBR	20:32.81
41 Erich Tavernier	59	GER	20:41.34
42 Jose T. Luduena	59	ARG	20:41.88
43 Frank Mari	55	USA	20:47.22
44 Brian Jenkins	57	NZL	20:53.89
45 John Lane	58	HKG	20:54.17
46 Ronald F Wilson	58	AUS	21:03.89
47 John Adams	59	RSA	21:17.23
48 Gilbert Paudex	58	SUI	21:40.86
49 German Bruder	59	GER	21:48.21
50 Howard Erickson	59	USA	22:12.73
51 Gerhard Kessner	59	GER	22:18.66
52 Agostinho Araujo de Souza	59	BRA	22:52.74
53 Klaus Rechberger	59	GER	23:00.21
54 Ery de Oliveira Nunes	59	BRA	23:25.98
55 Gunter Richter	59	GER	23:27.51
56 Charles Desjardins	58	USA	23:36.77
57 Peter Johnstone	58	AUS	23:43.90
58 Friedrich Schuetz	55	GER	24:19.61
59 R John Hines	59	NZL	24:32.69
60 Stanislaw Dukala	56	POL	24:47.05
61 Carlos Ponce Vargas	59	MEX	24:53.36
62 John Baker	59	USA	26:13.77
63 Walter Kunz	57	USA	26:49.81
64 Dieter Neumann	58	SWE	27:17.90
65 David Murphy	58	AUS	28:13.43

Name	Age	Country	Results
<b>10,000 Meter Run</b>			
<b>FINAL</b>			
1 Stephen James	57	GBR	34:54.64
2 Walter Koch	55	GER	34:55.81
3 Armando Aldegalega	57	POR	35:00.09
4 Herman Barreneche-Rios	55	COL	35:42.63
5 Geoffrey Harrold	56	GBR	36:04.99

Name	Age	Country	Results
6 Herb Phillips	55	CAN	36:14.04
7 Walter Hume	56	NZL	36:14.32
8 Jose Manuel Alves	55	POR	37:21.60
9 Colin McLeod	59	AUS	37:24.80
10 Colman Mooney	55	USA	37:26.37
11 Gabriel Bernal	55	USA	37:50.19
12 Kvetoslav Hana	58	TCH	38:17.89
13 Josef Hlusicicka	57	TCH	38:40.56
14 Eleftherios Maurosoulos	55	GRE	38:47.48
15 Helmut Kynast	58	GER	39:22.85
16 Sam Graceffo	58	USA	39:24.34
17 Neville Wagner	55	NZL	40:03.34
18 Horst Rohn	57	GER	40:26.04
19 Rod MacKinlay	55	NZL	40:36.23
20 Cameron D. Gilchrist	56	GBR	42:02.17
21 Ernesto Patino Herrera	58	COL	42:31.41
22 Walter Hasert	58	GER	42:52.30
23 Joao Jacinto Sousa E Silva	59	POR	42:59.98
24 John Drakeley	57	GBR	43:35.02
25 Joaquim Guedes Correia	59	POR	44:03.69
26 Duncan Mounsey	56	CAN	44:09.96
27 Erich Tavernier	59	GER	46:31.25
28 Miloslav Beranek	57	TCH	46:52.75
29 German Bruder	59	GER	47:42.64
30 Ery de Oliveira Nunes	59	BRA	49:25.63
31 Alfredo Cubero Andrade	55	CRC	50:12.35
32 Ronald F Wilson	58	AUS	50:35.12
33 Agostinho Araujo de Souza	59	BRA	53:44.53
34 John Trevor Jupp	55	AUS	54:55.22
35 R John Hines	59	NZL	55:12.41
- Gunter Richter	59	GER	DNF
- Giannis Zorzos	59	GRE	DNF
- Anthony Vanderplank	56	GBR	DNF
- George Moore	59	GBR	DNF
- Jose T. Luduena	59	ARG	DNF
- Kenneth Armstrong	56	GBR	DNF
- Kenneth Ogden	59	USA	DNF
- Jim Seymon	57	AUS	DNF
- Manuel Rosales Touza	59	ESP	DNF
- Gilbert Paudex	58	SUI	DNF
- Antonio Fernandez Filho	57	BRA	DNF

Name	Age	Country	Results
<b>5,000 Meter Race Walk</b>			
<b>FINAL</b>			
1 Murray Dickinson	56	AUS	23:33.53
2 Gerhard Baer	55	GER	24:05.62
3 Tony Johnson	55	AUS	24:26.97
4 Dario Isidro R. Castellanos	58	COL	24:45.17
5 Dave Romansky	57	USA	24:55.38
6 Brian Gore	58	GBR	25:17.74
7 Alexis De Coppel	56	SUI	25:27.92
8 John Elwarner	55	USA	25:30.38
9 Ziguirs Irbe	59	LAT	25:46.25
10 Paul R. Johnson	57	USA	26:25.22
11 David Stevens	58	GBR	26:25.60
12 Frank Knaeringer	59	GER	27:36.47
13 Ronald Laird	57	USA	28:05.03
14 Ronald Powell	59	GBR	28:32.08
15 John E. Schulz	56	USA	28:38.78
16 Bernie Finch	55	USA	28:58.90
17 Gerald Patrick	55	USA	29:04.52
18 Claude Pinard	56	FRA	29:04.64
19 Stuart Sonne	57	USA	29:10.47
20 Mario Pollanz	57	ITA	29:21.68
21 Bob Cella	58	USA	29:22.32
22 David Reid	56	NZL	29:23.78
23 Erich Bogner	56	GER	29:31.47
24 John Lane	58	HKG	30:03.06
25 Thomas Masterson	55	USA	30:07.15
26 Gilberto Robles	57	PUR	30:16.45
27 Gerald Bocci	57	USA	30:24.94

Name	Age	Country	Results
28 John Marshall	59	GBR	31:24.42
29 Jose De Lima	55	BRA	31:28.89
30 Joel Stonecipher	55	USA	31:37.17
31 Jack Entwistle	59	CAN	31:54.70
32 Gunars Mikulis	57	LAT	32:22.52
33 Ed Lane	59	USA	33:05.43
34 Robert Linky	56	USA	33:08.24
35 James Fisher	59	USA	33:26.35
36 Ngho Heng Ng	56	SIN	33:52.62
37 Frederick Seewerker	56	USA	34:52.05
38 Robert Best	57	GER	34:52.08
39 Paavo Sorri	58	FIN	36:42.75
- Gustave Davis	57	USA	DNF
- Romolo Pelliccia	58	ITA	DNF
- Odd Oivind Haug	55	NOR	DQ

Name	Age	Country	Results
<b>100 Meter High Hurdles 36"</b>			
<b>HEATS</b>			
<b>Heat 1 Wind Reading: 4.1</b>			
1 Guido Mueller	56	GER	15.73
2 Alvin Henry	57	USA	16.25
3 Edgar Mahnke	55	GER	17.69
4 John Head	57	USA	18.58
5 Bob Land	58	CAN	20.22
<b>Heat 2 Wind Reading: -1.3</b>			
1 Michael Stevenson	55	AUS	16.12
2 Veikko Tolvanen	58	FIN	18.15
3 Kiyoshi Konoike	57	JPN	18.24
<b>Heat 3 Wind Reading: -0.5</b>			
1 Hugh Adams	55	USA	15.77
2 Tor Trondset	59	SWE	17.50
3 Anatoly Romanov	57	RUS	17.76
4 Yaakob Salleh	56	MAS	19.13
5 Pedro Medina Rojas	56	COL	20.11
<b>Heat 4 Wind Reading: 2.7</b>			
1 Emil Pawlik	56	USA	15.57
2 Bill Knocke	55	USA	16.13
3 Bruce Mills	56	USA	18.66
4 Hans Miekautsch	57	RSA	21.27
- Harbelsingh Bajwa	55	IND	DNF

Name	Age	Country	Results
<b>FINAL</b>			
<b>Wind Reading: -3.9</b>			
1 Hugh Adams	55	USA	15.21
2 Michael Stevenson	55	AUS	15.95
3 Guido Mueller	56	GER	15.96
4 Alvin Henry	57	USA	16.11
5 Bill Knocke	55	USA	16.92
6 Tor Trondset	59	SWE</	

Name	Age	Country	Results
<b>FINAL</b>			
1 Guido Mueller	56	GER	58.92
2 Hugh Adams	55	USA	1:01.79
3 Walter Holder	56	GER	1:02.87
4 Michael Stevenson	55	AUS	1:03.20
5 Mike Hall	56	AUS	1:07.31
6 Kiyoshi Konoike	57	JPN	1:09.28
Bill Knocke	55	USA	DNF

**3,000 Meter Steeplechase**

Name	Age	Country	Results
<b>FINAL</b>			
1 Alan Bradford	56	AUS	10:26.05
2 Nils Undersaker	56	NOR	10:29.73
3 Walter Hume	56	NZL	10:55.56
4 Luis Jaime Luna	56	COL	11:25.37
Albarracin	55	USA	11:52.60
5 Roland Cormier	55	USA	11:52.60
6 Jinorich Bartonek	56	TCH	12:01.41
7 Jim Seymon	57	AUS	12:48.84
8 Fernando Luis	59	POR	12:57.13
9 Aksel Roste	59	NOR	12:57.45
10 Joe Cordero	57	USA	13:02.98
11 Michael John Roberts	57	AUS	13:06.60
12 Robert Payne Sr.	57	USA	13:07.88
13 John D. Cosgrove	56	USA	13:15.63
14 Yusuf Guseinov	59	RUS	13:16.09
15 Kjell Martinsson	59	SWE	13:25.78
16 Takuji Nakagawa	58	JPN	13:41.44
17 Robert Langenbach	58	USA	14:16.42
18 Bruce Savage	56	CAN	15:03.00
19 Hung-Sen Su	57	TPE	16:44.80

**4x100 Meter Relay**

1	<b>United States</b>	47.71
	Emil Pawlik 56	
	Hugh Adams 55	
	Martyn Adamson 56	
	Lawrence Colbert 58	
2	<b>Australia</b>	48.51
	Norman Richards 57	
	John Cooper 56	
	Barrie Kernaghan 55	
	Reginald Austin 58	
3	<b>Germany</b>	48.56
	Hans Roos 56	
	Hans Sautter 57	
	Hans Jurgen Gasper 59	
	Guido Mueller 56	
4	<b>Great Britain</b>	50.42
	Alan Carter 58	
	Robert Woodland 57	
	John Ross 57	
	Byron Gray 59	
5	<b>Russia</b>	51.34
	Anatoly Romanov 57	
	Gennady Titov 59	
	Alexander Nesterenko 55	
	Valery Vilomov 55	
6	<b>Taipei</b>	51.63
	Hung-Sen Su 57	
	Yi-Hsiung Kuo 56	
	Kuei-Lin Wang 59	
	Ching-Kuei Lo 61	
7	<b>Colombia</b>	54.53
	Alejandro Ortiz Pardo 59	
	Petro Guerrero Hurtado 61	
	Alvaro Fonseca Sanchez 55	
	Leonel Pedroza Franco 57	

Name	Age	Country	Results
<b>4x400 Meter Relay</b>			
1	<b>Germany</b>	3:46.66	
	Joachim Schwarzer 56		
	Walter Holder 56		
	Dr. Helge Hinke 55		
	Guido Mueller 56		
2	<b>United States</b>	3:47.82	
	Edward Oleata 58		
	Hugh Adams 55		
	Martyn Adamson 56		
	Lawrence Colbert 58		
3	<b>Australia</b>	3:56.61	
	John Cooper 56		
	Michael Stevenson 55		
	Barrie Kernaghan 55		
	Mike Hall 56		
4	<b>Japan</b>	4:11.15	
	Tsutomu Hatta 56		
	Kiyoshi Konoike 57		
	Tatsuro Ago 59		
	Seiki Okawa 59		
5	<b>Finland</b>	4:28.32	
	Annti Kanerva 61		
	Markus Virrankoski 63		
	Veikko Tolvanen 58		
	Ahti Vilpas 61		

**High Jump**

Name	Age	Country	Results
<b>FINAL</b>			
1 Daniel Fernandez	56	FRA	1.64m
2 Gerhard Boehm	58	GER	1.64m
3 Emil Pawlik	56	USA	1.64m
4 Juergen Volkert	57	GER	1.60m
5 Tom Langenfeld	59	USA	1.56m
6 Hermann Albrecht	55	GER	1.56m
6 Fridolin Eberle	55	SUI	1.56m
8 Wm. Barry Kline Sr.	55	USA	1.56m
9 Pericles Pinto	58	POR	1.52m
9 Edgar Mahnke	55	GER	1.52m
11 Hans Mickautsch	57	RSA	1.52m
12 Shigeo Sugiyama	59	JPN	1.48m
12 Fred Lentjes	55	USA	1.48m
14 John Head	57	USA	1.44m
15 Zoltan Kurunczi	56	HUN	1.40m
16 Bob Land	58	CAN	1.40m
17 David Morris	57	CAN	1.36m
18 Willie Lightfoot	55	USA	1.36m
19 Dieter Lange	58	GER	1.32m
20 Julio Vargas Wendell	56	PUR	1.32m
21 Hsin-Hsing Chang	57	TPE	1.28m
21 Chih-Shui Kao	59	TPE	1.28m
23 Debdas Mukherjee	56	IND	1.24m

**Pole Vault**

Name	Age	Country	Results
<b>FINAL</b>			
1 Hans Lagerqvist	55	SWE	4.15m
2 Dale Lance	57	USA	3.85m
3 Gerald Counihan	56	USA	3.70m
4 Fridolin Eberle	55	SUI	3.70m
5 Hermann Albrecht	55	GER	3.40m
6 Bryan Chillery	55	GBR	3.40m
7 Giselher Beyme	56	GER	3.25m
7 Ferenc Moldvai	56	HUN	3.25m
7 Brian Merrilees	56	CAN	3.25m
10 Edward Oleata	58	USA	3.25m
10 Leo Sterckx	58	BEL	3.25m
12 Lauri Visti	56	FIN	3.10m
13 Zoltan Kurunczi	56	HUN	2.80m
14 Bob Land	58	CAN	2.80m
15 Hanns Dieter Lang	57	GER	2.80m
16 Don Zimmerman	59	USA	2.80m
17 Gary Isham	55	USA	2.65m
18 Simeon Simeonidis	59	GRE	2.65m
- Naba Kumer Ghosh	57	IND	NH

**Long Jump**

Name	Age	Country	Results
<b>FINAL</b>			
1 Stig Backlund	55	FIN	6.35m 0.8
2 Nobuya Yamada	55	JPN	5.80m 0.1
3 Pericles Pinto	58	POR	5.72m 1.5
4 Hermann Albrecht	55	GER	5.63m 0.1
5 Graeme Noden	57	AUS	5.45m 0.8
6 Emil Pawlik	56	USA	5.29m 1.1
7 Victor Goytizolo Chavez	56	PER	5.28m 0.5
8 Michael Stevenson	55	AUS	5.19m -1.4
9 Gerhard Boehm	58	GER	5.17m 1.0
10 Klaus Riesenacker	58	GER	5.15m -0.3
11 Alvin Henry	57	USA	5.11m -0.7
12 Enno Akkel	57	EST	4.93m -0.5
13 Pinchas Shechter	55	ISR	4.90m 0.6
14 Hans Roos	56	GER	4.87m -0.7
15 Horst Richter	55	GER	4.71m -0.5
16 Aarand Roos	55	EST	4.50m 0.4
17 Janos Bien	59	HUN	4.32m -1.0
18 John Head	57	USA	4.29m 0.5
19 Fred Lentjes	55	USA	4.23m -0.4
20 Shigeo Sugiyama	59	JPN	4.19m 0.7
21 Toshihiko Kobayashi	55	JPN	4.15m 7.0
22 Dieter Lange	58	GER	4.01m
23 Helmut Karolus	56	GER	3.91m -0.3
24 Carlos Vernon	57	USA	3.85m -1.0
25 Husin Bin Safar	55	MAS	3.19m 0.4
26 Jose Caceres Fonseca	55	COL	2.97m 0.1
27 Robert Smullens	59	USA	2.86m
- Ed Arnold	56	USA	FOUL

**Triple Jump**

Name	Age	Country	Results
<b>FINAL</b>			
1 Stig Backlund	55	FIN	13.77m 3.3
2 Pericles Pinto	58	POR	12.38m 3.4
3 Vladimir Roitman	58	RUS	11.78m 3.2
4 Michael Stevenson	55	AUS	11.30m 3.3
5 Alvin Henry	57	USA	11.22m 4.1
6 John R. Newcombe	56	GBR	11.07m 2.6
7 Enno Akkel	57	EST	10.87m 2.1
8 Pinchas Shechter	55	ISR	10.59m 3.6
9 Walter Shields	56	USA	10.44m 3.8
10 Karl Heinz Marchlowitz	57	GER	10.40m 1.9
11 Graeme Noden	57	AUS	10.39m 2.5
12 Paul Knivila	56	CAN	10.26m 1.5
13 Zoltan Kurunczi	56	HUN	9.90m 4.2
14 Aarand Roos	55	EST	9.74m 2.3
15 Skender Fusha	55	ALB	9.43m 1.9
16 Janos Bien	59	HUN	9.18m 3.3
17 Shigeo Sugiyama	59	JPN	9.09m 3.0
18 John Head	57	USA	8.69m 3.7
19 Willie Lightfoot	55	USA	8.54m 0.9
20 Carlos Vernon	57	USA	8.00m 5.2
21 Armando Acevedo Medina	57	CHI	7.88m 2.3
22 Jose Caceres Fonseca	55	COL	6.64m 1.9

**Shot Put 6 kg**

Name	Age	Country	Results
<b>FINAL</b>			
1 Joe Keshmiri	57	USA	15.38m
2 Helmut Gross	55	GER	15.21m
3 Russ Hodge	55	USA	15.04m
4 Richard Horchkiss	56	USA	14.11m
5 Ulo Puss	56	EST	14.10m
6 Glen Johnson	55	USA	13.94m
7 Jurgen Hense	57	GER	13.89m
8 Karl Heinz Marg	57	GER	13.53m
9 Jens Ostergaard	55	DEN	12.59m
10 Johann Hansen	57	GER	12.28m
11 Harry Schwarze	55	USA	12.11m
12 Rudolf Sindek	59	GER	12.03m

Name	Age	Country	Results
13 Antonio Silva Valente	57	POR	11.59m
14 Yashpal Malik	58	IND	11.50m
15 Carl Friedrichsen	56	DEN	11.39m
16 Erwin Neubauer	58	GER	10.85m
17 Skender Fusha	55	ALB	10.72m
18 Iakovos Malikiotis	57	GRE	10.66m
19 Peter Fahrholz	57	GER	10.56m
20 William Eisenhart	57	USA	10.41m
21 Gerd Salzmann	58	GER	10.32m
22 John Froberg	56	DEN	10.16m
23 Edgar Kuechler	59	GER	9.94m
24 Kotaro Kikuchi	57	JPN	9.76m
25 Ilmari Hyvarinen	58	FIN	9.60m
26 Rudolf Niederhausen	59	GER	9.40m
27 Ming-Hao Ho	55	TPE	9.38m
28 Rui Pinhao	58	POR	8.47m
29 Valdis Apsitis	58	LAT	6.61m
30 Abani Bhattacharyya	56	IND	5.47m

**Discus Throw 1.5 kg**

Name	Age	Country	Results
<b>FINAL</b>			
1 Joe Keshmiri	57	USA	50.88m
2 Roland Heiler	56	GER	47.38m
3 Klaus Albers	55	GER	46.12m
4 Richard Horchkiss	56	USA	44.68m
5 Glen Johnson	55	USA	43.86m
6 Russ Hodge	55	USA	43.32m
7 Bjorn Heggelund	57	NOR	43.28m
8 Werner Schallau	56	GER	41.82m
9 Johann Hansen	57	GER	40.18m
10 Viggo Pedersen	58	DEN	39.76m
11 Gunter Plucker	55	GER	39.14m
12 Karl Baumann	57	GER	38.96m
13 Glamis Rudy Piccone	58	URU	37.98m
14 Jens Ostergaard	55	DEN	37.78m
15 Olafur Unnsteinsson	56	ISL	37.26m
16 Rudolf Sindek	59	GER	36.86m
17 Enno Pere	56	EST	36.52m
18 William Gentleman	55	GBR	36.34m
19 Grisha Atojan	55	ARM	36.30m
20 Yashpal Malik	58	IND	35.92m
21 Harry Schwarze	55	USA	35.72m
22 Edgar Kuechler	59	GER	35.52m
23 Antonio Silva Valente	57	POR	35.42m
24 David Morris	57	CAN	34.02m
25 Don North	57	USA	33.34m
26 Ilmari Hyvarinen	58	FIN	32.50m
27 Vitali Soukhov	55	UKR	32.48m
28 Carl Friedrichsen	56	DEN	32.26m
29 William Eisenhart	57	USA	32.00m
30 Kotaro Kikuchi	57	JPN	31.98m
31 Vladimir Horak	56	TCH	30.66m
32 John Lang	55	USA	30.42m
33 Gerd Salzmann	58	GER	29.80m
34 Shpetim Markolaj	55	ALB	29.56m
35 Rudolf Niederhausen	59	GER	29.44m
36 Jacques Chazet	56	FRA	27.98m
37 Rui Pinhao	58	POR	26.48m
38 Manuel Gomes Moreira	58	BRA	26.16m
39 Don Zimmerman	59	USA	24.62m
40 Helmut Karolus	56	GER	19.66m
41 Vello Kade	57	EST	17.94m
- Ming-Hao Ho	55	TPE	FOUL
- Erwin Neubauer	58	GER	FOUL

**Hammer Throw 6 kg**

</

Name	Age	Country	Results
10 Vladimir Horak	56	TCH	42.78m
11 Norm Cyprus	56	USA	42.44m
12 Dieter Kuntz	56	GER	41.86m
13 Johann Hansen	57	GER	41.76m
14 Willy Larsen	57	DEN	41.24m
15 Erich Fudalla	56	GER	40.82m
16 Carl Friedrichsen	56	DEN	39.86m
17 Karl Baumann	57	GER	39.56m
18 Enno Pere	56	EST	38.64m
19 John Froberg	56	DEN	38.52m
20 Ming-Hao Ho	55	TPE	33.40m
21 Nan-Hsiung Lin	56	TPE	32.96m
22 Arnokdo Rodriguez Cano	58	MEX	32.88m
23 Jacques Chazet	56	FRA	30.44m
24 Sen-Pen Chien	57	TPE	27.74m
25 Iakovos Malikiotis	57	GRE	27.74m
26 Rui Pinhao	58	POR	26.30m
27 Rudolf Niederhausen	59	GER	26.00m
28 J T S Dalton	56	IND	25.36m
- Gilbert Storg	55	FRA	FOUL

**Javelin Throw 800g**

**FINAL**

1 Larry Stuart	57	USA	57.36m
2 Janis Lusia	56	LAT	54.00m
3 Aleksander Sakow	56	POL	52.86m
4 Teuvo Huotilainen	56	FIN	50.72m
5 Roger Bartlett	55	GBR	49.88m
6 Hartmut Kossel	55	GER	49.52m
7 Vladimir Porohin	59	RUS	48.10m
8 Kotaro Kikuchi	57	JPN	45.92m
9 Berthold Maier	58	GER	45.16m
10 Willi Ludes	56	GER	44.58m
11 Frederick Pamenter	56	CAN	42.64m
12 Richard Hotchkiss	56	USA	42.04m
13 Bernd Krebs	55	GER	41.00m
14 Bambang Wiradinata	57	INA	39.64m
15 Johann Hansen	57	GER	39.54m
16 Laslo Dorogi	59	HUN	38.64m
17 Frank Illuzzi	58	USA	37.36m
18 John Lang	55	USA	37.30m
19 Vitali Soukhov	55	UKR	37.30m
20 Don North	57	USA	37.02m
21 William Eisenhart	57	USA	36.58m
22 Armando Pietri Morera	58	PUR	31.68m
23 Morton Hahn	59	USA	27.98m
24 Davanagereh-Guru	59	IND	27.92m

**Decathlon**

1 Dale Lance	USA	8179
100	13.10	791 w:-6.5
LJ	5.39m	918 w: 3.1
SP	10.06m	692
HJ	1.62m	934
400	1:01.43	737
100HH	15.17	1008 w: 3.4
DT	35.00m	707
PV	3.90m	1077
JT	43.96m	874
1500	6:21.84	441
2 Werner Schallau	GER	7553
100	14.05	624 w:-6.5
LJ	5.38m	913 w: 2.5
SP	12.07m	856
HJ	1.59m	896
400	1:06.18	570
100HH	17.58	742 w: 7.0
DT	41.30m	863
PV	3.20m	769
JT	47.58m	961
1500	6:41.46	359

Name	Age	Country	Results
3 Gerhard Boehm	GER	7372	
100	13.71	681 w:-6.5	
LJ	5.56m	975 w: 3.2	
SP	11.71m	827	
HJ	1.65m	973	
400	1:04.15	639	
100HH	18.25	675 w: 7.0	
DT	35.96m	731	
PV	2.60m	530	
JT	37.08m	711	
1500	5:41.83	630	
4 Edward Oleata	USA	7268	
100	13.50	717 w:-4.0	
LJ	4.74m	704 w: 3.6	
SP	11.35m	797	
HJ	1.41m	679	
400	59.30	817	
100HH	17.29	773 w: 3.4	
DT	37.36m	765	
PV	2.90m	648	
JT	35.88m	683	
1500	5:31.38	685	

5 Knut Henrik Skramstad	NOR	7025
100	14.48	554 w:-4.0
LJ	4.94m	769 w: 2.8
SP	11.02m	770
HJ	1.50m	785
400	1:07.20	536
100HH	17.63	737 w: 7.0
DT	39.78m	825
PV	2.90m	648
JT	40.82m	799
1500	5:47.31	602
6 Tor Trondset	SWE	6462
100	13.84	659 w:-6.5
LJ	5.04m	799 w: 2.1
SP	9.02m	608
HJ	1.38m	644
400	1:01.42	737
100HH	17.38	762 w: 3.4
DT	31.22m	615
PV	2.30m	421
JT	33.36m	624
1500	5:49.28	593

7 Kjartan Solvberg	NOR	6196
100	14.54	543 w:-6.5
LJ	4.53m	639 w: 4.7
SP	11.20m	785
HJ	1.41m	679
400	1:04.47	628
100HH	19.86	526 w: 7.0
DT	33.02m	658
PV	2.40m	457
JT	31.48m	580
1500	5:28.26	701
8 Anatoly Romanov	RUS	6057
100	13.57	705 w:-6.5
LJ	4.92m	762 w: 4.0
SP	9.88m	678
HJ	1.35m	610
400	1:10.65	431
100HH	18.75	626 w: 3.4
DT	33.44m	669
PV	2.70m	568
JT	33.98m	638
1500	6:38.71	370

Name	Age	Country	Results
9 Bill Mitchell	USA	4738	
100	15.28	433 w:-4.0	
LJ	4.09m	508 w: 4.0	
SP	6.61m	414	
HJ	1.41m	679	
400	1:06.23	568	
100HH	22.86	296 w: 3.4	
DT	23.32m	426	
PV	NH	0	
JT	31.38m	578	
1500	5:04.25	836	

10 Bob Land	CAN	4337
100	16.28	302 w:-6.5
LJ	3.77m	419 w: 4.3
SP	7.13m	456
HJ	1.35m	610
400	1:16.19	283
100HH	19.66	543 w: 3.4
DT	22.86m	415
PV	2.80m	609
JT	22.98m	385
1500	6:52.91	315

11 Iwao Yamaguchi	JPN	4247
100	14.59	536 w:-4.0
LJ	4.60m	661 w: 2.8
SP	7.55m	489
HJ	1.20m	449
400	1:12.11	389
100HH	19.77	534 w: 7.0
DT	21.18m	376
PV	NH	0
JT	29.64m	537
1500	7:03.69	276

12 Rex Hane	USA	3855
100	15.36	423 w:-6.5
LJ	3.83m	437 w: 3.1
SP	8.52m	567
HJ	1.23m	480
400	1:25.27	102
100HH	22.27	337 w: 3.4
DT	23.38m	427
PV	1.90m	284
JT	30.36m	554
1500	7:13.15	244

13 Emil Pawlik	USA	2127
100	14.14	608 w:-4.0
LJ	5.28m	878 w: 4.4
SP	9.43m	641
HJ	NH	0
400	NT	0
100HH	NT	0
DT	ND	0
PV	NH	0
JT	0	0
1500	NT	0

14 Oliver Marks	USA	2009
100	15.19	446 w:-4.0
LJ	4.40m	600 w: 2.1
SP	7.20m	461
HJ	1.20m	449
400	1:28.94	53
100HH	NT	0
DT	ND	0
PV	NH	0
JT	0	0
1500	NT	0

Name	Age	Country	Results
15 Shih-Shih Hsu	TPE	63	
100	16.82	240 w:-4.0	
LJ	3.66m	390 w: 2.0	
SP	FOUL	0	
HJ	NH	0	
400	NT	0	
100HH	NT	0	
DT	ND	0	
PV	NH	0	
JT	0	0	
1500	NT	0	

**Weight Pentathlon**

1 Richard Hotchkiss	USA	4489
HT	48.24m	952
SP	13.99m	1015
DT	42.98m	905
JT	36.86m	706
WT	15.24m	911
2 Johann Hansen	GER	4253
HT	45.24m	882
SP	12.42m	885
DT	39.76m	825
JT	41.44m	814
WT	14.30m	847

3 Aleksander Sakow	POL	4016
HT	35.58m	661
SP	11.23m	787
DT	35.20m	712
JT	49.56m	1009
WT	14.30m	847
4 Norm Cyprus	USA	3940
HT	42.40m	817
SP	11.07m	774
DT	37.50m	768
JT	35.54m	675
WT	15.16m	906

5 William Gentleman	GBR	3810
HT	49.94m	991
SP	10.91m	761
DT	38.80m	801
JT	26.82m	473
WT	13.38m	784
6 Hermann Albrecht	GER	3746
HT	43.56m	843
SP	10.23m	706
DT	33.56m	671
JT	37.04m	710
WT	13.84m	816

7 Alain Clement Quintana	FRA	3623
HT	41.22m	790
SP	10.46m	725
DT	31.00m	609
JT	37.68m	725
WT	13.24m	774
8 Karl Baumann	GER	3604
HT	39.86m	758
SP	10.70m	744
DT	39.54m	819
JT	28.12m	502
WT	13.34m	781

8 Berthold Maier	GER	3604
HT	32.80m	597
SP	10.67m	742
DT	33.52m	671
JT	43.28m	858
WT	12.68m	736
10 Erich Fudalla	GER	3582
HT	39.62m	753
SP	10.91m	761
DT	36.02m	732
JT	29.06m	524
WT	13.80m	812

Name	Age	Country	Results	Name	Age	Country	Results	Name	Age	Country	Results	Name	Age	Country	Results	
11 Gunter Plucker		GER	3545	23 Artla Jablonsky		HUN	3001	25 Josef Hlusicka	57	TCH	42:00	3		Russia	2:00:07	
HT	29.98m	534		HT	30.02m	535		Joseph Fodor	57	USA	42:28	Valery Kiun			36:55	
SP	11.97m	848		SP	9.47m	644		Horst Rohm	57	GER	42:50	Stanislav Liapunov			39:36	
DT	39.72m	824		DT	33.66m	674		Jim Seymon	57	AUS	42:53	Edvard Fedosov			43:36	
JT	35.64m	677		JT	32.84m	611		29 Aksel Roste	59	NOR	42:56					
WT	11.60m	662		WT	9.74m	537		30 Antonio Fernandez				4		United States	2:01:01	
12 Carl Friedrichsen		DEN	3510	24 Bambang Wiradinata		INA	2833	Filho	57	BRA	43:17	Roland Cormier			38:48	
HT	38.66m	731		HT	24.16m	404		31 Michael Sawyer	56	GBR	43:31	Gabriel Bernal			39:45	
SP	11.22m	787		SP	10.19m	703		32 Edvard Fedosov	59	RUS	43:36	Joseph Fodor			42:28	
DT	34.34m	691		DT	27.44m	523		33 Rod MacKinlay	55	NZL	43:48					
JT	27.46m	487		JT	38.98m	756		34 Heinrich Fischer	57	GER	44:01	5		Australia	2:01:56	
WT	13.82m	814		WT	8.40m	447		35 Neil Fleming	58	NZL	44:10	Alan Bradford			38:53	
13 Jon H. Magnusson		ISL	3438	25 Jacques Chazer		FRA	2770	36 Heinz Hahn	59	GER	44:23	Colin McLeod			40:10	
HT	45.56m	890		HT	32.24m	585		37 George Armstrong	56	GBR	44:26	Jim Seymon			42:53	
SP	10.25m	708		SP	8.40m	557		38 Walter Hasert	58	GER	44:32					
DT	26.12m	492		DT	29.44m	572		39 Ted McCoy	55	AUS	44:49	6		Portugal	2:02:38	
JT	28.38m	508		JT	22.20m	368		*40 Robert Payne, Sr.	57	USA	44:54	Armando Aldegalega			38:00	
WT	14.20m	840		WT	11.98m	688		41 Raymond Bunn	56	GBR	44:59	Jose Manuel Alves			39:25	
14 Pentti Eerola		FIN	3393	26 Gerd Salzmann		GER	2727	42 Fernando Luis	59	POR	45:13	Fernando Luis			45:13	
HT	46.46m	910		HT	24.46m	410		43 Vincent Colgan	55	USA	45:20					
SP	9.40m	639		SP	10.61m	737		44 Neville Wagner	55	NZL	45:21	7		Czech Republic	2:03:24	
DT	29.06m	562		DT	30.38m	594		45 Miroslav Havran	57	TCH	45:34	Jinorich Bartonek			39:59	
JT	23.60m	399		JT	26.22m	459		46 Ernesto Patino Herrera	58	COL	45:35	Kvetoslav Hana			41:25	
WT	14.82m	883		WT	9.60m	527		47 Ulf Agrell	55	SWE	45:40	Josef Hlusicka			42:00	
15 Vitali Soukhov		UKR	3367	27 Viggo Pedersen		DEN	2717	48 John Joseph Fitzsimons	57	IRL	45:48	8		New Zealand	2:06:20	
HT	31.22m	562		HT	32.06m	581		49 Matti Hartukainen	57	FIN	46:09	Walter Hume			38:22	
SP	11.32m	795		SP	10.49m	727		50 Yusuf Guseinov	59	RUS	47:12	Rod MacKinlay			43:48	
DT	36.60m	746		DT	FOUL	0		51 Alwin Reng	59	GER	47:12	Neil Fleming			44:10	
JT	37.76m	727		JT	36.66m	701		52 James Pascoe	57	CAN	47:39	9		Canada	2:18:21	
WT	9.74m	537		WT	12.26m	708		53 Warren Campbell	56	USA	47:49	Herb Phillips			38:15	
16 Wolfgang Sab		GER	3354	28 Erich Ratz		GER	2657	54 John Drakeley	57	GBR	47:52	James Pascoe			47:39	
HT	42.16m	811		HT	25.86m	441JT	29	55 Bill Masterson	57	USA	47:56	Robert Nagle			52:27	
SP	10.35m	715		SP	9.82m	673WT	9	56 Kjell Martinsson	59	SWE	48:00	10		Ireland	2:25:34	
DT	30.16m	589		DT	24.80m	461		57 Edward Kimber	55	GBR	48:10	John Joseph Fitzsimons			45:48	
JT	27.80m	495		JT	29.84m	542		58 John Lane	58	HKG	48:38	William Dunne			46:50	
WT	12.80m	744		WT	9.80m	540		59 Michael Caudwell	58	GBR	48:47	Eugene Kavanagh			52:56	
17 Vladimir Horak		TCH	3329	29 Rudolf Niederhausen		GER	2570	60 Miloslav Beranek	57	TCH	48:47	11		Hong Kong	2:31:36	
HT	43.52m	842		HT	26.12m	447		61 Thomas Marling	59	AUS	49:17	John Lane			48:38	
SP	8.06m	530		SP	8.99m	605		62 Michael John Roberts	57	AUS	49:22	Cheung Chi Ying			50:28	
DT	33.24m	664		DT	30.22m	590		63 Joaquim Guedes				Yip Lun Ming			52:30	
JT	27.02m	477		JT	21.68m	356		Correia	59	POR	49:34	12		Sweden	2:37:26	
WT	13.84m	816		WT	10.26m	572		64 Ken V. Kelsey	55	NZL	49:54	Ulf Agrell			45:40	
18 Kotaro Kikuchi		JPN	3289	30 Rui Pinhao		POR	2299	65 Brian Jenkins	57	NZL	50:09	Kjell Martinsson			48:00	
HT	28.14m	492		HT	27.42m	476		66 Cheung Chi Ying	57	HKG	50:28	Dieter Neumann			1:13:46	
SP	9.91m	680		SP	8.06m	530		67 Robert Nagle	57	CAN	52:27					
DT	34.12m	685		DT	26.36m	498		68 John Trevor Jupp	55	AUS	52:43	20 km Road Walk				
JT	41.56m	817		JT	18.26m	280		69 Eugene Kavanagh	56	IRL	52:56	1	Murray Dickinson	56	AUS	1:45:36
WT	10.90m	615		WT	9.42m	515		70 Anthony Vanderplank	56	GBR	53:20	2	Dario Iri R. Castellanos	58	COL	1:47:46
19 Ming-Hao Ho		TPE	3198	<b>Cross Country</b>				71 Bruce Savage	56	CAN	53:40	3	Romolo Pelliccia	58	ITA	1:50:15
HT	37.96m	715		1 Alex Tcherednitchenk	56	RUS	36:15	72 Wong Chiu	55	HKG	54:34	4	Gerhard Baer	55	GER	1:50:59
SP	9.22m	624		2 Ad Heijdens	56	NED	36:27	73 Soon Ah Chai	58	SIN	54:56	5	Brian Gore	58	GBR	1:53:00
DT	33.02m	658		3 Walter Koch	55	GER	36:39	74 Klaus Rechberger	59	GER	55:52	6	Edward Whiteman	56	USA	1:53:11
JT	27.82m	495		4 Valery Kiun	55	RUS	36:55	75 Donald Jones	59	CAN	56:43	7	Tony Johnson	55	AUS	1:55:13
WT	12.24m	706		5 Stephen James	57	GBR	37:18	76 Eitoku Sakaida	59	JPN	57:12	8	Dave Romansky	57	USA	1:56:04
20 Bernd Krebs		GER	3170	6 Guenter Martin	55	GER	37:43	77 Ngho Heng Ng	56	SIN	58:06	9	Paul R. Johnson	57	USA	1:59:05
HT	27.88m	486		7 Armando Aldegalega	57	POR	38:00	78 Gunter Richter	59	GER	58:26	10	David Stevens	58	GBR	2:00:17
SP	10.62m	738		8 Herb Phillips	55	CAN	38:15	79 Anthony Samson	55	HKG	1:00:09	11	Claude Pinard	56	FRA	2:00:20
DT	32.18m	638		9 Walter Hume	56	NZL	38:22	80 R. John Hines	59	NZL	1:02:04	12	Frank Knaeringer	59	GER	2:00:43
JT	38.52m	745		10 Roland Cormier	55	USA	38:48	81 Friedrich Schuetz	55	GER	1:02:58	13	Lee Duffner	59	USA	2:02:13
WT	10.14m	563		11 Geoffrey Harrold	56	GBR	38:49	82 Husin Bin Safar	55	MAS	1:04:37	14	Herbert Zydek	56	USA	2:02:55
21 Dieter Kuntz		GER	3037	12 Alan Bradford	56	AUS	38:53	83 David Murphy	58	AUS	1:07:50	15	John Elwarner	55	USA	2:04:49
HT	40.48m	773		13 Bernd Richter	55	GER	39:03	84 George Moore	59	GBR	1:10:47	16	Mario Pollanz	57	ITA	2:04:58
SP	7.98m	524		14 Sybrand Mostert	56	RSA	39:06	85 Dieter Neumann	58	SWE	1:13:46	17	Manfred Kuppler	55	AUS	2:05:52
DT	27.24m	519		15 Manuel Rosales Touza	59	ESP	39:12	86 Razaq Ogunjimi	57	NGR	1:14:48	18	Ronald Powell	59	GBR	2:06:28
JT	22.66m	378		16 Jose Manuel Alves	55	POR	39:25				19	James McGrath	58	USA	2:06:52	
WT	14.24m	843		17 Stanislav Liapunov	55	RUS	39:36				20	John Shilling	59	USA	2:07:19	
22 Gilbert Storg		FRA	3010	18 Luis Jai Luna Albarracin	56	COL	39:44				21	Gerald Bocci	57	USA	2:07:36	
HT	38.96m	738		19 Gabriel Bernal	55	USA	39:45				22	Charles Marut	57	USA	2:07:53	
SP	9.16m	619		20 Peter Seiler	55	GER	39:58				23	David Reid	56	NZL	2:08:32	
DT	26.32m	497		21 Jinorich Bartonek	56	TCH	39:59				24	John E. Schulz	56	USA	2:08:47	
JT	23.90m	406		22 Colin McLeod	59	AUS	40:10				25	Bob Cella	58	USA	2:09:04	
WT	12.88m	750		23 Jose Gendrot	57	FRA	40:30				26	Erich Bogner	56	GER	2:09:27	
				24 Kvetoslav Hana	58	TCH	41:25				27	Gerald Patrick	55	USA	2:10:30	
											28	Thomas Masterson	55	USA	2:10:56	
											29	Ronald Laird	57	USA	2:11:07	
											30	Zigurdus Irbe	59	LAT	2:11:11	
											31	Alwin Reng	59	GER	2:12:07	
											32	Alexis De Coppet	56	SUI	2:15:44	
											33	Jack Entwistle	59	CAN	2:17:11	

Name	Age	Country	Results	Name	Age	Country	Results	Name	Age	Country	Results	Name	Age	Country	Results		
34 John Marshall	59	GBR	2:18:33	36 Francis Ruddy	56	USA	3:30:52	5 Great Britain	10:34:24	3 Noel Garvey	60	AUS	13:18				
35 James Fisher	59	USA	2:19:38	37 Louis Persoons	58	BEL	3:32:15	George Armstrong	3:17:55	4 Olle Strandborg	61	SWE	13:69				
36 Gilberto Robles	57	PUR	2:19:51	38 Michael Caudwell	58	GBR	3:34:15	Michael Caudwell	3:34:15	5 Borje Persson	63	SWE	14:81				
37 Gunars Mikulis	57	LAT	2:20:01	39 Warren Campbell	56	USA	3:36:50	John Drakeley	3:42:14	6 Kevin McGrath	64	AUS	15:86				
38 John Lane	58	HKG	2:24:31	40 Yoshikatsu Inoue	55	JPN	3:38:58	6 Finland	10:42:51	7 Albert G. Dormann	62	USA	17:65				
39 Bernie Finch	55	USA	2:24:51	41 John Anderson	56	AUS	3:40:15	Matti Hartikainen	3:16:42	Heat 7 Wind Reading: 1.1							
40 Ed Lane	59	USA	2:25:15	42 Alfred Howell	55	USA	3:40:56	Pekka Nikkila	3:27:56	1 Bobby Thomas	60	USA	12:69				
41 Paavo Sorri	58	FIN	2:26:15	43 Gilbert Paudex	58	SUI	3:41:10	Kalevi Pitkanemi	3:58:13	2 Eduard Haenggi	60	SUI	13:10				
42 Stephen Cohen	56	USA	2:28:16	44 John Drakeley	57	GBR	3:42:14	7 Switzerland	11:00:53	3 Ching-Kuei Lo	61	TPE	13:14				
43 Robert Best	57	GER	2:29:18	45 Valery Sevryuk	56	RUS	3:42:37	Christian Vetsch	3:17:29	4 Anthony Besase	61	USA	13:49				
44 Gustave Davis	57	USA	2:30:43	46 Alfred Thurston	59	USA	3:42:50	Gilbert Paudex	3:41:10	5 Ronald Cross	61	RSA	13:60				
45 Odd Oivind Haug	55	NOR	2:44:45	47 Thomas Marling	59	AUS	3:44:00	Josef Bruhin	4:02:14	6 Theodore Swanson	64	USA	13:90				
<b>20 km Road Walk Team</b>				48 Helmut Reinmuth	56	GER	3:44:47	8 Australia	11:40:03	7 Pedro GuerreroHurtado	61	COL	13:95				
1 Australia	5:38:16			49 Bill Agresta	56	USA	3:47:57	John Anderson	3:40:15	8 Vincent Harris	64	NZL	18:46				
Murray Dickinson	1:45:36			50 Gerhard Kessner	59	GER	3:49:28	Thomas Marling	3:44:00	Heat 8 Wind Reading: 2.8							
Tony Johnson	1:55:13			51 Albert Monile	55	USA	3:56:09	John Trevor Jupp	4:15:48	1 Tamotsu Uchida	63	JPN	13:01				
Robert Chapman	1:57:27			52 Eugene Kavanagh	56	IRL	3:56:15	9 Hong Kong	12:31:17	2 Kai-Ming Lo	60	USA	13:69				
2 United States	5:48:20			53 John Lane	58	HKG	3:57:04	John Lane	3:57:04	3 Jose F. Araujo Reis	64	POR	14:63				
Edward Whiteman	1:53:11			54 Kalevi Pitkanemi	58	FIN	3:58:13	Cheung Chi Ying	4:15:52	4 Heraclio Chandeck	62	PAN	14:81				
Dave Romansky	1:56:04			55 Juan Roman	57	CHI	3:59:23	Wong Chiu	4:18:21	5 Mario Bertolani	62	USA	15:41				
Paul R. Johnson	1:59:05			56 Thomas Witkowski	55	USA	3:59:28	10 Canada	12:41:27	<b>SEMI FINALS</b>							
3 Italy	5:49:19			57 Bill Wagner	59	USA	3:59:34	Paul Yerich	4:05:36	Heat 1 Wind Reading: 0.8							
Romolo Pelliccia	1:50:15			58 David L. Carpenter	55	USA	3:59:53	Edward Pomeroy	4:15:11	1 Milton Newton	61	USA	12:29				
Mario Sciarretta	1:54:06			59 Peter Swartwout	57	USA	4:00:53	Don Ursino	4:20:40	2 Rudolf Boeckl	61	GER	12:48				
Mario Pollanz	2:04:58			60 Chuck Van Duzee	58	USA	4:01:02	<b>MEN 60</b>			3 David Burton	60	GBR	12:68			
4 Great Britain	5:59:45			61 Paul Yerich	56	CAN	4:05:36	<b>100 Meter Dash</b>			4 Joe Hemler	60	USA	12:94			
Brian Gore	1:53:00			62 Soon Ah Chai	58	SIN	4:05:50	<b>HEATS</b>			5 Kiyoshi Mori	62	JPN	12:98			
David Stevens	2:00:17			63 Richard Sheehan	57	USA	4:05:57	Heat 1 Wind Reading: 1.8		6 Alexander Johnson	62	USA	13:11				
Ronald Powell	2:06:28			64 Albert Richey	56	USA	4:07:54	1 David Burton	60	GBR	12:79	7 Gawie Pistorius	60	RSA	13:18		
5 Germany	6:01:09			65 Edward Pomeroy	55	CAN	4:15:11	2 Kiyoshi Mori	62	JPN	12:92	8 Antero Tammento	62	FIN	13:28		
Gerhard Baer	1:50:59			66 John Trevor Jupp	55	AUS	4:15:48	3 Joe Hemler	60	USA	12:98	Heat 2 Wind Reading: 3.4					
Frank Knaringer	2:00:43			67 Cheung Chi Ying	57	HKG	4:15:52	4 Antero Tammento	62	FIN	13:27	1 Andrew Branch	61	USA	12:45		
Erich Bogner	2:09:27			68 Wong Chiu	55	HKG	4:18:21	5 Robert Solomon	63	AUS	13:39	2 Charles Williams	64	GBR	12:51		
6 New Zealand	6:35:57			69 Don Ursino	59	CAN	4:20:40	6 Clifford Pauling	60	USA	13:56	3 Karl-Heinz Neumann	60	GER	12:73		
Maurice Hinton	2:03:47			70 Fumitaka Matsukawa	56	JPN	4:20:43	7 Sakae Imamura	63	JPN	15:88	4 Monty Hacker	60	USA	12:85		
David Reid	2:08:32			71 Donald Milligan	57	USA	4:21:15	Heat 2 Wind Reading: 1.9		5 Tamotsu Uchida	63	JPN	12:89				
Brian Reid	2:23:38			72 Gunter Richter	59	GER	4:23:15	1 Dick Richards	61	USA	12:61	6 Eduard Haenggi	60	SUI	13:12		
<b>Marathon</b>				73 Daniel Morales	57	USA	4:31:18	2 Monty Hacker	60	USA	12:91	7 Noel Garvey	60	AUS	13:30		
1 Walter Koch	55	GER	2:39:52	74 Agostinh Araujo de Souza	59	BRA	4:32:47	3 Alexander Johnson	62	USA	12:95	Heat 3 Wind Reading: 1.6					
2 Guenter Martin	55	GER	2:40:43	75 Ian Shaw	58	CAN	4:34:40	4 Francesco Pastorelli	64	ITA	14:11	1 Bobby Thomas	60	USA	12:45		
3 Hernan				76 Ngho Heng Ng	56	SIN	4:38:29	5 Keizo Shionitsu	64	JPN	14:74	2 Dick Richards	61	USA	12:50		
Barreneche-Rios	55	COL	2:43:33	77 Anthony Tulino	58	USA	4:39:24	6 Kerry Thew	62	AUS	14:85	3 Teddy Kaplan	60	ISR	12:72		
Bernd Richter	55	GER	2:43:41	78 John Tipping	56	GBR	4:42:46	7 Chuck Cappetta	60	USA	17:29	4 Charles Agnoo	60	CAN	12:95		
Valery Kiun	55	RUS	2:44:30	79 Fumio Ohara	58	JPN	4:43:12	- Robert Dobbs	61	USA	DNF	5 Heinz Schmid	62	GER	13:08		
Colin McLeod	59	AUS	2:44:55	80 Milos Antonic	59	YUG	4:47:57	Heat 3 Wind Reading: 1.9		1 Charles Williams	64	GBR	12:75	6 Ching-Kuei Lo	61	TPE	13:10
Fidel Diaz Mendes	57	MEX	2:46:52	81 Erich Tavernier	59	GER	4:52:41	1 Charles Williams	64	GBR	12:75	7 Pedro PachecoFiguerola	61	PUR	13:75		
Manuel Rosales Touza	59	ESP	2:49:35	82 Carlos Ponce Vargas	59	MEX	4:55:56	2 Charles Agnoo	60	CAN	12:87	Wind Reading: 2.9					
Stanislav Lyapunov	58	RUS	2:50:14	83 Robert Brooks	57	USA	4:55:59	3 Heinz Schmid	62	GER	13:03	1 Bobby Thomas	60	USA	12:22		
Colman Mooney	55	USA	2:56:34	84 Jerry Brenner	55	USA	4:59:35	4 Masanori Abe	61	JPN	13:86	2 Milton Newton	61	USA	12:24		
Sybrand Mostert	56	RSA	2:57:08	85 Bernard B. Freedman	55	USA	5:01:24	5 Hsin-Yi Chang	61	TPE	14:15	3 Rudolf Boeckl	61	GER	12:41		
Peter Seiler	55	GER	2:57:26	86 R John Hines	59	NZL	5:11:11	6 Augusto Caro Rodriguez	60	COL	14:49	4 Andrew Branch	61	USA	12:46		
Vasilios Maurosoulos	55	GRE	3:02:07	87 Husin Bin Safar	55	MAS	5:20:29	7 Franz Heiss	61	GER	15:04	5 Dick Richards	61	USA	12:48		
Horst Rohn	57	GER	3:07:55	88 Raymond Mashiotta	59	USA	5:22:50	- Paul Williams	60	USA	DNF	6 David Burton	60	GBR	12:55		
Eduard Fedosov	55	RUS	3:08:56	89 Armando Acevedo Medina	57	CHI	5:46:45	Heat 4 Wind Reading: 1.0		1 Rudolf Boeckl	61	GER	12:82	7 Charles Williams	64	GBR	13:61
Giannis Zorzos	59	GRE	3:09:13	<b>Marathon Team</b>					1 Rudolf Boeckl	61	GER	12:82	<b>200 Meter Dash</b>				
Francisco Penha	57	BRA	3:10:09	1 Germany	8:04:16			2 Teddy Kaplan	60	ISR	12:83	<b>HEATS</b>					
Katsuhiko Mimori	55	JPN	3:10:36	Walter Koch	2:39:52			3 Karl-Heinz Neumann	60	GER	12:93	Heat 1 Wind Reading: 1.8					
Jose Manuel Alves	55	POR	3:11:56	Guenter Martin	2:40:43			4 Bernie Smith	63	CAN	13:02	1 Ralph Romain	62	TRI	25:60		
Matti Hartikainen	57	FIN	3:16:42	Bernd Richter	2:43:41			5 Manuel Sepulveda Veta	63	CHI	13:92	2 Clifford Pauling	60	USA	27:34		
Helmut Kynast	58	GER	3:17:11	2 Russia	9:02:47			6 Pieter Schouten	61	NED	14:05	3 Hans Bloechlinger	60	SUI	27:40		
George Armstrong	56	GBR	3:17:55	Alex Tcherdnitchenk	2:35:40			7 William Schaffstall	63	USA	16:53	4 Dieter W. Schmidt	60	GER	27:81		
Kent Sabin	59	USA	3:18:31	Valery Kiun	2:44:30			Heat 5 Wind Reading: 2.1		1 Milton Newton	61	USA	12:20	5 Geoffrey Feast	63	GBR	29:42
Neville Wagner	55	NZL	3:20:00	Valery Sevryuk	3:42:37			1 Milton Newton	61	USA	12:20	6 John C. Cauldwell	63	USA	30:56		
George Markoff	57	USA	3:21:00	3 United States	9:36:05			2 Pedro PachecoFiguerola	61	PUR	13:40	7 Jean Pierre Marie	61	FRA	31:51		
Kvetoslav Hana	58	TCH	3:22:32	Colman Mooney	2:56:34			3 Heinz Juerg Wild	60	GER	13:44	8 Edwin Alexander	61	USA	32:28		
Ulf Agrell	55	SWE	3:25:37	Kent Sabin	3:18:31			4 Innokenty Jakovlev	62	RUS	13:75	Heat 2 Wind Reading: 2.1					
Selwyne Rom	56	USA	3:27:09	George Markoff	3:21:00			5 Werner Pechmann	61	GER	14:77	1 Joe Hemler	60	USA	27:02		
Pekka Nikkila	57	FIN	3:27:56	4 Japan	10:19:10			6 Derrick Byrd Jr.	60	USA	17:79	2 Tamotsu Uchida	63	JPN	27:23		
Jose Gendrot	57	FRA	3:29:14	Katsuhiko Mimori	3:10:36			Heat 6 Wind Reading: 2.9		1 Andrew Branch	61	USA	12:54	3 Pauli Vehkjarvi	60	FIN	27:42
Horst Rieke	57	GER	3:29:21	Takashi Sakae	3:29:36			1 Andrew Branch	61	USA	12:54	4 Robert Solomon	63	AUS	27:75		
Takashi Sakae	58	JPN	3:29:36	Yoshikatsu Inoue	3:38:58			2 Gawie Pistorius	60	RSA	13:00	5 Noel Garvey	60	AUS	27:91		
John Adams	59	RSA	3:29:57								6 Jorge Alvarez	60	CHI	28:69			
Jorge VargasHernandez	56	COL	3:30:41														
John Grant	56	USA	3:30:50														

Name	Age	Country	Results	Name	Age	Country	Results	Name	Age	Country	Results	Name	Age	Country	Results
7 Nelson Sacramento	61	BRA	29.85	<b>FINAL</b>				2 Dieter W. Schmidt	60	GER	1:00.52	<b>Heat 6</b>			
8 Anthony McEneaney	60	AUS	32.65	<b>Wind Reading: -5.3</b>				3 Francois Cornelis	61	BEL	1:00.53	1 Thomas Roberts	61	AUS	2:25.20
<b>Heat 3 Wind Reading: -0.5</b>				1 Ralph Romain	62	TRI	25.87	4 Motomu Sawamoto	63	JPN	1:01.22	2 Ralph Miller	63	USA	2:26.87
1 Milton Newton	61	USA	25.78	2 Bobby Thomas	60	USA	26.06	5 Hans Bloechlinger	60	SUI	1:02.14	3 Robert Kjeldsen	60	DEN	2:30.53
2 Bobby Thomas	60	USA	26.16	3 Berthold Neumann	64	GER	26.83	6 Noel Garvey	60	AUS	1:02.97	4 Guenther Ender	62	GER	2:33.12
3 Tirso Figueroa	60	CHI	27.44	4 Jim Mathis	60	USA	26.84	7 Eberhard Arnold	62	GER	1:06.43	5 Jef Claessen	61	BEL	2:37.05
4 Olle Strandborg	61	SWE	28.21	5 Rudolf Boeckl	61	GER	26.98	<b>Heat 2</b>				6 Jose Antonio Bom	62	POR	2:47.34
5 Ahti Vilpas	61	FIN	29.00	6 Monty Hacker	60	RSA	27.48	1 Ralph Romain	62	TRI	56.61	7 Hermann Berckemeyer	63	GER	3:10.19
6 Pedro GuerreroHurtado	61	COL	29.73	7 David Burton	60	GBR	27.51	2 Jim Mathis	60	USA	59.68	<b>SEMI FINALS</b>			
7 Heraclio Chandeck	62	PAN	32.17	8 Milton Newton	61	USA	36.54	3 Karl-Heinz Neumann	60	GER	1:00.35	<b>Heat 1</b>			
8 Kevin McGrath	64	AUS	34.15	<b>400 Meter Dash</b>				4 Thomas Callender	63	CAN	1:00.76	1 Miloje Grujic	61	RSA	2:19.89
<b>Heat 4 Wind Reading: 5.0</b>				<b>HEATS</b>				5 Antero Tammento	62	FIN	1:03.40	2 Thomas Roberts	61	AUS	2:20.18
1 Rudolf Boeckl	61	GER	26.91	<b>Heat 1</b>				6 Taneli Konttinen	60	FIN	1:04.73	3 Motomu Sawamoto	63	JPN	2:20.79
2 Monty Hacker	60	RSA	26.94	1 Miloje Grujic	61	RSA	59.90	7 Robert Solomon	63	AUS	1:05.76	4 Esa Paldanius	60	FIN	2:20.88
3 Thomas Callender	63	CAN	27.17	2 Motomu Sawamoto	63	JPN	1:00.38	<b>Heat 3</b>				5 Sid Wing	64	USA	2:21.50
4 Taneli Konttinen	60	FIN	28.15	3 Sid Wing	64	USA	1:01.73	1 Miloje Grujic	61	RSA	58.42	6 Clifford Pauling	60	USA	2:23.02
5 Innokenty Jakovlev	62	RUS	29.47	4 Jorge Alvarez	60	CHI	1:03.52	2 Berthold Neumann	64	GER	58.76	7 James Aneshansley	60	USA	2:23.05
6 Ralf-Joachim Kaeb	61	GER	29.62	5 Robert Solomon	63	AUS	1:03.86	3 Louis Baeyens	60	BEL	59.14	8 Dieter W. Schmidt	60	GER	2:23.63
7 Manuel Sepulveda Vera	63	CHI	29.72	6 John Seymour	61	GBR	1:04.26	4 Clifford Pauling	60	USA	1:00.83	<b>Heat 2</b>			
8 Ted Rogers	60	CAN	32.13	7 Antti Kanerva	61	FIN	1:06.75	5 Sid Wing	64	USA	1:01.97	1 Mike Fox	61	GBR	2:18.99
<b>Heat 5 Wind Reading: 3.3</b>				8 Brian Sharpe	64	AUS	1:16.51	6 Fritz Schlereth	62	USA	1:02.24	2 Berthold Neumann	64	GER	2:19.03
1 Jim Mathis	60	USA	26.79	<b>Heat 2</b>				7 Heinz Schmid	62	GER	1:03.44	3 Ralph Miller	63	USA	2:20.22
2 Alexander Johnson	62	USA	27.43	1 Berthold Neumann	64	GER	1:01.00	8 Jorge Alvarez	60	CHI	1:05.12	4 Carlos Odriozola	64	URU	2:22.22
3 Heinz Schmid	62	GER	27.66	2 Fritz Schlereth	62	USA	1:03.50	<b>FINAL</b>				5 Pete Richardson	60	USA	2:23.39
4 Eduard Haenggi	60	SUI	28.13	3 FH Boy Heenstede	64	NED	1:04.86	1 Ralph Romain	62	TRI	53.88	- James Sutton	64	USA	DNF
5 Heinz Juerg. Wild	60	GER	28.61	4 Jose Imaz Fernandez	63	ESP	1:05.87	2 Miloje Grujic	61	RSA	55.53	<b>FINAL</b>			
6 Theodore Swanson	64	USA	30.03	5 Ray Franks	60	USA	1:08.87	3 Berthold Neumann	64	GER	56.45	1 Miloje Grujic	61	RSA	2:17.25
7 Borje Persson	63	SWE	31.36	- Olle Strandborg	61	SWE	DNF	4 Paul Johnson	60	USA	56.77	2 Berthold Neumann	64	GER	2:17.67
8 Manolo Ant. Blanco	62	BRA	33.50	<b>Heat 3</b>				5 Jim Mathis	60	USA	56.80	3 Thomas Roberts	61	AUS	2:19.35
<b>Heat 6 Wind Reading: 4.9</b>				1 Karl-Heinz Neumann	60	GER	1:01.37	6 Louis Baeyens	60	BEL	57.95	4 Esa Paldanius	60	FIN	2:20.06
1 David Burton	60	GBR	26.18	2 Tirso Figueroa	60	CHI	1:02.76	7 Karl-Heinz Neumann	60	GER	59.01	5 Ralph Miller	63	USA	2:20.58
2 Andrew Branch	61	USA	26.48	3 Ahti Vilpas	61	FIN	1:05.07	8 Dieter W. Schmidt	60	GER	1:00.88	6 Mike Fox	61	GBR	2:20.59
3 Teddy Kaplan	60	ISR	27.09	4 Horst Schaefer	64	GER	1:05.26	<b>800 Meter Run</b>				7 Motomu Sawamoto	63	JPN	2:23.95
4 Antero Tammento	62	FIN	27.45	5 Ted Rogers	60	CAN	1:08.72	<b>HEATS</b>				8 Carlos Odriozola	64	URU	2:25.39
5 Will Robinson	64	USA	28.85	<b>Heat 4</b>				<b>Heat 1</b>				<b>1,500 Meter Run</b>			
6 Anton Larrazabal	62	ESP	29.60	1 Dieter W. Schmidt	60	GER	1:00.87	1 Mike Fox	61	GBR	2:22.39	<b>HEATS</b>			
7 Masanori Abe	61	JPN	29.85	2 Clifford Pauling	60	USA	1:01.14	2 James Sutton	64	USA	2:24.87	<b>Heat 1</b>			
8 Mario Bertolani	62	USA	32.60	3 Geoffrey Feast	63	GBR	1:03.94	3 Louis Baeyens	60	BEL	2:24.90	1 Guennadi Chalamonov	60	UKR	4:52.46
<b>Heat 7 Wind Reading: 2.4</b>				4 Jef Claessen	61	BEL	1:04.52	4 Pierre Blanchou	64	FRA	2:30.12	2 Gerard VanNuffelen	61	BEL	4:59.57
1 Berthold Neumann	64	GER	26.24	5 Markus Virrankoski	63	FIN	1:05.22	5 Patrick Maye	62	USA	2:35.27	3 Pete Richardson	60	USA	4:59.84
2 Karl-Heinz Neumann	60	GER	26.83	6 Salvador Munoz	64	CHI	1:06.57	6 Bruce Marsh	60	AUS	2:37.37	4 Kunio Ichikawa	61	JPN	5:08.85
3 Francois Cornelis	61	BEL	27.55	7 Huo-Shan Hung	63	TPE	1:16.95	7 Robert Charlton	62	AUS	3:12.77	5 William Dunne	61	IRL	5:17.64
4 Ching-Kuei Lo	61	TPE	28.00	<b>Heat 5</b>				<b>Heat 2</b>				6 Peter Le Get	61	AUS	5:19.90
5 Pieter Schouten	61	NED	28.98	1 Paul Johnson	60	USA	59.97	1 Sid Wing	64	USA	2:24.48	7 Guenther Ender	62	GER	5:22.31
6 Markus Virrankoski	63	FIN	29.44	2 Francois Cornelis	61	BEL	1:00.87	2 Esa Paldanius	60	FIN	2:24.78	8 Rudolf Hess	60	GER	5:24.17
7 Kerry Thew	62	AUS	30.24	3 Hans Bloechlinger	60	SUI	1:00.93	3 Dieter W. Schmidt	60	GER	2:26.47	9 Doug Kyle	62	CAN	5:24.53
8 Chuck Cappetta	60	USA	47.98	4 Esa Paldanius	60	FIN	1:01.36	4 Irwin Bernstein	62	USA	2:33.10	10 Edwin Alexander	61	USA	5:25.87
<b>SEMI FINALS</b>				5 Antero Tammento	62	FIN	1:02.32	5 Ralf-Joachim Kaeb	61	GER	2:37.82	11 Alvarado C. Everardo	62	COL	5:31.66
<b>Heat 1 Wind Reading: 0.0</b>				6 Anton Larrazabal	62	ESP	1:06.96	6 Kurien Thomas	60	IND	2:50.77	12 Gerhard Krolow	60	CAN	5:31.99
1 Ralph Romain	62	TRI	25.60	7 Edwin Alexander	61	USA	1:07.38	7 Geguang Hou	64	CHN	3:25.83	13 Erich Garthe	61	GER	6:13.66
2 Rudolf Boeckl	61	GER	26.52	8 Adonis Papadopoulos	63	GRE	1:14.45	<b>Heat 3</b>				14 Colin Joseph Sikcock	62	AUS	6:52.26
3 Joe Hemler	60	USA	26.83	<b>Heat 6</b>				1 Miloje Grujic	61	RSA	2:20.30	15 Chester Greene	63	USA	8:35.42
4 Clifford Pauling	60	USA	27.15	1 Jim Mathis	60	USA	1:01.04	2 Carlos Odriozola	64	URU	2:21.89	- Miguel Cermenolisarri	60	ESP	DNF
5 Pauli Vehkjarvi	60	FIN	27.18	2 Taneli Konttinen	60	FIN	1:01.95	3 James Aneshansley	60	USA	2:22.78	<b>Heat 2</b>			
6 Tamotsu Uchida	63	JPN	27.31	3 Heinz Schmid	62	GER	1:02.65	4 Rudolf Hess	60	GER	2:36.92	1 Thomas Roberts	61	AUS	4:51.62
7 Tirso Figueroa	60	CHI	27.39	4 Eberhard Arnold	62	GER	1:03.39	5 Miguel Cermenolisarri	60	ESP	2:39.19	2 Robert Kjeldsen	60	DEN	4:53.76
<b>Heat 2 Wind Reading: -1.6</b>				5 Ralf-Joachim Kaeb	61	GER	1:07.15	6 Anthony McEneaney	60	AUS	2:50.30	3 Mike Goldman	63	USA	4:54.63
1 Bobby Thomas	60	USA	25.36	6 Pedro GuerreroHurtado	61	COL	1:07.63	<b>Heat 4</b>				4 James Aneshansley	60	USA	4:55.07
2 Milton Newton	61	USA	25.80	- Mike Fox	61	GBR	DNF	1 Berthold Neumann	64	GER	2:23.72	5 Maurice Morrell	62	GBR	4:56.46
3 Jim Mathis	60	USA	26.04	<b>Heat 7</b>				2 Motomu Sawamoto	63	JPN	2:24.20	6 Rogelio Lopez Loyate	61	ESP	4:56.84
4 Monty Hacker	60	RSA	26.74	1 Ralph Romain	62	TRI	57.91	3 Pete Richardson	60	USA	2:24.64	7 Pierre Blanchou	64	FRA	5:11.19
5 Hans Bloechlinger	60	SUI	27.25	2 Louis Baeyens	60	BEL	59.97	4 Pedro GuerreroHurtado	61	COL	2:31.06	8 William Bryson	61	CAN	5:17.84
6 Alexander Johnson	62	USA	27.55	3 Thomas Callender	63	CAN	1:02.35	5 Brian Sharpe	64	AUS	2:41.35	9 Dillon Maier	60	USA	5:44.02
7 Antero Tammento	62	FIN	27.58	4 Noel Garvey	60	AUS	1:03.08	6 Ted Rogers	60	CAN	2:45.77	10 John Atkinson	62	GBR	5:48.82
8 Robert Solomon	63	AUS	27.95	5 Ian Goldfoot	60	USA	1:04.23	7 Huo-Shan Hung	63	TPE	3:03.61	11 Jose Antonio Bom	62	POR	5:49.40
<b>Heat 3 Wind Reading: -5.0</b>				6 Anthony McEneaney	60	AUS	1:11.02	<b>Heat 5</b>				12 Hal Higdon	64	USA	5:57.25
1 Berthold Neumann	64	GER	26.71	7 George Gluppe	62	CAN	1:12.44	1 Glaus Krohn	62	NOR	2:29.91	13 Hermann Berckemeyer	63	GER	6:04.65
2 David Burton	60	GBR	26.79	<b>SEMI FINALS</b>				2 Clifford Pauling	60	USA	2:30.84	14 James Keat	63	USA	6:05.72
3 Andrew Branch	61	USA	26.87	<b>Heat 1</b>				3 John Seymour	61	GBR	2:32.08	15 Anthony McEneaney	60	AUS	6:10.48
4 Karl-Heinz Neumann	60	GER	26.99	1 Paul Johnson	60	USA	59.21	4 FH Boy Heenstede	64	NED	2:32.37	16 Alexey Podguzov	64	RUS	6:42.05
5 Thomas Callender	63	CAN	27.32	<b>Heat 2</b>				Obelt	64	NED	2:32.37	<b>Heat 3</b>			
6 Francois Cornelis	61	BEL	27.83	<b>Heat 3</b>				5 Keizo Shiomitsu	64	JPN	2:39.61	1 Michael McAvoy	60	AUS	4:58.04
7 Heinz Schmid	62	GER	27.85	<b>Heat 4</b>				6 Kunio Ichikawa	61	JPN	2:49.52				

Name	Age	Country	Results	Name	Age	Country	Results	Name	Age	Country	Results	Name	Age	Country	Results
2 Roger Davies	60	CAN	5:03.73	45 Manfred Kunze	63	GER	21:43.13	8 Stuart Summerhayes	61	CAN	27:27.16	- Marion Sanchez	63	USA	DNF
3 James Sutton	64	USA	5:05.82	46 Bob Davidson	63	GBR	21:47.00	9 Robert Barrett	61	USA	27:35.29	<b>Heat 2</b>			
4 Manabu Miyasato	60	JPN	5:08.76	47 Gentil Favero	62	BRA	22:11.61	10 Carl Acosta	61	USA	27:38.60	1 Pauli Vehkjarvi	60	FIN	50.30
5 Claude Robic	63	FRA	5:13.45	48 John B. Gregson	64	USA	22:13.85	11 Walter Baier	62	GER	27:41.35	2 Kees Giezen Van	61	NED	51.46
6 Gary L. Defrance	61	USA	5:14.18	49 Alan Byers	63	GBR	22:20.57	12 Luis Chavez Cordero	60	COL	27:58.98	3 Jose Imaz Fernandez	63	ESP	51.55
7 Giancarlo Parodi	61	ITA	5:17.03	50 James Keat	63	USA	22:25.14	13 Presley Donaldson	61	USA	28:47.34	4 Anton Larrazabal	62	ESP	51.73
8 James Martin	64	CAN	5:38.06	51 Helmut Winter	61	GER	22:32.19	14 Yury Sokolov	63	RUS	28:48.67	5 Geoffrey Feast	63	GBR	51.90
9 Manfred Kunze	63	GER	5:43.41	52 Thomas Dalgleish	61	AUS	22:35.26	15 Tom White	63	USA	28:51.64	6 Karl-Heinz Thesen	60	GER	55.31
10 Kurien Thomas	60	IND	5:53.41	53 Jim Tobin	62	NZL	22:43.43	16 Hans Pollmeier	61	GER	29:07.31	<b>Heat 3</b>			
11 Jim Tobin	62	NZL	6:05.38	54 Carlos Claro	62	POR	23:00.65	17 Peter Hatz	61	USA	29:12.63	1 Colin Shafto	60	GBR	48.07
12 Gentil Favero	62	BRA	6:08.84	55 Robert Meier	60	USA	23:06.49	18 Ray Franks	60	USA	29:20.76	2 Brynjule Skinlo	60	NOR	48.23
13 Ted Rogers	60	CAN	6:09.82	56 David Zinman	64	USA	23:09.11	19 Toshiaki Tanaka	61	JPN	29:24.40	3 Louis Baeyens	60	BEL	48.26
14 Miloslav Kolacek	61	TCH	6:44.52	57 Simo Dzakovic	63	YUG	23:17.67	20 Lojza Vosta	62	USA	29:27.38	4 Clarence Trinkner	63	USA	49.07
15 Geguang Hou	64	CHN	6:52.06	58 James Anthony	60	AUS	24:02.89	21 Ray Everson	60	USA	29:38.07	5 John Martel	64	USA	50.20
<b>FINAL</b>				59 Colin Joseph Silcock	62	AUS	24:58.88	22 Robert Fine	64	USA	30:23.05	<b>Heat 4</b>			
1 Thomas Roberts	61	AUS	4:40.06	60 Brian Read	62	NZL	25:54.22	23 Colin Joseph Silcock	62	AUS	31:04.16	1 Francois Cornelis	61	BEL	47.37
2 Michael McAvoy	60	AUS	4:40.82	- Hermann Berckemeyer	63	GER	DNF	24 Kenneth Livermore	62	GBR	31:10.75	2 Leon Trout	61	USA	48.53
3 Guennadi Chalamonov	60	UKR	4:45.14	<b>10,000 Meter Run</b>				25 Edward Merrill	62	USA	31:31.94	3 Rolf Merten	60	GER	49.39
4 Maurice Morrell	62	GBR	4:52.56	<b>FINAL</b>				26 Jan Lehua	64	SVK	32:24.63	4 Ahti Vilpas	61	FIN	49.45
5 Roger Davies	60	CAN	4:52.78	1 Heinrich Hun	62	GER	36:05.81	27 Elliott Denman	61	USA	32:54.49	5 Olle Strandborg	61	SWE	50.94
6 Mike Goldman	63	USA	4:53.64	2 Adolf Blonner	60	AUS	37:11.20	28 Brian Read	62	NZL	33:00.35	6 Jean Pierre Marie	61	FRA	55.54
7 Robert Kjeldsen	60	DEN	4:55.07	3 Hans Thieme	61	GER	37:23.26	29 Akira Tanaka	63	JPN	33:30.12	7 Miloslav Kolacek	61	TCH	1:08.11
8 Kunio Ichikawa	61	JPN	4:55.90	4 Bent Lauridsen	60	DEN	37:27.21	30 Nobuyuki Karasawa	60	JPN	33:48.43	<b>SEMI FINALS</b>			
9 James Aneshansley	60	USA	4:57.95	5 Walter Krueger	60	GER	37:32.51	31 John Weston	62	CAN	34:16.52	<b>Heat 1</b>			
10 Rogelio Lopez Loyate	61	ESP	5:01.44	6 Kunio Ichikawa	61	JPN	37:47.85	32 Ralph Wheeler	61	USA	36:42.27	1 Francois Cornelis	61	BEL	47.00
11 Pete Richardson	60	USA	5:05.87	7 Rogelio Lopez Loyate	61	ESP	38:01.38	33 Amiya Nandy	63	IND	38:42.18	2 Clarence Trinkner	63	USA	47.85
12 Manabu Miyasato	60	JPN	5:09.11	8 Manabu Miyasato	60	JPN	38:28.28	34 Jack Castle	64	CAN	43:23.29	3 Leon Trout	61	USA	47.90
- James Sutton	64	USA	DNF	9 Roger Davies	60	CAN	38:32.52	35 Edmund Mahany	64	USA	44:00.31	4 Kees Giezen Van	61	NED	51.24
- Gerard VanNuffelen	61	BEL	DNF	10 Alfonso Tumenas	64	LTU	39:13.87	- Maurice Hinton	60	NZL	DQ	5 Jose Imaz Fernandez	63	ESP	51.45
<b>5,000 Meter Run</b>				11 Christian Vetsch	61	SUI	39:32.10	- Giorgos Deligiannis	64	GRE	DQ	<b>Heat 2</b>			
<b>FINAL</b>				12 Malcolm Gillis	62	USA	39:33.36	<b>100 Meter High Hurdles 33"</b>				<b>Heat 2</b>			
1 Gerard VanNuffelen	61	BEL	17:17.61	13 Bruno Baggia	60	ITA	39:50.40	<b>HEATS</b>				1 Pauli Vehkjarvi	60	FIN	47.97
2 Adolf Blonner	60	AUS	17:31.35	14 Norman Green Jr.	63	USA	39:58.08	<b>Heat 1 Wind Reading: -4.1</b>				2 Louis Baeyens	60	BEL	48.47
3 Bent Lauridsen	60	DEN	17:38.60	15 Claude Robic	63	FRA	40:03.05	1 Leon Trout	61	USA	17.48	3 Rolf Merten	60	GER	49.21
4 Guennadi Chalamonov	60	UKR	17:54.29	16 Dick Wilson	63	USA	40:29.89	2 Salvador Munoz	64	CHI	18.62	4 John Martel	64	USA	49.91
5 Kunio Ichikawa	61	JPN	18:00.27	17 Joe Patterson	60	AUS	41:02.39	3 Kees Giezen Van	61	NED	18.70	5 Eberhard Arnold	62	GER	49.96
6 Bruno Baggia	60	ITA	18:01.46	18 Stenios Prassas	63	GRE	41:03.19	4 Theodore Swanson	64	USA	20.24	6 Olle Strandborg	61	SWE	53.75
7 Edward Whitlock	64	CAN	18:01.63	19 Michael McAvoy	60	USA	41:20.70	5 Dave Douglass	63	USA	21.26	<b>Heat 3</b>			
8 Rogelio Lopez Loyate	61	ESP	18:02.41	20 Peter Hettrich	60	USA	41:54.06	<b>Heat 2 Wind Reading: -2.0</b>				1 Colin Shafto	60	GBR	49.55
9 Roger Davies	60	CAN	18:03.35	21 Willi Garbs	60	GER	41:55.17	1 Phil Mulkey	62	USA	16.30	2 Ahti Vilpas	61	FIN	49.84
10 Bill Iffrig	61	USA	18:17.31	22 Viljo Vesanen	60	FIN	42:00.88	2 Ronald Cross	61	RSA	19.10	3 Will Robinson	64	USA	49.89
11 Hans Thieme	61	GER	18:20.08	23 Mauricio Apelbaum	62	BRA	42:44.37	3 John Martel	64	USA	19.52	4 Guenther W. Urban	60	GER	52.66
12 Maurice Morrell	62	GBR	18:26.64	24 Peter Le Get	61	AUS	43:05.17	4 Jean Pierre Marie	61	FRA	19.55	<b>FINAL</b>			
13 Walter Krueger	60	GER	18:39.68	25 Ronald Stuart	63	AUS	43:10.62	5 Tien-Sung Lin	60	TPE	22.20	1 Francois Cornelis	61	BEL	46.47
14 Michael McAvoy	60	AUS	18:41.74	26 Fideigno Puerto Lopez	61	COL	43:27.54	<b>Heat 3 Wind Reading: -5.0</b>				2 Pauli Vehkjarvi	60	FIN	46.78
15 Manabu Miyasato	60	JPN	18:45.15	27 Carl Pegels	62	USA	43:49.95	1 Colin Shafto	60	GBR	17.45	3 Colin Shafto	60	GBR	47.12
16 Malcolm Gillis	62	USA	18:45.85	28 Alvarado C. Everardo	62	COL	43:50.43	2 Clarence Trinkner	63	USA	18.07	4 Louis Baeyens	60	BEL	47.45
17 Claude Robic	63	FRA	18:48.02	29 Bob Davidson	63	GBR	44:45.52	3 Rolf Merten	60	GER	18.34	5 Leon Trout	61	USA	47.46
18 Gerhard Weidner	62	GER	18:59.51	30 Einart Alus	62	EST	45:01.22	4 Jim Day	61	GBR	20.34	6 Ahti Vilpas	61	FIN	48.73
19 Christian Vetsch	61	SUI	19:07.26	31 John Atkinson	62	GBR	45:28.18	5 Bernie Smith	63	CAN	20.50	7 Rolf Merren	60	GER	49.61
20 Thomas Everitt	60	GBR	19:09.71	32 Manfred Kunze	63	GER	45:48.67	6 Karl-Heinz Thesen	60	GER	20.70	8 Clarence Trinkner	63	USA	50.23
21 Peter Hettrich	60	USA	19:23.88	33 Alan Byers	63	GBR	46:07.91	<b>FINAL</b>				<b>2,000 Meter Steeplechase</b>			
22 Joe Patterson	60	AUS	19:25.24	34 John B. Gregson	64	USA	47:42.03	<b>Wind Reading: -6.2</b>				<b>FINAL</b>			
23 Nils Jonsson	60	SWE	19:37.72	35 James Keat	63	USA	48:20.79	1 Phil Mulkey	62	USA	16.71	1 Maurice Morrell	62	GBR	7:35.75
24 Viljo Vesanen	60	FIN	19:42.80	36 Rex Foster	62	USA	52:13.05	2 Clarence Trinkner	63	USA	16.75	2 Alberto A. Rios	60	ARG	7:51.80
25 Gary L. Defrance	61	USA	19:49.77	37 Klaus Pabst	64	GER	52:19.84	3 Colin Shafto	60	GBR	17.11	3 Pierre Blanchou	64	FRA	7:56.57
26 Peter Le Get	61	AUS	19:53.68	38 Warren Allan	63	USA	53:09.67	4 Leon Trout	61	USA	17.14	4 Adolf Blonner	60	AUS	7:59.98
27 Harry Bunte	63	GER	19:58.10	39 Norbert Soltysiak	64	USA	1:08:06.30	5 Rolf Merten	60	GER	18.03	5 Guenther Ender	62	GER	8:24.14
28 Ronald Stuart	63	AUS	20:05.34	- Jim Tobin	62	NZL	DNF	6 Kees Giezen Van	61	NED	18.99	6 Ronald Stuart	63	AUS	8:31.92
29 Giancarlo Parodi	61	ITA	20:05.93	- Bill Iffrig	61	USA	DNF	7 Salvador Munoz	64	CHI	19.36	7 Ronald Johnson	63	NZL	8:51.00
30 Georg Willnecker	63	GER	20:09.34	- Francisco Vicente	62	POR	DNF	8 Ronald Cross	61	RSA	19.54	8 Peter Hettrich	60	USA	9:15.40
31 Henning Falkenstein	60	USA	20:09.69	- Henry Morrison	60	GBR	DNF	<b>300 Meter Int Hurdles 30"</b>				9 George Freeman	63	USA	9:29.43
32 Peter Kearsey	62	GBR	20:16.35	- Duane Lowry	62	AUS	DNF	<b>HEATS</b>				10 Jim Hite	61	USA	9:43.59
33 Ian Stewart	60	CAN	20:28.72	- Bernard Kane	62	NZL	DNF	<b>Heat 1</b>				11 Gentil Favero	62	BRA	9:44.04
34 Fideigno Puerto Lopez	61	COL	20:31.68	<b>5,000 Meter Race Walk</b>				<b>Heat 1</b>				- Francois Cornelis	61	BEL	DNF
35 Carl Pegels	62	USA	20:45.88	<b>FINAL</b>				<b>Heat 2</b>				<b>4x100 Meter Relay</b>			
36 Gerhard Krolow	60	CAN	20:46.80	1 Gerhard Weidner	62	GER	24:07.71	1 Eberhard Arnold	62	GER	49.99	<b>Germany</b>			
37 Toshihiko Saeki	61	JPN	20:49.67	2 Jack Bray	62	USA	25:10.05	2 Will Robinson	64	USA	51.46	1 Heinz Juerg Wild	60	GER	50.31
38 Alvarado C. Everardo	62	COL	21:04.76	3 Max Green	63	USA	25:23.11	3 Guenther W. Urban	60	GER	51.53	2 Karl-Heinz Neumann	60	GER	51.63
39 Edwin Alexander	61	USA	21:06.77	4 Mario Sciarretta	61	ITA	25:59.25	4 Salvador Munoz	64	CHI	51.63	3 Heinz Schmid	62	AUS	51.63
40 John Garrity	64	USA	21:13.18	5 Colin Young	60	GBR	27:04.67	5 Sid Joseph	60	USA	55.45	4 Rudolf Boeckl	61	GER	51.63
41 James Martin	64	CAN	21:18.48	6 Mieczyslaw Ruryna	64	POL	27:12.58	6 Dave Douglass	63	USA	55.85				
42 Bernard Kane	62	NZL	21:30.79	7 Robert Chapman	61	AUS	27:20.83								
43 Hal Higdon	64	USA	21:39.78												
44 Duane Lowry	62	AUS	21:39.79												



Name	Age	Country	Results	Name	Age	Country	Results	Name	Age	Country	Results	Name	Age	Country	Results				
<b>2</b>	<b>Great Britain</b>			<b>High Jump</b>				<b>20</b>	<b>Paul Williams</b>			<b>Triple Jump</b>							
David Burton	60		52.23	<b>FINAL</b>				60	USA	3.65m	14	Walter Baderek	62	USA	42.56m				
Geoffrey Feast	63			1	Phil Fehlen	60	USA	1.66m		NWI	15	Heinz Schulz	62	GER	42.40m				
Colin Shafto	60			2	Milton Newton	61	USA	1.66m	<b>FINAL</b>				16	Larry Horine	64	USA	42.16m		
Allan A. Meddings	67			3	Phil Mulkey	62	USA	1.54m	1	Olavi Niemi	63	FIN	11.23m	0.7	17	Reino Laine	60	FIN	41.68m
<b>3</b>	<b>Finland</b>			4	Gustav Straehle	60	GER	1.54m	2	David Jackson			10.94m	18	Gothard Zug, Dr.	63	GER	40.84m	
Antti Kanerva	61		52.79	5	Jerry Sullivan	60	USA	1.54m	3	Brynjule Skinlo	60	NOR	10.92m	0.0	19	Manfred Heistermann	64	GER	39.50m
Ahti Vilpas	61			6	Olavi Niemi	63	FIN	1.54m	4	Viljo Knaappila	61	FIN	10.72m	-2.5	20	Tivadar Krassnai	61	HUN	39.12m
Antero Tammento	62			7	Lambert Vandebosch	60	BEL	1.54m	5	Angel Joaniquet	62	ESP	10.41m	1.2	21	Meemo Maasik	61	EST	38.12m
Pauli Vehkjarvi	60			8	Floyd Smith	60	USA	1.50m	6	Phil Mulkey	62	USA	10.33m	-1.6	22	Leonard Rosen	61	USA	37.56m
<b>4</b>	<b>Japan</b>			9	Leo Benning	62	RSA	1.46m	7	Innokenty Jakovlev	62	RUS	9.95m	-1.7	23	Luis Caetano Flores	61	BRA	37.50m
Masanori Abe	61		54.13	10	Reino Kataja	60	FIN	1.46m	8	Gawie Pistorius	60	RSA	9.85m	0.9	24	Lambert Vandebosch	60	BEL	37.30m
Motomu Sawamoto	63			11	Colin Shafto	60	GBR	1.42m	9	Harri Reidman	64	EST	9.64m	-1.5	25	Michael McGarry	62	IRL	37.24m
Tamotsu Uchida	63			11	Edwin Alexander	61	USA	1.42m	9	Hsin-Yi Chang	61	TPE	9.64m	-1.0	26	Milton P. Santos	64	BRA	35.86m
Kiyoshi Mori	62			13	Hikmet Dr. Kandeydi	62	TUR	1.42m	11	Reino Kataja	60	FIN	9.59m	-1.7	27	Tirso Figueroa	60	CHI	34.86m
<b>5</b>	<b>Canada</b>			14	Karel Mokris	60	TCH	1.42m	12	Toshiaki Ichigaki	61	JPN	9.44m	-1.8	28	Matti Rehula	61	FIN	34.40m
Thomas Callender	63		54.16	14	Clarence Trinkner	63	USA	1.42m	13	Joseph Phillips	61	GBR	9.43m	0.6	29	John Boyd	60	CAN	33.96m
Norman Baum	70			16	Helmut Huber	63	GER	1.38m	14	Karl-Heinz Thesen	60	GER	9.32m	-0.8	30	Wilhelm K. Trym	61	NOR	32.78m
Earl Fee	66			17	Roger Burke	61	USA	1.34m	15	Bernie Smith	63	CAN	9.23m	0.6	31	Manuel Sepulveda Vera	63	CHI	31.84m
Charles Agnoo	60			18	Dave Douglass	63	USA	1.34m	16	Manuel Sepulveda Vera	63	CHI	9.05m	-2.8	32	Donald Levesque	63	USA	31.40m
<b>6</b>	<b>Australia</b>			19	Yukichi Yasukawa	61	JPN	1.30m	17	Francesco Pastorelli	64	ITA	9.04m	-1.0	33	Heimie Naude	61	RSA	31.38m
Robert Solomon	63		57.83	20	Anthony Besase	61	USA	1.26m	18	Ronald Peoples	61	USA	8.81m	-2.3	34	Andries M. Liebenberg	60	RSA	31.26m
Kevin McGrath	64			22	Theodore Swanson	64	USA	1.26m	19	Theodore Swanson	64	USA	8.46m	-1.3	35	Carlos Sabando	61	CHI	29.26m
Thomas Roberts	61			-	Sirri Hoti	60	ALB	NH	<b>Shot Put 5 kg</b>				36	Shih-Shan Hsu	64	TPE	28.70m		
Noel Garvey	60			<b>Pole Vault</b>				<b>FINAL</b>				37	Adonis Papadopoulos	63	GRE	28.48m			
<b>7</b>	<b>Sweden</b>			<b>FINAL</b>				1	Peter Speckens	60	GER	15.42m	38	Jorge Alzamora	63	CHI	28.12m		
Borje Persson	63		1:03.12	1	Robert Brown	63	GBR	3.30m	2	Reino Laine	60	FIN	15.05m	39	Ching-Tang Yang	62	TPE	27.44m	
Alpo Yli-Luopa	72			2	Tirso Figueroa	60	CHI	3.20m	3	Phil Mulkey	62	USA	13.84m	40	Tien-Sung Lin	60	TPE	26.52m	
Roland Johansson	67			3	Rigas Efstratiadis	64	GRE	3.10m	4	Wendell Palmer	63	USA	13.55m	41	Guisepppe Rossini	61	ITA	24.84m	
Rolf Norman	65			3	Richard Seidler	62	GER	3.10m	5	John Haugo	60	USA	13.18m	42	Otto Tafel	61	GER	21.78m	
<b>8</b>	<b>Brazil</b>			5	Heinrich Sell	61	DEN	3.00m	6	Leonard Olson	63	USA	13.17m	-	Arnost Boldan	60	TCH	FOUL	
Ruimar Correa	62		1:06.23	5	Phil Mulkey	62	USA	3.00m	7	Raimo Leino	60	FIN	12.98m	<b>Hammer Throw 5 kg</b>					
Gentil Favero	62			7	Jorma Vendelin	60	FIN	2.90m	8	Larry Horine	64	USA	12.96m	<b>FINAL</b>					
Wilson Alves De Mello	65			8	William Jankovich	61	USA	2.70m	9	Heinz Schulz	62	GER	12.64m	1	Guy Husson	64	FRA	54.88m	
Ery de Oliveira Nunes	59			9	Jim Day	61	GBR	2.60m	10	Enrique H. Helf	62	GER	12.44m	2	Emil Muller	60	CAN	52.04m	
<b>United States</b>	<b>DQ</b>			10	Helmut Huber	63	GER	2.60m	11	Gothard Zug, Dr.	63	GER	11.74m	3	Arnost Boldan	60	TCH	51.26m	
Dick Richards	61			11	Hikmet Dr. Kandeydi	62	TUR	2.50m	12	Milton P. Santos	64	BRA	11.73m	4	Ilmari Tuomela	60	FIN	50.88m	
Andrew Branch	61			12	Dave Douglass	63	USA	2.40m	13	Luis Caetano Flores	61	BRA	11.39m	5	Raimo Leino	60	FIN	50.72m	
Bobby Thomas	60			13	James McGrath	64	AUS	2.40m	14	Chuck Yost	60	USA	11.29m	6	Hans Poetsch	62	AUT	47.08m	
Milton Newton	61			14	Vaclav Panocha	62	TCH	2.40m	15	Meemo Maasik	61	EST	11.27m	7	Joseph Chadbourne	64	USA	46.44m	
<b>4x400 Meter Relay</b>				15	Guenther Pangert	62	GER	2.30m	16	Michael McGarry	62	IRL	10.99m	8	Romuald Klim	62	BLR	45.62m	
<b>1</b>	<b>United States</b>			16	Herman Andrees	64	AUT	2.30m	17	Andries M. Liebenberg	60	RSA	10.98m	9	Matti Rehula	61	FIN	44.84m	
Clifford Pauling	60		3:59.04	17	Walter Mozewsky	63	CAN	2.20m	18	Pascal Mackonguy	61	CGO	10.79m	10	David Bayes	61	GBR	43.58m	
Sid Wing	64			18	Anthony Besase	61	USA	2.10m	19	Wilhelm K. Trym	61	NOR	10.47m	11	Ivan Markiz	63	SLO	43.48m	
Jim Mathis	60			19	Theodore Swanson	64	USA	2.10m	20	Fred Shanaman	62	USA	10.44m	12	Heinz Schulz	62	GER	43.12m	
Paul Johnson	60			20	Haladhar Duarah	64	IND	2.00m	21	Tien-Sung Lin	60	TPE	9.19m	13	Leonard Olson	63	USA	42.78m	
<b>2</b>	<b>Germany</b>			<b>Long Jump</b>				<b>FINAL</b>				14	Guenther Karaczko	60	GER	41.72m			
Dieter W. Schmidt	60		4:01.11	<b>FINAL</b>				22	Anthony Besase	61	USA	9.06m	15	Lembit Merusk	60	EST	41.04m		
Heinz Schmid	62			1	Dick Richards	61	USA	5.43m	23	Kazukui Yokoyama	60	JPN	9.04m	16	Wendell Palmer	63	USA	40.86m	
Karl-Heinz Neumann	60			2	Phil Mulkey	62	USA	5.31m	24	Guenther Pangert	62	GER	8.21m	17	Gerald England	62	USA	40.74m	
Berthold Neumann	64			3	Brynjule Skinlo	60	NOR	5.27m	25	John J. Dunsford	61	GBR	8.06m	18	Jef Claessen	61	BEL	40.06m	
<b>3</b>	<b>Finland</b>			4	Angel Joaniquet	62	ESP	5.26m	26	Otto Tafel	61	GER	7.75m	19	Carlos Sabando	61	CHI	35.64m	
Pauli Vehkjarvi	60		4:10.70	5	Viljo Knaappila	61	FIN	5.08m	27	Ching-Tang Yang	62	TPE	7.72m	20	Jorge Alzamora	63	CHI	33.94m	
Antero Tammento	62			6	Lambert Vandebosch	60	BEL	4.89m	28	Reijo Mikkonen	63	FIN	7.52m	21	Lembit Merusk	60	EST	41.04m	
Taneli Kontinen	60			7	Heinrich Amort	61	ITA	4.88m	29	Guisepppe Rossini	61	ITA	7.41m	22	Wendell Palmer	63	USA	40.86m	
Esa Paldanius	60			8	Ronald Cross	61	RSA	4.87m	30	James Shaw	63	NZL	7.23m	17	Gerald England	62	USA	40.74m	
<b>4</b>	<b>Belgium</b>			9	Antero Tammento	62	FIN	4.83m	-	Heinrich Amort	61	ITA	ND	18	Jef Claessen	61	BEL	40.06m	
Francois Cornelis	61		4:14.12	10	Gawie Pistorius	60	RSA	4.78m	26	Otto Tafel	61	GER	7.75m	19	Carlos Sabando	61	CHI	35.64m	
Jef Claessen	61			11	Hsin-Yi Chang			4.58m	27	Ching-Tang Yang	62	TPE	7.72m	20	Jorge Alzamora	63	CHI	33.94m	
Lambert Vandebosch	60								28	Reijo Mikkonen	63	FIN	7.52m	21	Heimie Naude	61	RSA	33.76m	
Louis Baeyens	60								29	Guisepppe Rossini	61	ITA	7.41m	22	Michael McGarry	62	IRL	33.48m	
<b>5</b>	<b>Great Britain</b>								30	James Shaw	63	NZL	7.23m	23	Bob Staveley	61	CAN	32.56m	
Geoffrey Feast	63		4:18.78						<b>Discus Throw 1 kg</b>				24	Andries M. Liebenberg	60	RSA	30.32m		
Colin Shafto	60								<b>FINAL</b>				25	Fred Shanaman	62	USA	30.24m		
John Seymour	61								1	Peter Speckens	60	GER	57.00m	26	Dave Douglass	63	USA	28.96m	
Allan A. Meddings	67								2	Wendell Palmer	63	USA	54.72m	-	Leif Hellgren	60	SWE	FOUL	
<b>6</b>	<b>Australia</b>								3	Ladislav Petrovic	60	SVK	49.88m	<b>Javelin Throw 600g</b>					
Thomas Roberts	61		4:31.45						4	Rudolph Houg	60	USA	49.38m	<b>FINAL</b>					
Noel Garvey	60								5	Enrique H. Helf	62	GER	48.38m	1	Vladimir Poskocil	63	TCH	56.24m	
Robert Solomon	63								6	Raimo Leino	60	FIN	47.80m	2	Aki Itkonen	62	FIN	51.48m	
Anthony McEneaney	60								7	Simo Helminen	63	FIN	47.70m	3	William H.				
									8	Leonhard W. Jansen	62	GER	47.04m	4	Duckworth Jr.	60	USA	49.46m	
									9	Guy Husson	64	FRA	46.06m	5	Phil Conley	60	USA	47.68m	
									10	Guenther Karaczko	60	GER	45.46m	6	Josef Schwankner	63	GER	46.70m	
									11	Omar Fierro Gonzalez	61	MEX	45.00m	7	Robert Youngs	61	USA	45.98m	
									12	Phil Mulkey	62	USA	44.72m	8	Manfred Kern	60	GER	43.60m	
									13	Leonard Olson	63	USA	44.18m	9	Leonhard W. Jansen	62	GER		



Name	Age	Country	Results	Name	Age	Country	Results	Name	Age	Country	Results	Name	Age	Country	Results
13 Egon Baumhage	61	GER	38.94m	6 Lambert Vandebosch		BEL	6325	12 Heinz Schmid		GER	5725	18 Manfred Konopka		GER	5132
14 Larry Horine	64	USA	36.82m	100	14.29	663	w:-2.0	100	13.53	793	w:-4.3	100	13.47	804	w:-1.4
15 Chuck Yost	60	USA	36.60m	LJ	4.90m	866	w: 0.9	LJ	4.47m	718	w: 1.7	LJ	4.31m	664	w: 3.4
16 Walter Gawrych	60	GER	36.56m	SP	9.69m	675		SP	8.24m	556		SP	8.38m	568	
17 Anthony Besase	61	USA	34.38m	HJ	1.58m	992		HJ	1.22m	544		HJ	1.28m	610	
18 Herman Andrees	64	AUT	32.12m	400	1:12.21	473		400	1:04.13	734		400	1:10.41	527	
19 Jim Blair	64	NZL	31.92m	100HH	21.14	443	w: 2.2	100HH	23.36	284	w: 1.9	100HH	22.76	324	w: 1.6
20 Miloslav Kolacek	61	TCH	31.26m	DT	32.76m	596		DT	24.44m	412		DT	27.20m	472	
21 Nelson Sacramento	61	BRA	29.32m	PV	2.40m	519		PV	2.00m	367		PV	2.30m	480	
22 Reijo Mikkonen	63	FIN	27.54m	JT	28.26m	514		JT	33.76m	643		JT	23.18m	396	
23 Walter Mozewsky	63	CAN	26.70m	1500	6:07.29	584		1500	5:48.98	674		1500	7:20.38	287	
24 Otto Tafel	61	GER	20.16m												
Raffaele Adornato	60	ITA	FOUL												
<b>Decathlon</b>				7 Pacifico Gatti		AUS	6081	13 Kees Giezen Van		NED	5687	19 Antti Kanerva		FIN	4871
1 Phil Mulkey		USA	8025	100	13.97	717	w:-1.3	100	14.99	552	w:-4.3	100	14.63	608	w:-2.0
100	13.68	767	w:-1.3	LJ	3.99m	561	w: 2.8	LJ	4.34m	673	w: 1.3	LJ	4.74m	809	w: 2.0
LJ	5.43m	1061	w: 3.0	SP	9.93m	695		SP	7.89m	527		SP	10.12m	711	
SP	13.49m	992		HJ	1.34m	679		HJ	1.34m	679		HJ	1.34m	679	
HJ	1.55m	953		400	1:03.94	741		400	1:13.61	433		400	1:08.16	598	
400	1:09.04	569		100HH	19.76	558	w: 1.6	100HH	18.29	695	w: 1.6	100HH	20.68	480	w: 2.2
100HH	15.87	951	w: 1.6	DT	34.22m	628		DT	27.54m	479		DT	30.50m	545	
DT	42.42m	816		PV	1.60m	227		PV	2.80m	688		PV	2.20m	441	
PV	3.40m	960		JT	33.26m	631		JT	28.44m	518		JT	FOUL	0	
JT	34.52m	661		1500	5:54.96	644		1500	6:39.06	443		1500	NT	0	
1500	7:17.78	295													
2 Tiroso Figueroa		CHI	6767	8 Rolf Merten		GER	6014	14 Karl-Heinz Thesen		GER	5565	20 John Gilmore		USA	4420
100	13.56	789	w:-2.0	100	14.78	584	w:-4.3	100	14.42	641	w:-4.3	100	17.45	235	w:-1.3
LJ	4.50m	727	w: 3.0	LJ	4.20m	628	w: 2.9	LJ	4.53m	736	w: 1.7	LJ	3.56m	429	w: 2.0
SP	8.36m	566		SP	9.61m	668		SP	10.23m	720		SP	9.73m	679	
HJ	1.40m	758		HJ	1.34m	679		HJ	1.31m	644		HJ	1.37m	723	
400	1:03.84	745		400	1:06.15	664		400	1:11.20	503		400	1:22.43	218	
100HH	20.27	515	w: 2.4	100HH	18.78	648	w: 2.4	100HH	20.50	495	w: 2.4	100HH	21.73	397	w: 2.2
DT	31.90m	577		DT	32.00m	579		DT	36.16m	673		DT	36.72m	685	
PV	3.30m	913		PV	2.30m	480		PV	NH	0		PV	2.20m	441	
JT	32.56m	614		JT	32.32m	609		JT	39.36m	776		JT	32.50m	613	
1500	6:11.82	563		1500	6:31.54	475		1500	6:55.62	377		1500	NT	0	
3 Jaromir Kalis		TCH	6650	9 Joseph Phillips		GBR	5924	15 Guenther W. Urban		GER	5542	21 Karl-Evert Svensson		SWE	4307
100	14.34	655	w:-2.0	100	14.84	574	w:-1.3	100	14.27	667	w:-1.4	100	14.26	669	w:-1.4
LJ	4.72m	804	w: 2.4	LJ	4.41m	697	w: 3.0	LJ	4.59m	757	w: 3.7	LJ	4.75m	814	w: 3.1
SP	11.44m	821		SP	9.24m	638		SP	8.79m	601		SP	11.50m	826	
HJ	1.34m	679		HJ	1.28m	610		HJ	1.34m	679		HJ	1.34m	679	
400	1:08.66	582		400	1:08.90	574		400	1:10.11	536		400	1:22.85	209	
100HH	19.51	580	w: 1.9	100HH	20.89	463	w: 1.6	100HH	20.55	491	w: 2.2	100HH	NT	0	
DT	40.08m	762		DT	32.34m	586		DT	28.30m	496		DT	30.44m	544	
PV	2.40m	519		PV	2.20m	441		PV	1.90m	328		PV	2.20m	441	
JT	34.90m	670		JT	43.72m	881		JT	27.04m	485		JT	FOUL	0	
1500	6:08.57	578		1500	6:35.05	460		1500	6:25.26	502		1500	8:16.51	125	
4 Karel Mokris		TCH	6349	10 Raul Lopez Barrera		URU	5867	16 Ronald Johnson		NZL	5534	22 Edward Kress		USA	4279
100	14.56	618	w:-2.0	100	14.85	573	w:-1.3	100	15.41	488	w:-1.3	100	15.78	438	w:-4.3
LJ	4.53m	736	w: 2.6	LJ	4.25m	644	w: 2.5	LJ	4.17m	617	w: 2.6	LJ	3.62m	447	w: 3.5
SP	10.09m	709		SP	9.87m	690		SP	7.96m	533		SP	11.42m	819	
HJ	1.46m	831		HJ	1.34m	679		HJ	1.34m	679		HJ	1.25m	577	
400	1:10.77	516		400	1:09.17	565		400	1:10.97	510		400	1:25.02	167	
100HH	19.16	613	w: 1.9	100HH	19.57	575	w: 1.9	100HH	21.46	418	w: 2.2	100HH	31.50	0	w: 1.6
DT	39.22m	743		DT	35.98m	669		DT	31.36m	564		DT	31.70m	572	
PV	2.30m	480		PV	2.50m	562		PV	2.20m	441		PV	2.10m	403	
JT	28.36m	516		JT	30.32m	562		JT	29.84m	551		JT	30.28m	561	
1500	6:06.82	587		1500	7:03.18	348		1500	5:37.55	733		1500	7:18.00	295	
5 William Jankovich		USA	6338	11 Jim Peterson		USA	5757	17 Renato Pordon		ITA	5390	23 Hikmet Dr. Kandyeydi		TUR	4067
100	13.87	734	w:-1.4	100	14.64	606	w:-4.3	100	14.24	671	w:-1.4	100	15.63	458	w:-4.3
LJ	4.51m	732	w: 2.7	LJ	4.41m	697	w: 3.3	LJ	4.41m	697	w: 2.9	LJ	4.02m	569	w: 2.2
SP	9.31m	644		SP	9.97m	698		SP	8.21m	554		SP	8.65m	589	
HJ	1.25m	577		HJ	1.37m	723		HJ	1.37m	723		HJ	1.40m	758	
400	1:06.32	658		400	1:12.96	451		400	1:10.31	530		400	1:27.89	118	
100HH	19.49	582	w: 1.9	100HH	18.71	655	w: 1.9	100HH	19.74	560	w: 2.4	100HH	21.57	410	w: 2.2
DT	32.18m	583		DT	37.30m	698		DT	19.80m	312		DT	31.28m	562	
PV	2.70m	645		PV	2.30m	480		PV	1.90m	328		PV	2.60m	603	
JT	32.64m	616		JT	28.46m	518		JT	27.60m	498		JT	ND	0	
1500	6:10.99	567		1500	7:37.32	231		1500	6:22.02	517		1500	NT	0	

Name	Age	Country	Results	Name	Age	Country	Results	Name	Age	Country	Results	Name	Age	Country	Results
24 Jiri Oliva		CAN	2916	11 Simo Helminen		FIN	3902	23 Andries M. Liebenberg		RSA	2928	31 Henning Falkenstein	60	USA	48:08
100	30.27	0	w-1.4	HT	39.86m	770		HT	25.84m	448		32 John Lilja	64	SWE	48:12
LJ	2.94m	261	w: 3.1	SP	11.45m	822		SP	10.93m	778		33 Robert Brock	62	USA	48:26
SP	9.67m	674		DT	47.70m	939		DT	35.12m	649		34 Bernard Kane	62	NZL	48:38
HJ	1.10m	411		JT	30.36m	563		JT	24.42m	425		35 Ian Stewart	60	CAN	49:21
400	2:21.41	0		WT	14.20m	808		WT	11.48m	628		36 Ron Smith	63	GBR	49:41
100HH	NT	0		12 Ray Feick		USA	3829	24 Teddy Kaplan		ISR	2908	37 Peter Le Ger	61	AUS	50:39
DT	32.34m	586		HT	35.96m	680		HT	24.04m	408		38 Alan Byers	63	GBR	50:53
PV	1.60m	227		SP	11.94m	862		SP	10.22m	719		39 Carlos Claro	62	POR	51:02
JT	34.56m	662		DT	37.04m	693		DT	38.50m	726		40 Jim Hite	61	USA	51:25
1500	8:30.03	95		JT	40.76m	810		JT	25.58m	451		41 Morgyn Paterson	63	CAN	51:39
				WT	13.84m	784		WT	11.11m	604		42 Colin Joseph Silcock	62	AUS	52:16
				13 Egon Baumhage		GER	3590	25 Heimie Naude		RSA	2718	43 Ted Sullivan	63	USA	52:35
				HT	32.22m	594		HT	33.70m	628		44 Helmut Winter	61	GER	53:13
				SP	10.77m	765		SP	9.18m	633		45 Gentil Favero	62	BRA	53:31
				DT	39.64m	752		DT	31.66m	571		46 Jose Antonio Bom	62	POR	53:38
				JT	38.08m	746		JT	17.32m	264		47 Bob Davidson	63	GBR	53:50
				WT	13.08m	733		WT	11.38m	622		48 Heinz Spies	60	GER	54:08
				14 Marti Rehula		FIN	3541	26 Tivadar Krasznai		HUN	2661	49 John B. Gregson	64	USA	54:15
				HT	45.68m	906		HT	32.80m	607		50 Richard Hueber	62	USA	54:25
				SP	10.29m	725		SP	10.75m	763		51 David Zinman	64	USA	56:06
				DT	35.70m	662		DT	FOUL	0		52 Klaus Pabst	64	GER	56:24
				JT	24.30m	422		JT	31.62m	592		53 Jim Miles	63	NZL	56:33
				WT	14.48m	826		WT	12.56m	699		54 James Martin	64	CAN	56:46
				15 Pay Carstensen		USA	3452	27 Warren Whitehead		NZL	2466	55 Ruimar Correa	62	BRA	56:53
				HT	37.28m	711		HT	24.30m	414		56 Jim Tobin	62	NZL	57:32
				SP	10.48m	741		SP	9.10m	626		57 Thomas Dalgleish	61	AUS	1:00:35
				DT	33.22m	606		DT	27.10m	470		58 Warren Allan	63	AUS	1:01:35
				JT	29.56m	544		JT	24.68m	431		59 James Shaw	63	NZL	1:02:09
				WT	14.84m	850		WT	9.90m	525		60 Camille Hechaime	62	LIB	1:02:43
				16 Max Woerle		CAN	3339	28 Jose Antonio Bom		POR	2265	61 Brian Read	62	NZL	1:02:52
				HT	34.22m	640		HT	21.74m	356		62 Rex Foster	62	USA	1:03:22
				SP	9.57m	665		SP	8.60m	585		63 Isamu Tachibanaki	60	JPN	1:05:22
				DT	33.76m	618		DT	29.84m	531		64 Jack Castle	64	CAN	1:17:28
				JT	32.36m	610		JT	22.20m	374					
				WT	14.18m	806		WT	8.26m	419					
				17 Vaclav Panocha		TCH	3270	29 Lew Overbeck		USA	716				
				HT	33.46m	622		HT	ND	0					
				SP	9.88m	691		SP	10.18m	716					
				DT	35.94m	667		DT	FOUL	0					
				JT	33.04m	626		JT	22.20m	374					
				WT	12.02m	664		WT	8.26m	419					
				18 Joseph Phillips		GBR	3251								
				HT	30.92m	564									
				SP	8.97m	616									
				DT	34.48m	635									
				JT	41.06m	817									
				WT	11.34m	619									
				19 Manfred Kern		GER	3090								
				HT	27.16m	478									
				SP	8.97m	616									
				DT	28.68m	505									
				JT	42.50m	852									
				WT	11.64m	639									
				20 Karel Mokris		TCH	3086								
				HT	30.50m	554									
				SP	10.03m	703									
				DT	41.00m	783									
				JT	26.98m	484									
				WT	10.46m	562									
				21 Josef Schwankner		GER	2983								
				HT	23.00m	385									
				SP	10.85m	772									
				DT	31.62m	570									
				JT	41.60m	830									
				WT	8.36m	426									
				22 Heinrich Sell		DEN	2969								
				HT	37.80m	723									
				SP	9.20m	635									
				DT	32.58m	592									
				JT	19.24m	307									
				WT	12.76m	712									

**Weight Pentathlon**

1 Peter Speckens	GER	4548	HT	40.94m	796
SP	13.88m	1025			
DT	52.12m	1043			
JT	40.22m	797			
WT	15.40m	887			
2 Enrique H. Helf	GER	4500	HT	45.02m	891
SP	13.63m	1004			
DT	51.76m	1035			
JT	30.74m	571			
WT	17.08m	999			
3 Wendell Palmer	USA	4393	HT	41.82m	816
SP	13.16m	965			
DT	52.88m	1061			
JT	34.70m	665			
WT	15.38m	886			
4 Leonard Olson	USA	4365	HT	41.40m	806
SP	13.05m	956			
DT	47.72m	940			
JT	37.74m	738			
WT	15.96m	925			
5 Raimo Leino	FIN	4294	HT	47.68m	953
SP	12.88m	942			
DT	45.26m	882			
JT	30.38m	563			
WT	16.40m	954			
6 Phil Mulkey	USA	4152	HT	36.16m	685
SP	13.75m	1015			
DT	47.78m	941			
JT	37.54m	733			
WT	13.76m	778			
7 Heinz Schulz	GER	4141	HT	40.96m	796
SP	12.42m	903			
DT	47.66m	938			
JT	31.54m	590			
WT	15.80m	914			
8 Aki Ikkonen	FIN	4058	HT	38.60m	741
SP	11.61m	835			
DT	44.68m	869			
JT	48.90m	1007			
WT	11.14m	606			
9 Leonhard W. Jansen	GER	4001	HT	33.22m	617
SP	11.63m	836			
DT	48.06m	948			
JT	39.56m	781			
WT	14.38m	819			
10 Reino Laine	FIN	3961	HT	28.92m	518
SP	14.80m	1103			
DT	44.66m	868			
JT	37.22m	725			
WT	13.28m	747			

**Cross Country**

1 Bent Lauridsen	60	DEN	38:58
2 Gerard Van Nuffelen	61	BEL	39:30
3 Kunio Ichikawa	61	JPN	40:05
4 Alberto A. Rios	60	ARG	40:27
5 Francisco Vicente	62	POR	40:38
6 Hans Thieme	61	GER	41:05
7 Bruno Baggia	60	ITA	41:31
8 Walter Krueger	60	GER	41:35
9 Christian Vetsch	61	SUI	41:37
10 Adolf Blonner	60	AUS	41:39
11 Claude Robic	63	FRA	41:42
12 Joe Patterson	60	AUS	42:33
13 Giancarlo Parodi	61	ITA	43:23
14 Dick Wilson	63	USA	43:27
15 Manabu Miyasato	60	JPN	43:29
16 Georg Willnecker	63	GER	44:28
17 Nils Jonsson	60	SWE	44:38
18 Maurice Morrell	62	GBR	44:53
19 Michael McAvoy	60	AUS	45:02
20 Jef Senden	63	NED	45:37
21 Ronald Stuart	63	AUS	45:40
22 Robert Chapman	61	AUS	46:11
23 Jose deCamargo Filho	63	BRA	46:21
24 Willi Garbs	60	GER	46:28
25 William Dunne	61	IRL	46:50
26 Carl Pegels	62	USA	46:58
27 Gerhard Krolow	60	CAN	47:01
28 Richard S. Graves	62	CAN	47:15
29 John Atkinson	62	GBR	47:39
30 Viljo Vesanen	60	FIN	48:01

**Cross Country Team**

1
---

Name	Age	Country	Results	Name	Age	Country	Results	Name	Age	Country	Results	Name	Age	Country	Results				
<b>10</b>	<b>Brazil</b>		<b>2:36:45</b>	22	Richard Kieffer	62	USA	3:32:45	7	Barney Phillips	67	USA	15.02	<b>200 Meter Dash</b>					
	Jose deCamargo Filho		46:21	23	Einart Alus	62	EST	3:33:14	8	Cesario Mascinhos	67	MAS	19.21	<b>HEATS</b>					
	Genil Favero		53:31	24	Jef Senden	63	NED	3:35:38	<b>Heat 2 Wind Reading: 3.0</b>				<b>Heat 1 Wind Reading: 1.9</b>						
	Ruimar Correa		56:53	25	Josef Haberl	64	GER	3:38:20	1	Morio Kowaguchi	65	JPN	12.91	1	Charles Sochor	67	USA	28.02	
<b>20 km Road Walk</b>				26	Gordon Walker	60	USA	3:38:46	2	James Stookey	65	USA	13.10	2	Manfred Jericke	65	GER	28.79	
1	Gerhard Weidner	62	GER	27	Stenios Prassas	63	GRE	3:47:04	3	Tatsuo Mizushiri	67	JPN	13.70	3	Rolf Norman	65	SWE	29.58	
2	Max Green	63	USA	28	Fideligno Puerto Lopez	61	COL	3:48:47	4	Lars Ingves	65	FIN	14.04	4	Richard Wittmann	65	GER	29.69	
3	Mario Sciarretta	61	ITA	29	Bosko Djordjevic	63	YUG	3:49:48	5	Heldur Tuuemea	65	EST	14.84	5	Eduardo Martinho	67	POR	31.91	
4	Colin Young	60	GBR	30	Jesse Kregal	64	USA	3:51:52	6	Mustapha Bin Abdullah	66	MAS	15.40	6	James W. Flowers	67	CAN	32.25	
5	Robert Chapman	61	AUS	31	Jose deCamargo Filho	63	BRA	3:54:41	7	Seizen Katsuren	65	JPN	16.30	7	Kurt Byggmstar	69	FIN	36.71	
6	Mieczyslaw Rutyna	64	POL	32	Carlos Claro	62	POR	3:56:21	8	Heino Teimann	65	EST	17.19	<b>Heat 2 Wind Reading: 4.5</b>					
7	Toshiaki Tanaka	61	JPN	33	Ashis Roy	63	IND	3:57:56	1	Ross Mitchell	66	CAN	13.44	1	Harry Brown	65	USA	28.22	
8	Jack Bray	62	USA	34	Ted Sullivan	63	USA	4:00:38	2	Hugo Schlegel	69	GER	13.53	2	Morio Kowaguchi	65	JPN	28.54	
9	Carl Acosta	61	USA	35	Manoel Ant. Blanco	62	BRA	4:07:26	3	Tessuro Inoue	65	JPN	13.84	3	Minoru Komazaki	67	JPN	29.54	
10	Stuart Summerhayes	61	CAN	36	Osamu Sugaki	64	JPN	4:11:51	4	Robert A. Naylor	69	USA	15.19	4	Lars Ingves	65	FIN	29.92	
11	Walter Baier	62	GER	37	Colin Joseph Silcock	62	AUS	4:12:38	5	Gordon Gourlay	66	AUS	15.79	5	Lawrence Greco	66	USA	31.70	
12	Maurice Hinton	60	NZL	38	Helmut Rihm	61	GER	4:13:05	6	Eric Lewis	66	AUS	17.12	6	Barney Phillips	67	USA	32.80	
13	Luis Chavez Cordero	60	COL	39	Wilfred Bates	63	GBR	4:19:22	<b>Heat 4 Wind Reading: 3.2</b>				7	Joseph Dr. Simon	68	HUN	34.83		
14	Tom White	63	USA	40	Gerd Stein	63	GER	4:23:39	1	Harry Brown	65	USA	12.99	<b>Heat 3 Wind Reading: -4.1</b>					
15	Hans Pollmeier	61	GER	41	Helmut Winter	61	GER	4:24:42	2	Manfred Jericke	65	GER	13.44	1	Peter Mirkes	67	GER	29.93	
16	Yury Sokolov	63	RUS	42	Charles Osborne	61	USA	4:29:28	3	Lindsay Kent	67	AUS	13.47	2	Gordon Seifert	66	USA	30.14	
17	Colin Joseph Silcock	62	AUS	43	Hal Higdon	64	USA	4:34:14	4	Lawrence Greco	66	USA	14.46	3	Fred Gunther	65	USA	31.44	
18	Hiroshi Wada	61	JPN	44	Ken Okada	62	JPN	4:34:49	5	Yoshio Takeuchi	69	JPN	14.96	4	Norman Keith	68	AUS	33.52	
19	Jacques Auffret	60	FRA	45	Jim Tobin	62	NZL	4:36:22	6	Norman Keith	68	AUS	15.03	5	Robert Cartwright	67	AUS	35.81	
20	Lojza Vosta	62	USA	46	James Anthony	60	AUS	4:37:25	7	Jean-Noel Pascal	67	FRA	15.44	6	Michael Conway	65	IRL	36.74	
21	Ronald Jones	60	GBR	47	Tom Browne	62	USA	4:49:15	8	Robert Cartwright	67	AUS	15.48	7	Eric Lewis	66	AUS	39.59	
22	Peter Hatz	61	RSA	48	John B. Gregson	64	USA	4:53:46	<b>Heat 5 Wind Reading: 2.6</b>				<b>Heat 4 Wind Reading: -1.2</b>						
23	Ray Franks	60	USA	49	Tadashi Nakamura	63	JPN	4:58:00	1	Allan A. Meddings	67	GBR	12.78	1	Allan A. Meddings	67	GBR	27.85	
24	Jan Gero	62	USA	50	Camille Hechaima	62	LIB	4:59:38	2	Wilhelm Selzer	68	GER	13.22	2	Nejat Turkylmaz	65	TUR	29.41	
25	Kenneth Livermore	62	GBR	51	Sunao Sakanoue	63	JPN	5:01:08	3	Nejat Turkylmaz	65	TUR	13.56	3	Jack Greenwald	67	USA	29.96	
26	Presley Donaldson	61	USA	52	Norm Frank	64	USA	5:08:06	4	Eduardo Martinho	67	POR	14.74	4	Washington Flores				
27	Brian Read	62	NZL	53	Brian Read	62	NZL	5:16:17	5	Bill Ellison	67	GBR	14.94	5	Marquez	69	URU	30.12	
28	Akira Tanaka	63	JPN	54	Sudyong Toprasert	62	THA	5:19:57	6	Richard Hansen	69	USA	17.58	6	Bill Ellison	67	GBR	31.28	
29	Yury Ljutikov	64	RUS	55	Norbert Soltysiak	64	USA	5:25:41	7	Kurt Byggmstar	69	FIN	22.07	7	Gordon Gourlay	66	AUS	32.98	
30	Ralph Wheeler	61	USA	56	Elliott Denman	61	USA	5:27:57	8	Wolfgang Reuter	65	GER	FS	8	Jean-Noel Pascal	67	FRA	33.01	
<b>20 km Road Walk Team</b>				<b>Marathon Team</b>				<b>Heat 6 Wind Reading: 2.0</b>				<b>Heat 5 Wind Reading: 3.2</b>							
1	United States		5:53:42	1	United States		9:07:12	1	Josef Necek	67	TCH	13.32	1	Lindsay Kent	67	AUS	29.16		
	Max Green		1:53:19		Dale Urbain		2:56:23	2	Minoru Komazaki	67	JPN	13.56	2	Bob Alexander	65	USA	29.17		
	Jack Bray		1:59:44		Malcolm Gillis		3:00:27	3	Bob Alexander	65	USA	13.71	3	Rodney Brown	68	USA	30.17		
	Carl Acosta		2:00:39		Jim O'Toole		3:10:22	4	Alfred Fischer	67	GER	14.83	4	Rudolf Morgenstern	66	GER	31.62		
2	Germany		5:56:10	2	Germany		9:09:31	5	James W. Flowers	67	CAN	15.11	5	Alfred Fischer	67	GER	31.64		
	Gerhard Weidner		1:44:57		Heinrich Hun		2:49:23	6	Hideo Kida	65	JPN	15.31	6	Mario Garcia	66	COL	31.66		
	Walter Baier		2:01:55		Alfred Mielke		3:07:03	7	Jean Le Corre	67	FRA	15.52	7	Yoshio Takeuchi	69	JPN	34.28		
	Hans Pollmeier		2:09:18		Walter Krueger		3:13:05	<b>SEMI FINALS</b>				<b>SEMI FINALS</b>							
3	Great Britain		6:31:40	3	Japan		9:55:41	<b>Heat 1 Wind Reading: 1.5</b>				<b>Heat 1 Wind Reading: -4.5</b>							
	Colin Young		1:55:52		Manabu Miyasato		3:04:28	1	Harry Brown	65	USA	13.08	1	Allan A. Meddings	67	GBR	27.29		
	Ronald Jones		2:14:18		Toshihiko Saecki		3:21:11	2	Morio Kowaguchi	65	JPN	13.23	2	Lindsay Kent	67	AUS	28.77		
	Kenneth Livermore		2:21:30		Kusuo Isono		3:30:02	3	Osamu Wada	68	BRA	13.55	3	Nejat Turkylmaz	65	TUR	28.87		
4	Japan		6:40:48	4	Sweden		11:06:07	4	Hugo Schlegel	69	GER	13.77	4	Richard Wittmann	65	GER	28.89		
	Toshiaki Tanaka		1:59:36		Kjell Linder		3:09:52	5	Nejat Turkylmaz	65	TUR	13.90	5	Rolf Norman	65	SWE	29.69		
	Hiroshi Wada		2:12:04		Nils Jonsson		3:11:42	<b>Heat 2 Wind Reading: 1.9</b>				<b>Heat 2 Wind Reading: -4.0</b>							
	Akira Tanaka		2:29:08		Gosta Andersson		4:44:32	1	Allan A. Meddings	67	GBR	13.02	1	Charles Sochor	67	USA	27.60		
<b>Marathon</b>				<b>MEN 65</b>				<b>Heat 1 Wind Reading: 1.5</b>				<b>Heat 1 Wind Reading: -4.0</b>							
1	Bent Lauridsen	60	DEN	2:46:57	<b>100 Meter Dash</b>				<b>Heat 2 Wind Reading: 1.9</b>				<b>Heat 2 Wind Reading: -4.0</b>						
2	Heinrich Hun	62	GER	2:49:23	<b>HEATS</b>				<b>Heat 1 Wind Reading: 1.5</b>				<b>Heat 1 Wind Reading: -4.5</b>						
3	Gerard VanNuffelen	61	BEL	2:56:12	<b>Heat 1 Wind Reading: 2.3</b>				<b>Heat 2 Wind Reading: 1.9</b>				<b>Heat 2 Wind Reading: -4.0</b>						
4	Dale Urbain	61	USA	2:56:23	1	Charles Sochor	67	USA	13.45	1	Harry Brown	65	USA	12.87	1	Harry Brown	65	USA	27.80
5	Malcolm Gillis	62	USA	3:00:27	2	Osamu Wada	68	BRA	13.47	2	Morio Kowaguchi	65	JPN	12.88	2	Charles Sochor	67	USA	27.98
6	Manabu Miyasato	60	JPN	3:04:28	3	Peter Mirkes	67	GER	13.50	3	Allan A. Meddings	67	GBR	12.91	3	Morio Kowaguchi	65	JPN	28.02
7	Alfred Mielke	63	GER	3:07:03	4	Washington Flores				4	Ross Mitchell	66	CAN	13.37	4	Gordon Seifert	66	USA	28.88
8	Bruno Baggia	60	ITA	3:10:01	5	Marquez	69	URU	13.82	5	Josef Necek	67	TCH	13.43	5	Allan A. Meddings	67	GBR	28.97
9	Jim O'Toole	60	USA	3:10:22	6	Rolf Norman	65	SWE	13.95	6	Hugo Schlegel	69	GER	13.51	6	Lindsay Kent	67	AUS	29.23
10	Nils Jonsson	60	SWE	3:11:42	6	Felix Archeval	65	PUR	14.13	7	Osamu Wada	68	BRA	13.56	7	Nejat Turkylmaz	65	TUR	29.82
11	Walter Krueger	60	GER	3:13:05	<b>FINAL</b>				<b>Wind Reading: 2.1</b>				<b>Wind Reading: -5.5</b>						
12	Christian Vetsch	61	SUI	3:17:29	<b>Heat 1 Wind Reading: 2.3</b>				<b>Heat 1 Wind Reading: 1.5</b>				<b>Heat 1 Wind Reading: -4.5</b>						
13	Georg Willnecker	63	GER	3:18:02	1	Charles Sochor	67	USA	13.45	2	Morio Kowaguchi	65	JPN	12.88	2	Charles Sochor	67	USA	27.98
14	Thomas Hathaway	62	USA	3:20:25	2	Osamu Wada	68	BRA	13.47	3	Allan A. Meddings	67	GBR	12.91	3	Morio Kowaguchi	65	JPN	28.02
15	Toshihiko Saecki	61	JPN	3:21:11	3	Peter Mirkes	67	GER	13.50	4	Ross Mitchell	66	CAN	13.37	4	Gordon Seifert	66	USA	28.88
16	Michael McAvoy	60	AUS	3:21:23	4	Washington Flores				5	Josef Necek	67	TCH	13.43	5	Allan A. Meddings	67	GBR	28.97
17	Bruce Katter	60	USA	3:22:35	5	Marquez	69	URU	13.82	6	Hugo Schlegel	69	GER	13.51	6	Lindsay Kent	67	AUS	29.23
18	Carl Pegels	62	USA	3:22:48	6	Rolf Norman	65	SWE	13.95	7	Osamu Wada	68	BRA	13.56	7	Nejat Turkylmaz	65	TUR	29.82
19	Rodney Silver	63	GBR	3:23:33	6	Felix Archeval	65	PUR	14.13	8	Wilhelm Selzer	68	GER	14.06	8	Richard Wittmann	65	GER	30.01
20	Mauricio Apelbaum	62	BRA	3:25:10	<b>FINAL</b>				<b>Wind Reading: 2.1</b>				<b>Wind Reading: -5.5</b>						
21	Kusuo Isono	60	JPN	3:30:02	<b>Heat 1 Wind Reading: 2.3</b>				<b>Heat 1 Wind Reading: 1.5</b>				<b>Heat 1 Wind Reading: -4.5</b>						

Name	Age	Country	Results	Name	Age	Country	Results	Name	Age	Country	Results	Name	Age	Country	Results				
<b>400 Meter Dash</b>				<b>HEATS</b>				<b>Heat 2</b>				<b>Heat 2</b>							
<b>Heat 1</b>				<b>Heat 2</b>				<b>Heat 3</b>				<b>Heat 4</b>							
1	Unto Mattsson	65	FIN	1:02.92	1	Earl Fee	66	CAN	1:04.58	1	Tadatoshi Sameda	65	JPN	2:35.80	1	Earl Fee	66	CAN	2:29.15
2	Harry Brown	65	USA	1:03.42	2	Jack Greenwald	67	USA	1:05.30	2	Rodney Brown	68	USA	2:44.90	2	Guntis Linde	66	USA	2:38.96
3	Rodney Brown	68	USA	1:06.05	3	Manfred Jericke	65	GER	1:07.29	3	Harold Larkin	67	USA	2:47.92	3	Chwei-Yeong Chiou	66	TPE	2:45.33
4	William Daprano	68	USA	1:08.74	4	Willy Schlotte	67	GER	1:09.20	4	Roland Johansson	67	SWE	2:48.57	4	Panagiotis Kanakaris	65	GRE	2:46.45
5	Harold Johnson	69	USA	1:08.78	5	Norman Keith	68	AUS	1:12.05	5	John Plummer	66	AUS	2:53.06	5	Joachim Vetter	67	GER	2:48.11
6	Philip R. O'Connell	67	USA	1:09.82	6	Panagiotis Kanakaris	65	GRE	1:14.23	6	Peter Wood	65	GBR	2:51.10	6	Peter Wood	65	GBR	2:51.10
7	Rudolf Morgenstern	66	GER	1:15.32	7	Cid Costacurta	68	BRA	DNF	7	Robert Boutard	69	FRA	2:58.45	7	Robert Boutard	69	FRA	2:58.45
<b>SEMI FINALS</b>				<b>SEMI FINALS</b>				<b>SEMI FINALS</b>				<b>SEMI FINALS</b>							
<b>Heat 1</b>				<b>Heat 2</b>				<b>Heat 3</b>				<b>Heat 4</b>							
1	Harry Brown	65	USA	1:01.87	1	Charles Sochor	67	USA	1:02.52	1	Charles Sochor	67	USA	1:02.52	1	Charles Sochor	67	USA	1:02.52
2	Unto Mattsson	65	FIN	1:02.27	2	Shigeharu Tomeno	65	JPN	1:04.95	2	Shigeharu Tomeno	65	JPN	1:04.95	2	Shigeharu Tomeno	65	JPN	1:04.95
3	Gordon Seifert	66	USA	1:02.95	3	J. Robert McGowan	65	USA	1:05.06	3	J. Robert McGowan	65	USA	1:05.06	3	J. Robert McGowan	65	USA	1:05.06
4	Tadatoshi Sameda	65	JPN	1:03.12	4	Fred Gunther	65	USA	1:06.27	4	Fred Gunther	65	USA	1:06.27	4	Fred Gunther	65	USA	1:06.27
5	Richard Wittmann	65	GER	1:04.27	5	Roland Johansson	67	SWE	1:09.11	5	Roland Johansson	67	SWE	1:09.11	5	Roland Johansson	67	SWE	1:09.11
6	Fred Gunther	65	USA	1:05.09	6	Minoru Komazaki	67	JPN	1:23.34	6	Minoru Komazaki	67	JPN	1:23.34	6	Minoru Komazaki	67	JPN	1:23.34
7	Lewis Smith	66	USA	1:07.09	7	Nejat Turkylmaz	65	TUR	DNF	7	Nejat Turkylmaz	65	TUR	DNF	7	Nejat Turkylmaz	65	TUR	DNF
<b>FINAL</b>				<b>FINAL</b>				<b>FINAL</b>				<b>FINAL</b>							
1	Earl Fee	66	CAN	57.97	1	Charles Sochor	67	USA	1:00.98	1	Charles Sochor	67	USA	1:00.98	1	Charles Sochor	67	USA	1:00.98
2	Wilhelm Selzer	68	GER	59.37	2	Wilhelm Selzer	68	GER	1:01.06	2	Wilhelm Selzer	68	GER	1:01.06	2	Wilhelm Selzer	68	GER	1:01.06
3	Charles Sochor	67	USA	59.76	3	Earl Fee	66	CAN	1:01.17	3	Earl Fee	66	CAN	1:01.17	3	Earl Fee	66	CAN	1:01.17
4	Harry Brown	65	USA	1:00.91	4	Shigeharu Tomeno	65	JPN	1:04.77	4	Shigeharu Tomeno	65	JPN	1:04.77	4	Shigeharu Tomeno	65	JPN	1:04.77
5	Unto Mattsson	65	FIN	1:01.48	5	J. Robert McGowan	65	USA	1:05.00	5	J. Robert McGowan	65	USA	1:05.00	5	J. Robert McGowan	65	USA	1:05.00
6	Gordon Seifert	66	USA	1:02.32	6	Jack Greenwald	67	USA	1:05.39	6	Jack Greenwald	67	USA	1:05.39	6	Jack Greenwald	67	USA	1:05.39
7	Tadatoshi Sameda	65	JPN	1:02.66	7	Rodney Brown	68	USA	1:06.71	7	Rodney Brown	68	USA	1:06.71	7	Rodney Brown	68	USA	1:06.71
8	Shigeharu Tomeno	65	JPN	1:03.91	8	Karl Virkavs	69	CAN	1:10.78	8	Karl Virkavs	69	CAN	1:10.78	8	Karl Virkavs	69	CAN	1:10.78
<b>800 Meter Run</b>				<b>HEATS</b>				<b>Heat 1</b>				<b>Heat 2</b>							
<b>Heat 1</b>				<b>Heat 2</b>				<b>Heat 3</b>				<b>Heat 4</b>							
1	Unto Mattsson	65	FIN	2:32.22	1	Simon Herlaar	66	NED	5:11.06	1	Simon Herlaar	66	NED	5:11.06	1	Simon Herlaar	66	NED	5:11.06
2	Horst Backhuss	67	GER	5:14.17	2	Ernst Flugel	65	GER	5:14.55	2	Ernst Flugel	65	GER	5:14.55	2	Ernst Flugel	65	GER	5:14.55
3	Charles Sochor	67	USA	59.76	3	Guntis Linde	66	USA	5:15.29	3	Guntis Linde	66	USA	5:15.29	3	Guntis Linde	66	USA	5:15.29
4	Harry Brown	65	USA	1:00.91	4	Laurie Forster	65	GBR	5:17.48	4	Laurie Forster	65	GBR	5:17.48	4	Laurie Forster	65	GBR	5:17.48
5	Unto Mattsson	65	FIN	1:01.48	5	Howard Rubin	67	USA	5:38.15	5	Howard Rubin	67	USA	5:38.15	5	Howard Rubin	67	USA	5:38.15
6	Gordon Seifert	66	USA	1:02.32	6	Roland Johansson	67	SWE	5:39.41	6	Roland Johansson	67	SWE	5:39.41	6	Roland Johansson	67	SWE	5:39.41
7	Tadatoshi Sameda	65	JPN	1:02.66	7	Joachim Vetter	67	GER	5:41.22	7	Joachim Vetter	67	GER	5:41.22	7	Joachim Vetter	67	GER	5:41.22
8	Shigeharu Tomeno	65	JPN	1:03.91	8	Bill Carey	68	USA	5:42.69	8	Bill Carey	68	USA	5:42.69	8	Bill Carey	68	USA	5:42.69
<b>FINAL</b>				<b>FINAL</b>				<b>FINAL</b>				<b>FINAL</b>							
1	Earl Fee	66	CAN	57.97	1	Simon Herlaar	66	NED	5:11.06	1	Simon Herlaar	66	NED	5:11.06	1	Simon Herlaar	66	NED	5:11.06
2	Wilhelm Selzer	68	GER	59.37	2	Horst Backhuss	67	GER	5:14.17	2	Horst Backhuss	67	GER	5:14.17	2	Horst Backhuss	67	GER	5:14.17
3	Charles Sochor	67	USA	59.76	3	Ernst Flugel	65	GER	5:14.55	3	Ernst Flugel	65	GER	5:14.55	3	Ernst Flugel	65	GER	5:14.55
4	Harry Brown	65	USA	1:00.91	4	Guntis Linde	66	USA	5:15.29	4	Guntis Linde	66	USA	5:15.29	4	Guntis Linde	66	USA	5:15.29
5	Unto Mattsson	65	FIN	1:01.48	5	Laurie Forster	65	GBR	5:17.48	5	Laurie Forster	65	GBR	5:17.48	5	Laurie Forster	65	GBR	5:17.48
6	Gordon Seifert	66	USA	1:02.32	6	Howard Rubin	67	USA	5:38.15	6	Howard Rubin	67	USA	5:38.15	6	Howard Rubin	67	USA	5:38.15
7	Tadatoshi Sameda	65	JPN	1:02.66	7	Roland Johansson	67	SWE	5:39.41	7	Roland Johansson	67	SWE	5:39.41	7	Roland Johansson	67	SWE	5:39.41
8	Shigeharu Tomeno	65	JPN	1:03.91	8	Joachim Vetter	67	GER	5:41.22	8	Joachim Vetter	67	GER	5:41.22	8	Joachim Vetter	67	GER	5:41.22
<b>1,500 Meter Run</b>				<b>HEATS</b>				<b>Heat 1</b>				<b>Heat 2</b>							
<b>Heat 1</b>				<b>Heat 2</b>				<b>Heat 3</b>				<b>Heat 4</b>							
1	Simon Herlaar	66	NED	5:11.06	1	Simon Herlaar	66	NED	5:11.06	1	Simon Herlaar	66	NED	5:11.06	1	Simon Herlaar	66	NED	5:11.06
2	Horst Backhuss	67	GER	5:14.17	2	Ernst Flugel	65	GER	5:14.55	2	Ernst Flugel	65	GER	5:14.55	2	Ernst Flugel	65	GER	5:14.55
3	Charles Sochor	67	USA	59.76	3	Guntis Linde	66	USA	5:15.29	3	Guntis Linde	66	USA	5:15.29	3	Guntis Linde	66	USA	5:15.29
4	Harry Brown	65	USA	1:00.91	4	Laurie Forster	65	GBR	5:17.48	4	Laurie Forster	65	GBR	5:17.48	4	Laurie Forster	65	GBR	5:17.48
5	Unto Mattsson	65	FIN	1:01.48	5	Howard Rubin	67	USA	5:38.15	5	Howard Rubin	67	USA	5:38.15	5	Howard Rubin	67	USA	5:38.15
6	Gordon Seifert	66	USA	1:02.32	6	Roland Johansson	67	SWE	5:39.41	6	Roland Johansson	67	SWE	5:39.41	6	Roland Johansson	67	SWE	5:39.41
7	Tadatoshi Sameda	65	JPN	1:02.66	7	Joachim Vetter	67	GER	5:41.22	7	Joachim Vetter	67	GER	5:41.22	7	Joachim Vetter	67	GER	5:41.22
8	Shigeharu Tomeno	65	JPN	1:03.91	8	Bill Carey	68	USA	5:42.69	8	Bill Carey	68	USA	5:42.69	8	Bill Carey	68	USA	5:42.69
<b>FINAL</b>				<b>FINAL</b>				<b>FINAL</b>				<b>FINAL</b>							
1	Earl Fee	66	CAN	57.97	1	Simon Herlaar	66	NED	5:11.06	1	Simon Herlaar	66	NED	5:11.06	1	Simon Herlaar	66	NED	5:11.06
2	Wilhelm Selzer	68	GER	59.37	2	Horst Backhuss	67	GER	5:14.17	2	Horst Backhuss	67	GER	5:14.17	2	Horst Backhuss	67	GER	5:14.17
3	Charles Sochor	67	USA	59.76	3	Ernst Flugel	65	GER	5:14.55	3	Ernst Flugel	65	GER	5:14.55	3	Ernst Flugel	65	GER	5:14.55
4	Harry Brown	65	USA	1:00.91	4	Guntis Linde	66	USA	5:15.29	4	Guntis Linde	66	USA	5:15.29	4	Guntis Linde	66	USA	5:15.29
5	Unto Mattsson	65	FIN	1:01.48	5	Laurie Forster	65	GBR	5:17.48	5	Laurie Forster	65	GBR	5:17.48	5	Laurie Forster	65	GBR	5:17.48
6	Gordon Seifert	66	USA	1:02.32	6	Howard Rubin	67	USA	5:38.15	6	Howard Rubin	67	USA	5:38.15	6	Howard Rubin	67	USA	5:38.15
7	Tadatoshi Sameda	65	JPN	1:02.66	7	Roland Johansson	67	SWE	5:39.41	7	Roland Johansson	67	SWE	5:39.41	7	Roland Johansson	67	SWE	5:39.41
8	Shigeharu Tomeno	65	JPN	1:03.91	8	Joachim Vetter	67	GER	5:41.22	8	Joachim Vetter	67	GER	5:41.22	8	Joachim Vetter	67	GER	5:41.22
<b>5,000 Meter Run</b>				<b>HEATS</b>				<b>Heat 1</b>				<b>Heat 2</b>							
<b>Heat 1</b>				<b>Heat 2</b>				<b>Heat 3</b>				<b>Heat 4</b>							
1	Simon Herlaar	66	NED	18:56.12	1	Simon Herlaar	66	NED	18:56.12	1	Simon Herlaar	66	NED	18:56.12	1	Simon Herlaar	66	NED	18:56.12
2	Cesare Bini	66	ITA	19:00.66	2	Cesare Bini	66	ITA	19:00.66	2	Cesare Bini	66	ITA	19:00.66	2	Cesare Bini	66	ITA	19:00.66
3	Maurice Tarrant	65	CAN	19:00.83	3	Maurice Tarrant	65	CAN	19:00.83	3	Maurice Tarrant	65	CAN	19:00.83	3	Maurice Tarrant	65	CAN	19:00.83
4	Horst Backhuss	67	GER	19:13.36	4	Horst Backhuss	67	GER	19:13.36	4	Horst Backhuss	67	GER	19:13.36	4	Horst Backhuss	67	GER	19:13.36
5	Gerhard Gnauck	65	GER	19:42.61	5	Gerhard Gnauck	65	GER	19:42.61	5	Gerhard Gnauck	65	GER	19:42.61	5	Gerhard Gnauck	65	GER	19:42.61
6	Ernst Flugel	65	GER	19:59.90	6	Ernst Flugel	65	GER	19:59.90	6	Ernst Flugel	65	GER	19:59.90	6	Ernst Flugel	65	GER	19:59.90
7	James Beall	66	USA	20:09.08	7	James Beall	66	USA	20:09.08	7	James Beall	66	USA	20:09.08	7	James Beall	66	USA	20:09.08
8	Aaro Partanen	65	FIN	20:26.34	8	Aaro Partanen	65	FIN	20:26.34	8	Aaro Partanen	65	FIN	20:26.34	8	Aaro Partanen	65	FIN	20:26.34
9	Laurie Forster	65	GBR	20:28.34	9	Laurie Forster	65	GBR	20:28.34	9	Laurie Forster	65	GBR	20:28.34	9	Laurie Forster	65	GBR	20:28.34
10	William Fraser	65	USA	20:41.98	10	William Fraser	65	USA	20:41.98	10	William Fraser	65	USA	20:41.98	10	William Fraser	65	USA	20:41.98
11	Donald Ross	65	USA	20:54.68	11	Donald Ross	65	USA	20:54.68	11	Donald Ross	65	USA	20:54.68	11	Donald Ross	65	USA	20:54.68
12	Howard Rubin	67	USA	21:03.15	12	Howard Rubin	67	USA	21:03.15	12	Howard Rubin	67	USA	21:03.15	12	Howard Rubin			

Name	Age	Country	Results
Bohumil Neuman	69	TCH	DQ

**100 Meter High Hurdles 33"**

**HEATS**

Heat 1 Wind Reading: -4.3

1 James Stookey	65	USA	18.46
2 Felix Archeval	65	PUR	19.07
3 Alfred Woods	66	GBR	21.05
4 Gordon Gourlay	66	AUS	22.18
5 Minoru Komazaki	67	JPN	22.77
6 Seizen Katsuren	65	JPN	29.40

Heat 2 Wind Reading: -1.3

1 Ian Steedman	67	GBR	18.24
2 Svein Hoeljo	67	NOR	19.46
3 Tatsuo Mizushiri	67	JPN	19.91
4 Javier Gonzalez Perez	66	MEX	21.90
Alfonzo Wilson	69	USA	DNF

Heat 3 Wind Reading: -3.9

1 Ariel Standen Levis	65	CHI	18.36
2 Silvano Pierucci	67	ITA	20.22
3 Harald Aanerud	68	NOR	20.65
4 Willy Schlotte	67	GER	21.51
5 Wolfgang Fachmann	66	GER	22.98

**FINAL**

Wind Reading: -6.0

1 Ariel Standen Levis	65	CHI	18.07
2 James Stookey	65	USA	18.15
3 Ian Steedman	67	GBR	18.64
4 Felix Archeval	65	PUR	18.79
5 Svein Hoeljo	67	NOR	20.08
6 Harald Aanerud	68	NOR	20.12
7 Silvano Pierucci	67	ITA	21.02
8 Tatsuo Mizushiri	67	JPN	23.87

**300 Meter Int Hurdles 30"**

**HEATS**

Heat 1

1 Charles Sochor	67	USA	49.12
2 James Stookey	65	USA	50.91
3 Jack Lance	65	USA	59.29
4 Gordon Gourlay	66	AUS	1:02.01
5 William Brobst	65	USA	1:02.13
6 Vallabha Suryanarayana	69	IND	1:15.75

Heat 2

1 Ariel Standen Levis	65	CHI	49.20
2 Felix Archeval	65	PUR	53.47
3 William Daprano	68	USA	54.04
4 Harald Aanerud	68	NOR	57.23
5 James W. Flowers	67	CAN	1:05.18
6 Helmut V. Kaarlep	68	EST	1:06.17

Heat 3

1 Earl Fee	66	CAN	48.06
2 Ian Steedman	67	GBR	51.96
3 Fred Gunther	65	USA	54.08
4 Luis Arroyo-Velez	68	PUR	58.24
5 Alfred Fischer	67	GER	1:03.31
6 Maury Herscher	69	USA	1:06.09
7 Rudolf Morgenstern	66	GER	1:07.43

**FINAL**

1 Earl Fee	66	CAN	45.71
2 Ariel Standen Levis	65	CHI	46.91
3 Charles Sochor	67	USA	48.05
4 James Stookey	65	USA	48.90
5 Felix Archeval	65	PUR	51.32
6 Ian Steedman	67	GBR	51.43
7 William Daprano	68	USA	53.61

**2,000 Meter Steeplechase**

**FINAL**

1 Kazuhiro Ohi	65	JPN	8:50.95
2 Peter Courrie	65	AUS	9:07.14
3 Luis T L Hmberio	67	PUR	9:15.83

Name	Age	Country	Results
4 Clem Fields	67	GUY	9:34.49
5 Martino Cuder	66	ITA	9:37.28
6 William Brobst	65	USA	10:26.88
7 Gordon Gilmour	66	CAN	10:39.09
8 Vicente Moura	69	BRA	11:42.02
9 Javier Gonzalez Perez	66	MEX	16:47.81

**4x100 Meter Relay**

1 United States	52.28
James Stookey	65
Gordon Seifert	66
Charles Sochor	67
Harry Brown	65

2 Germany	53.87
Manfred Jericke	65
Hugo Schlegel	69
Wilhelm Selzer	68
Peter Mirkes	67

3 Finland	55.61
Joel Nieminen	67
Matti Jarvinen	69
Unto Mattsson	65
Lars Ingves	65

4 Japan	56.71
Minoru Komazaki	67
Michio Kobayashi	68
Sueo Kobayashi	65
Tatsuo Mizushiri	67

5 Australia	1:00.52
Gordon Gourlay	66
Robert Carwright	67
Norman Keith	68
Lindsay Kent	67

6 Great Britain	1:01.01
Ian Steedman	67
Alfred Woods	66
Bill Ellison	67
Alvin Momen	76

**4x400 Meter Relay**

1 United States	4:15.70
J. Robert McGowan	65
Gordon Seifert	66
Harry Brown	65
Charles Sochor	67

2 Germany	4:21.13
Willy Schlotte	67
Manfred Jericke	65
Richard Wittmann	65
Wilhelm Selzer	68

3 Japan	4:39.63
Minoru Komazaki	67
Shigeharu Tomeno	65
Tatsuo Mizushiri	67
Tadamshi Sameda	65

**High Jump**

**FINAL**

1 James Gillcrist	67	USA	1.56m
2 Nils-Bertil Nevrup	68	SWE	1.48m
3 Gordon Seifert	66	USA	1.48m
4 James Stookey	65	USA	1.44m
5 Geza Dobriban	69	HUN	1.40m
6 Hans Schuffenhauer	69	GER	1.36m
7 Karri Wichmann	68	FIN	1.32m
7 Tetsuo Kobae	67	JPN	1.32m
7 Eugen Lehmann	65	SUI	1.32m
10 Jerry Donley	65	USA	1.32m
11 Tatsuo Mizushiri	67	JPN	1.32m
12 Javier Gonzalez Perez	66	MEX	1.28m
13 Minoru Komazaki	67	JPN	1.20m
14 Jean Le Corre	67	FRA	1.16m
15 Robert Perry	66	USA	1.08m
16 Hiroshi Oikawa	67	JPN	1.04m

Name	Age	Country	Results
Wolfgang Fachmann	66	GER	NH
Gordon Gourlay	66	AUS	NH

**Pole Vault**

**FINAL**

1 Jerry Donley	65	USA	3.25m
2 Sueo Kobayashi	65	JPN	2.95m
2 Alfred Woods	66	GBR	2.95m
4 Tom Hinkes	65	USA	2.95m
5 Fernando Marques	65	POR	2.80m
6 Tatsuo Mizushiri	67	JPN	2.35m
6 Vedat Dinler	68	TUR	2.35m
6 Wolfgang Fachmann	66	GER	2.35m
9 William Brobst	65	USA	2.20m
10 Willy Schlotte	67	GER	2.05m
Stanley Egerton	69	CAN	NH

**Long Jump**

**FINAL**

1 Wolfgang Reuter	65	GER	5.18m 2.0
2 James Stookey	65	USA	5.02m 2.3
3 Matti Jarvinen	69	FIN	4.96m 2.9
4 Ariel Standen Levis	65	CHI	4.92m 2.1
5 Josef Necek	67	TCH	4.89m 2.8
6 Albert Stoppel	65	AUT	4.75m 2.5
7 Heinz Zeller	67	GER	4.50m 2.9
8 Joel Nieminen	67	FIN	4.48m 2.0
9 Tatsuo Mizushiri	67	JPN	4.44m 3.0
10 Minoru Komazaki	67	JPN	4.40m 3.0
11 Michio Kobayashi	68	JPN	4.36m 3.0
12 Martti Kamila	66	FIN	4.35m 2.0
13 Gerhard Rupp	66	GER	4.20m 3.5
13 Jakob Rypdal	69	NOR	4.20m 1.9
15 Tetsuo Kobae	67	JPN	4.14m 1.1
16 Javier Gonzalez Perez	66	MEX	4.12m 2.0
17 Jean Le Corre	67	FRA	4.01m 1.6
18 Jack Lance	65	USA	3.90m 2.0
19 Domingo Pillot	65	PUR	3.88m 2.0
20 Eduardo Martinho	67	POR	3.81m 2.0
21 Norman Keith	68	AUS	3.60m 3.8
22 Alfonso Wilson	69	USA	3.59m 0.6

**Triple Jump**

**FINAL**

1 Ariel Standen Levis	65	CHI	10.89m -1.1
2 James Stookey	65	USA	10.42m -1.0
3 Matti Jarvinen	69	FIN	10.11m -1.2
4 Michio Kobayashi	68	JPN	9.74m 0.6
5 Jakob Rypdal	69	NOR	9.45m 2.5
6 Minoru Komazaki	67	JPN	9.02m -2.3
7 Jerzy Przyborowski	65	POL	8.80m -1.3
8 Gordon Gourlay	66	AUS	8.76m -0.9
9 Geza Dobriban	69	HUN	8.65m -2.2
10 William Daprano	68	USA	8.57m -1.5
11 Jack Lance	65	USA	8.23m -1.5
12 Domingo Pillot	65	PUR	7.74m -0.9
13 Chad-Chuen Wang	66	TPE	7.55m -2.1
14 Jean Le Corre	67	FRA	7.49m -1.4
15 Gerhard Rupp	66	GER	7.30m -1.1
16 Joseph Dr. Simon	68	HUN	6.97m -1.6

**Shot Put 5 kg**

**FINAL**

1 Torsten Von Wachenfeldt	67	SWE	14.71m
2 Karl-Heinz Wendel	65	GER	13.78m
3 Ladislav Filip	66	TCH	13.63m
4 Heinz Brandt	65	GER	12.26m
5 Harry Hawke	66	USA	12.14m
6 Toivo Suomela	68	FIN	11.83m
7 Heiner Will	68	GER	11.54m
8 Jim Dimitri Peridis	69	AUS	11.23m
9 Charles Rann	67	AUS	11.08m
10 Kurt Fredrik Homme	65	NOR	10.86m

Name	Age	Country	Results
11 Joel Nieminen	67	FIN	10.64m
12 Reed Quinn	65	USA	10.55m
13 Jaroslav Hanus	65	GBR	10.43m
14 Harold Wallace	67	USA	10.20m
15 Veikko Javanainen	69	FIN	10.17m
16 Fu-Lai Wang	67	TPE	9.94m
17 Rene Croset	67	FRA	9.83m
18 Eduard Neubert	66	GER	9.75m
19 Kalle Vellenuurme	65	EST	9.65m
20 Peter R. Pretzsch	65	DEN	9.55m
21 Manfred Flath	67	GER	9.48m
22 Yoshiro Igarashi	65	JPN	9.34m
23 Saul Zeger	65	BRA	9.32m
24 Ewalds Viskers	69	CAN	9.29m
25 Robert Chotoff	69	USA	8.23m
26 Rudolf Boehm	65	GER	8.11m
27 Mustapha Bin Abdullah	66	MAS	8.03m
28 Ricardo Tobar Diaz	66	COL	7.76m
29 Donald Fenner	65	USA	7.37m

11 Joel Nieminen	67	FIN	10.64m
12 Reed Quinn	65	USA	10.55m
13 Jaroslav Hanus	65	GBR	10.43m
14 Harold Wallace	67	USA	10.20m
15 Veikko Javanainen	69	FIN	10.17m
16 Fu-Lai Wang	67	TPE	9.94m
17 Rene Croset	67	FRA	9.83m
18 Eduard Neubert	66	GER	9.75m
19 Kalle Vellenuurme	65	EST	9.65m
20 Peter R. Pretzsch	65	DEN	9.55m
21 Manfred Flath	67	GER	9.48m
22 Yoshiro Igarashi	65	JPN	9.34m
23 Saul Zeger	65	BRA	9.32m
24 Ewalds Viskers	69	CAN	9.29m
25 Robert Chotoff	69	USA	8.23m
26 Rudolf Boehm	65	GER	8.11m
27 Mustapha Bin Abdullah	66	MAS	8.03m
28 Ricardo Tobar Diaz	66	COL	7.76m
29 Donald Fenner	65	USA	7.37m

**Discus Throw 1 kg**

**FINAL**

1 Ladislav Filip	66	TCH	48.42m
2 Urho Lamminen	67	FIN	48.36m
3 Karl-Heinz Wendel	65	GER	47.24m
4 Matti Jarvinen	69	FIN	45.12m
5 Pentti Hakkinen	65	FIN	44.60m
6 Richard Rzehak	65	GER	42.90m
7 Harry Hawke	66	USA	42.84m
8 William Garrahan	65	USA	42.68m
9 Heinz Brandt	65	GER	42.10m
10 Don Mather	65	USA	41.02m
11 Saul Zeger	65	BRA	40.40m
12 Horst Vieweg	67	GER	38.96m
13 Reed Quinn	65	USA	38.64m
14 Charles Rann	67	AUS	38.16m
15 Martti Kamila	66	FIN	37.42m
16 Kurt Fredrik Homme	65	NOR	36.60m
17 Paavo Koivu	69	FIN	36.28m
18 Harold Wallace	67	USA	35.86m
19 Veikko Javanainen	69	FIN	34.88m
20 Edward Keene	67	USA	34.38m
21 Toivo Suomela	68	FIN	33.82m
22 Ewalds Viskers	69	CAN	33.80m
23 Virgilio Colombo	67	ITA	33.48m
24 Jaroslav Hanus	65	GBR	33.20m
25 Rene Croset	67	FRA	32.64m
26 Peter R. Pretzsch	65	DEN	32.22m
27 Alberto Fuentes	65	CHI	31.92m
28 Yoshiro Igarashi	65	JPN	31.72m
29 Fu-Lai Wang	67	TPE	31.62m
30 Manfred Flath	67	GER	30.58m
31 Jim Dimitri Peridis	69	AUS	30.48m
32 Robert Chotoff	69	USA	28.58m
33 Ricardo Tobar Diaz	66	COL	28.38m
34 Eduard Neubert	66	GER	27.94m
35 Heldur Tuuema	65	EST	26.86m
36 James W. Flowers	67	CAN	26.36m
37 Javier Gonzalez Perez	66	MEX	25.88m
38 Kalle Vellenuurme	65	EST	24.58m
39 Robert Perry	66	USA	22.30m
40 Seizen			

Name	Age	Country	Results	Name	Age	Country	Results	Name	Age	Country	Results	Name	Age	Country	Results
5 Luis Velez	65	PUR	41.44m	3 Richard Schmiedel		GER	6632	9 Wolfgang Fachmann		GER	5172	15 Nikoly Metelkin		RUS	4478
6 Thordur Sigurdsson	66	ISL	40.26m	100	15.65	540	w:-2.2	100	15.83	515	w:-1.1	100	15.02	635	w:-1.1
7 Charles Rann	67	AUS	40.26m	LJ	4.38m	790	w: 1.2	LJ	4.05m	670	w: 1.2	LJ	3.83m	595	w: 2.0
8 Kenneth Weinbel	67	USA	35.20m	SP	10.60m	852		SP	7.79m	592		SP	8.10m	620	
9 Lev Mozhaev	69	USA	35.02m	HJ	1.21m	602		HJ	1.27m	679		HJ	1.27m	679	
10 Horst Vieweg	67	GER	34.94m	400	1:11.19	605		400	1:20.52	346		400	1:11.86	584	
11 Gerald Wojcik	65	USA	32.94m	100HH	21.38	533	w: 3.3	100HH	20.57	600	w: 2.4	100HH	31.01	34	w: 4.6
12 Paavo Koivu	69	FIN	31.66m	DT	31.46m	648		DT	24.54m	475		DT	23.48m	450	
13 Eugen Lehmann	65	SUI	31.54m	PV	2.30m	549		PV	2.30m	549		PV	NH	0	
14 Kurt Fredrik Homme	65	NOR	31.46m	JT	33.72m	721		JT	21.50m	407		JT	18.44m	330	
15 Siegfried Angelis	68	GER	29.04m	1500	5:43.38	792		1500	7:27.75	339		1500	6:33.96	551	
16 Manfred Flath	67	GER	28.28m	4 Bailey Gore		USA	6424	10 Lawrence Freda		USA	4986	16 Silvano Pierucci		ITA	4341
17 Fu-Lai Wang	67	TPE	27.68m	100	14.16	776	w:-1.1	100	14.67	691	w:-0.8	100	15.65	540	w:-1.1
18 Toivo Suomela	68	FIN	27.32m	LJ	4.26m	746	w: 0.7	LJ	4.12m	695	w: 1.9	LJ	3.88m	610	w: 1.1
19 Reed Quinn	65	USA	25.06m	SP	9.80m	777		SP	10.12m	807		SP	8.26m	635	
20 Thengathara Kesavan	69	IND	22.50m	HJ	1.30m	723		HJ	1.42m	878		HJ	1.27m	679	
Jaroslav Hanus	65	GBR	FOUL	400	1:12.12	576		400	1:16.81	442		400	2:03.22	0	

Javelin Throw 600g

FINAL

1 Harje Noreborn	68	SWE	52.18m
2 Delfs Pickarts	68	USA	49.30m
3 Josef Klok	66	TCH	47.28m
4 Martti Kamila	66	FIN	46.38m
5 Veikko Javanainen	69	FIN	45.20m
6 Richard Ruzhak	65	GER	42.52m
7 Don Mather	65	USA	41.04m
8 Skip Meneely	65	USA	38.12m
9 David Wilson	67	USA	36.82m
10 Peter R. Pretzsch	65	DEN	36.64m
11 Virgilio Colombo	67	ITA	34.04m
12 Heiner Will	68	GER	33.68m
13 Charles Rann	67	AUS	32.60m
14 Yoshiro Igarashi	65	JPN	32.24m
15 Reed Quinn	65	USA	31.82m
16 William Daprano	68	USA	30.34m
17 Gordon Gilmour	66	CAN	28.68m
18 Ricardo Tobar Diaz	66	COL	27.76m
19 Javier Gonzalez Perez	66	MEX	24.44m
20 Bruce Campbell	68	AUS	23.62m
21 John Snaden	69	USA	16.46m
Hans Franke	66	GER	FOUL
Alberto Fuentes	65	CHI	FOUL
Karri Wichmann	68	FIN	FOUL
Manfred Flath	67	GER	FOUL
Hans Illmann	65	PER	FOUL

Decathlon

1 Gordon Seifert		USA	7238
100	13.91	819	w:-0.5
LJ	4.11m	693	w: 2.2
SP	9.26m	727	
HJ	1.48m	963	
400	1:04.80	818	
100HH	20.07	644	w: 4.6
DT	29.66m	603	
PV	2.50m	637	
JT	29.30m	606	
1500	5:55.99	728	
2 Ariel Standen Lewis		CHI	7116
100	13.96	810	w:-0.5
LJ	4.90m	990	w: 1.3
SP	7.87m	599	
HJ	1.42m	878	
400	1:04.65	823	
100HH	16.79	967	w: 2.4
DT	29.90m	609	
PV	2.10m	462	
JT	23.88m	467	
1500	6:43.32	511	

5 Jerzy Przyborowski		POL	6026
100	14.85	663	w:-0.5
LJ	4.26m	746	w: 1.8
SP	8.13m	623	
HJ	1.33m	758	
400	1:18.51	397	
100HH	19.91	658	w: 2.4
DT	28.74m	580	
PV	2.30m	549	
JT	23.62m	460	
1500	6:24.83	592	
6 Willy Schlotte		GER	5938
100	14.42	732	w:-0.5
LJ	4.11m	693	w: 1.9
SP	9.15m	717	
HJ	1.21m	602	
400	1:09.77	650	
100HH	21.14	552	w: 3.3
DT	29.50m	599	
PV	2.00m	421	
JT	25.54m	509	
1500	6:54.91	463	
7 Ian Steedman		GBR	5787
100	14.78	673	w:-0.8
LJ	4.08m	682	w: 2.1
SP	6.88m	509	
HJ	1.18m	569	
400	1:10.24	635	
100HH	17.75	865	w: 3.3
DT	21.10m	392	
PV	1.70m	303	
JT	27.08m	548	
1500	6:20.48	611	
8 Virgilio Colombo		ITA	5384
100	15.29	593	w:-1.1
LJ	4.14m	704	w: 2.0
SP	8.71m	676	
HJ	1.21m	602	
400	1:28.53	177	
100HH	21.66	511	w: 2.4
DT	36.66m	780	
PV	2.10m	462	
JT	28.58m	587	
1500	7:41.66	292	

11 William Brobst		USA	4779
100	16.25	456	w:-1.1
LJ	3.47m	475	w: 2.0
SP	7.61m	575	
HJ	1.21m	602	
400	1:19.88	362	
100HH	23.22	394	w: 4.6
DT	30.46m	623	
PV	2.10m	462	
JT	23.22m	450	
1500	7:16.23	380	
12 Denver Smith		USA	4714
100	15.01	637	w:-2.2
LJ	4.24m	739	w: 1.8
SP	8.95m	698	
HJ	1.36m	803	
400	1:13.83	525	
100HH	18.29	811	w: 3.3
DT	25.56m	501	
PV	NH	0	
JT	ND	0	
1500	NT	0	
13 Eugen Lehmann		SUI	4640
100	16.36	441	w:-0.8
LJ	3.72m	556	w: 2.5
SP	9.01m	704	
HJ	1.30m	723	
400	1:44.21	4	
100HH	21.82	498	w: 4.6
DT	35.74m	757	
PV	2.00m	421	
JT	23.22m	450	
1500	9:01.23	86	
14 Michael Aratsky		RUS	4561
100	16.33	446	w:-2.2
LJ	3.29m	417	w: 2.0
SP	9.25m	727	
HJ	1.30m	723	
400	1:31.17	133	
100HH	21.57	517	w: 3.3
DT	30.66m	628	
PV	2.10m	462	
JT	25.48m	508	
1500	NT	0	

100	15.02	635	w:-1.1
LJ	3.83m	595	w: 2.0
SP	8.10m	620	
HJ	1.27m	679	
400	1:11.86	584	
100HH	31.01	34	w: 4.6
DT	23.48m	450	
PV	NH	0	
JT	18.44m	330	
1500	6:33.96	551	
16 Silvano Pierucci		ITA	4341
100	15.65	540	w:-1.1
LJ	3.88m	610	w: 1.1
SP	8.26m	635	
HJ	1.27m	679	
400	2:03.22	0	
100HH	20.50	607	w: 2.4
DT	25.56m	501	
PV	1.70m	303	
JT	20.26m	376	
1500	8:59.43	90	
17 Javier Gonzalez Perez		MEX	4205
100	16.34	444	w:-0.8
LJ	4.10m	688	w: 1.3
SP	7.03m	522	
HJ	1.24m	644	
400	1:41.72	15	
100HH	22.39	455	w: 4.6
DT	28.20m	566	
PV	1.90m	379	
JT	24.70m	487	
1500	0:07.18	5	
18 Norman Keith		AUS	3916
100	15.67	538	w:-2.2
LJ	3.62m	523	w: 2.0
SP	7.61m	575	
HJ	1.18m	569	
400	1:15.48	478	
100HH	NT	0	
DT	24.08m	464	
PV	NH	0	
JT	20.26m	376	
1500	7:12.78	393	
19 Rudolf Morgenstern		GER	3830
100	15.35	586	w:-0.8
LJ	3.36m	439	w: 1.0
SP	6.83m	504	
HJ	1.21m	602	
400	1:22.08	310	
100HH	30.84	37	w: 3.3
DT	22.68m	430	
PV	1.40m	195	
JT	17.30m	302	
1500	7:04.37	425	
20 Brayton Norton		USA	3735
100	15.88	508	w:-0.8
LJ	3.83m	595	w: 1.5
SP	10.46m	839	
HJ	NH	0	
400	NT	0	
100HH	0	0	
DT	43.18m	949	
PV	NH	0	
JT	38.38m	844	
1500	0	0	

Name	Age	Country	Results	Name	Age	Country	Results	Name	Age	Country	Results	Name	Age	Country	Results	
21 Leonard Childs		AUS	3269	11 Toivo Suomela		FIN	3582	23 Yoshiro Igarashi		JPN	2078	5	Australia		3:20:5	
100	18.14	234	w:-2.2	HT	36.72m	791		HT	FOUL	0		Cecil Walkley		52:28		
LJ	3.01m	333	w: 1.5	SP	11.62m	947		SP	9.15m	717		Bruce Campbell		1:08:11		
SP	8.07m	618		DT	32.74m	680		DT	32.06m	663		Llewellyn Jones		1:20:11		
HJ	1.18m	569		JT	23.14m	448		JT	32.84m	698		<b>20 km Road Walk</b>				
400	1:35.27	75		WT	11.86m	716		WT	ND	0		1 Chong Nee Goy	68	SIN	2:03:26	
100HH	31.43	25	w: 3.3	12 Paavo Koivu		FIN	3517	24 Javier Gonzalez Perez		MEX	2047	2	Ivan Kukharenska	65	UKR	2:04:11
DT	24.24m	468		HT	33.42m	706		HT	17.04m	293		3 Douglas Fotheringham	65	GBR	2:05:06	
PV	1.70m	303		SP	9.13m	715		SP	6.86m	507		4 Bohumil Neuman	69	TCH	2:09:39	
JT	18.00m	319		DT	37.72m	808		DT	25.06m	488		5 Cervin Robinson	67	USA	2:10:21	
1500	7:31.85	325		JT	28.28m	579		JT	21.88m	416		6 Vance Genzlinger	66	USA	2:11:29	
<b>Weight Pentathlon</b>				WT	11.76m	709		WT	6.54m	343		7 Edgar Ricci	66	USA	2:14:39	
1 Karl-Heinz Wendel		GER	5229	13 Josef Klok		TCH	3484	<b>Cross Country</b>				8	Terence J Simons	69	GBR	2:15:04
HT	49.76m	1131		HT	25.38m	501		1 Cesare Bini	66	ITA	41:10	9	Gregorio Angulo Rivera	65	PUR	2:15:27
SP	13.44m	1118		SP	9.04m	707		2 Kjell Linder	65	SWE	43:14	10	Denis Withers	67	GBR	2:16:02
DT	47.40m	1060		DT	33.62m	703		3 Laurie Forster	65	GBR	44:54	11	Angelo Arena	66	ITA	2:16:43
JT	36.16m	785		JT	46.14m	1052		4 Patrick Devine	66	USA	45:15	12	John Kelly	65	USA	2:16:44
WT	17.68m	1135		WT	9.10m	521		5 Ernst Fluegel	65	GER	45:41	13	Walter Stoltz	67	GER	2:18:25
2 Ladislav Filip		TCH	5214	14 Thordur Sigurdsson		ISL	3348	6 John Kolmetz	66	USA	45:55	14	Colin Hainsworth	65	AUS	2:18:50
HT	46.16m	1036		HT	37.98m	824		7 Nicolay Borzich	67	RUS	45:59	15	Mario Aguayo	66	CHI	2:20:50
SP	14.00m	1171		SP	9.24m	725		8 Howard Rubin	67	USA	46:32	16	Ryszard Nawrocki	66	USA	2:23:59
DT	51.12m	1159		DT	29.12m	589		9 Aaro Partanen	65	FIN	47:33	17	Maynard Mickelson	69	USA	2:24:02
JT	40.16m	891		JT	18.46m	331		10 Maurice Tarrant	65	CAN	47:35	18	Gordon Gilmour	66	CAN	2:25:30
WT	15.22m	957		WT	14.14m	879		11 Bill Carey	68	USA	48:03	19	Richard Larkin	66	AUS	2:26:31
3 Richard Rzehak		GER	5071	15 Raymond Lamora		FRA	3339	12 Roger Cobac	65	FRA	48:04	20	Peter Roy Tearle	69	NZL	2:29:41
HT	45.32m	1015		HT	43.20m	959		13 Arthur Walsham	65	GBR	49:39	21	Richard Hansen	69	USA	2:32:41
SP	11.81m	965		SP	7.79m	592		14 Eugen Franz Rathgeb	66	GER	49:46	22	Frank Chesek	68	USA	2:33:01
DT	44.50m	984		DT	31.60m	652		15 Donald Melrose	65	NZL	49:59	23	Carletto Frascarolo	67	ITA	2:35:20
JT	43.14m	971		JT	20.72m	387		16 Ralph Lang	67	CAN	50:25	24	Reinhold Hockauf	68	GER	2:35:39
WT	17.70m	1136		WT	12.32m	749		17 Martino Cuder	66	ITA	50:55	25	Bhag-Singh Sidhu	66	USA	2:35:49
4 Heinz Brandt		GER	4319	16 Eugen Lehmann		SUI	3188	18 Matthias Strobl	69	AUT	51:05	26	Vittorio LaDelli	69	ITA	2:37:51
HT	29.94m	617		HT	32.22m	675		19 John Caldwell	68	USA	51:30	27	Bruce Campbell	68	AUS	2:44:01
SP	12.11m	993		SP	8.91m	695		20 Cecil Walkley	66	AUS	52:21	28	William Kinder	66	USA	2:55:01
DT	49.18m	1108		DT	35.64m	754		21 Gerard Nolan	67	USA	52:58	29	Llewellyn Jones	69	AUS	3:00:01
JT	33.84m	724		JT	21.54m	407		22 Bohumil Neuman	69	TCH	53:03	<b>20 km Road Walk Team</b>				
WT	14.10m	877		WT	11.04m	657		23 Richard Sullivan	66	USA	53:51	1	Great Britain		6:30:3	
5 Harry Hawke		USA	4244	17 Peter R. Pretzsch		DEN	3185	24 Kenneth Crooke	67	GBR	55:28	Douglas Fotheringham		2:05:0		
HT	37.16m	803		HT	28.80m	588		25 Richard Mitchell	66	USA	56:45	Len Creo		2:10:2		
SP	11.50m	936		SP	9.27m	728		26 Gordon Gilmour	66	CAN	56:59	Terence J Simons		2:15:0		
DT	43.80m	966		DT	31.12m	639		27 Ron Franklin	67	GBR	57:19	2	United States		6:36:3	
JT	31.80m	671		JT	32.34m	685		28 Robert Wilson	67	USA	59:01	Cervin Robinson		2:10:2		
WT	13.98m	868		WT	9.44m	545		29 Tsunao Kuze	66	JPN	1:00:35	Vance Genzlinger		2:11:2		
6 Matti Jarvinen		FIN	4070	18 Manfred Flath		GER	3152	30 Chan Meng Hui	65	SIN	1:01:06	Edgar Ricci		2:14:3		
HT	32.68m	687		HT	26.40m	527		31 Alwin-St Grosse-Coosmann	65	GER	1:01:32	3	Italy		7:06:5	
SP	10.69m	860		SP	9.43m	743		32 Donald Fenner	65	USA	1:03:23	Carlo Bomba		2:12:1		
DT	45.68m	1015		DT	29.86m	607		33 Arie Verbaan	68	NED	1:05:03	Angelo Arena		2:16:4		
JT	33.38m	712		JT	33.48m	715		34 William Pow	68	GBR	1:06:29	Vittorio LaDelli		2:37:1		
WT	12.98m	796		WT	9.66m	560		35 Bruce Campbell	68	AUS	1:08:19	4	Australia		7:29:3	
7 Charles Rann		AUS	3896	19 Kurt Fredrik Homme		NOR	3052	36 Jacques Serruys	69	BEL	1:09:29	Colin Hainsworth		2:18:3		
HT	35.36m	756		HT	30.92m	642		37 Eddie Nyman	69	GBR	1:11:02	Richard Larkin		2:26:4		
SP	10.65m	856		SP	10.86m	876		38 Patrick Green	65	GBR	1:11:27	Bruce Campbell		2:44:4		
DT	39.04m	842		DT	37.24m	795		39 Peter Mundle	67	USA	1:18:23	<b>Marathon</b>				
JT	30.04m	625		JT	FOUL	0		40 Llewellyn Jones	69	AUS	1:20:16	1	Kjell Linder	65	SWE	3:09:5
WT	13.28m	817		WT	12.18m	739		41 Eric Lewis	66	AUS	1:26:10	2	Max Jones	68	GBR	3:21:1
8 Horst Vieweg		GER	3715	20 Gerald Wojcik		USA	3045	<b>Cross Country Team</b>				3	Donald Ross	65	USA	3:22:1
HT	33.66m	712		HT	31.28m	651		1	United States		2:17:42	4	Patrick Devine	66	USA	3:26:1
SP	10.49m	841		SP	7.93m	605		Patrick Devine		45:15		5	John Kolmetz	66	USA	3:29:9
DT	40.42m	877		DT	31.50m	649		John Kolmetz		45:55		6	Antonio Comodeca	67	ITA	3:31:1
JT	27.94m	571		JT	25.12m	498		Howard Rubin		46:32		7	Charles Safran	66	USA	3:44:1
WT	11.84m	714		WT	10.82m	642		2	Great Britain		2:30:01	8	Manuel Teodoro	67	CAN	3:45:2
9 Helmut Lange		CAN	3626	21 Rene Crosset		FRA	3036	Laurie Forster		44:54		9	Matthias Strobl	69	AUT	3:50:2
HT	31.28m	651		HT	25.16m	496		Arthur Walsham		49:39		10	Ubaldo Cruz Sanchez	68	MEX	3:55:1
SP	10.29m	823		SP	9.59m	758		Kenneth Crooke		55:28		11	Eugen Franz Rathgeb	66	GER	3:57:1
DT	31.66m	653		DT	34.96m	737		3	Canada		2:35:59	12	Veio Nilonen	69	FIN	3:58:1
JT	31.62m	666		JT	25.86m	517		Maurice Tarrant		47:35		13	John McCarthy	65	USA	4:04:1
WT	13.50m	833		WT	9.20m	528		Ralph Lang		50:25		14	Panagiotis Kanakaris	65	GRE	4:09:1
10 Reed Quinn		USA	3614	22 Fu-Lai Wang		TPE	2770	Gordon Gilmour		56:59		15	Cecil Walkley	66	AUS	4:12:1
HT	28.66m	585		HT	28.32m	576		4	Germany		2:36:59	16	Roger Whalley	65	USA	4:14:1
SP	10.70m	861		SP	10.38m	832		Ernst Fluegel		45:41		17	Bernard McCarthy	69	GBR	4:20:1
DT	40.02m	867		DT	27.64m	552		Eugen Franz Rathgeb		49:46		18	Richard Mitchell	66	USA	4:23:1
JT	32.64m	693		JT	17.44m	305		Alwin-St Grosse-Coosmann		1:01:32		19	Robert Wilson	67	USA	4:29:1
WT	10.34m	608		WT	8.88m	505						20	Richard Sullivan	66	USA	4:35:1
												21	Jean Malo	68	CAN	4:36:1
												22	Lawrence Hestekin	66	USA	4:57:1



Name	Age	Country	Results	Name	Age	Country	Results	Name	Age	Country	Results	Name	Age	Country	Results
23 John Harris	66	GBR	5:15:27	<b>SEMI FINALS</b>				5 Antonio Chaina	72	ARG	31:28	4 Arthur Wilson	71	CAN	2:57.47
24 Bruce Campbell	68	AUS	5:19:44	<b>Heat 1 Wind Reading: 1.7</b>				6 Oscar Harris	71	USA	31.83	5 Leo Thiel	71	GER	3:21.25
25 Robert Schimmel	65	USA	5:20:34	1 Jose Luis Ubarri	71	PUR	13.34	7 Christian Boye	70	NOR	31.97	6 Charles Bauer	72	USA	3:23.40
26 Chan Meng Hui	65	SIN	5:29:34	2 Melvin Larsen	71	USA	13.47	8 Neville Sharpley	70	RSA	32.06	- Don Farquharson	70	CAN	DNF
27 Chong Nee Goy	68	SIN	5:29:52	3 John O'Neill	71	CAN	13.59	<b>Heat 2 Wind Reading: -3.6</b>				<b>FINAL</b>			
28 Leonhard Trzetzziak	66	CAN	5:56:46	4 Gerhard Herbst	71	GER	13.84	1 Ernst Ritter	70	GER	29.56	1 Frank Evans	70	AUS	2:37.14
29 Eddie Nyman	69	GBR	6:01:13	5 Mike Johnston	73	AUS	14.21	2 Hideya Yamazaki	70	JPN	30.24	2 Toivo Vikman	71	FIN	2:43.63
<b>Marathon Team</b>				6 Koichi Makita	71	JPN	14.60	3 Mike Johnston	73	AUS	30.82	3 Archie Messenger	72	USA	2:44.56
1 United States			10:18:04	7 Sam Madia	71	USA	14.75	4 Sam Madia	71	USA	31.30	4 John McManus	71	USA	2:46.84
Donald Ross			3:22:10	8 Oscar Harris	71	USA	14.79	5 Arvo Heininen	70	FIN	31.78	5 Len Tritsch	70	USA	2:52.49
Patrick Devine			3:26:05	<b>Heat 2 Wind Reading: 1.3</b>				6 Jim Manno	74	USA	31.88	6 Arthur Wilson	71	CAN	3:01.19
John Kolmetz			3:29:49	1 Ernst Ritter	70	GER	13.50	7 Jack Hipple	71	USA	32.29	7 Neville Sharpley	70	RSA	3:05.96
2 Great Britain			11:18:36	2 Hideya Yamazaki	70	JPN	13.64	<b>FINAL</b>				<b>1,500 Meter Run</b>			
Max Jones			3:21:15	3 Hugo Antonio				<b>Wind Reading: -6.0</b>				<b>HEATS</b>			
Reginald Femeyhough			3:54:40	4 Delgado Florez	71	PER	13.78	1 Ernst Ritter	70	GER	29.19	<b>Heat 1</b>			
James Johnston			4:02:41	5 Bruno Sobrero	74	ITA	14.18	2 Hideya Yamazaki	70	JPN	29.96	1 Walter Sauerwein	70	GER	5:47.96
3 Australia			15:11:49	6 Rudolf Ahrenkiel	74	DEN	14.24	3 Melvin Larsen	71	USA	30.05	2 John McManus	71	USA	5:50.74
Cecil Walkley			4:12:13	7 Fred O'Conner	71	AUS	14.31	4 Mike Johnston	73	AUS	30.88	3 Rune Bergman	70	SWE	5:59.93
Bruce Campbell			5:19:44	8 Arvo Heininen	70	FIN	14.90	5 Norman Baum	70	CAN	31.62	4 John Houlden	71	CAN	6:11.30
Jim Sinclair			5:39:52	9 Tom Hishon	71	AUS	14.95	- Sam Madia	71	USA	DNF	5 Josef Bruhin	70	SUI	6:15.27
<b>MEN 70</b>				<b>FINAL</b>				<b>400 Meter Dash</b>				<b>HEATS</b>			
<b>100 Meter Dash</b>				<b>Wind Reading: 2.6</b>				<b>HEATS</b>				<b>Heat 1</b>			
<b>HEATS</b>				1 Jose Luis Ubarri	71	PUR	13.13	<b>Heat 1</b>				1 Tom Hishon	71	AUS	1:08.81
<b>Heat 1 Wind Reading: 2.6</b>				2 Ernst Ritter	70	GER	13.14	1 Frank Evans	70	AUS	1:07.68	2 Jack Hipple	71	USA	1:10.33
1 Melvin Larsen	71	USA	13.51	3 John O'Neill	71	CAN	13.46	2 Toivo Vikman	70	FIN	1:10.18	3 Oscar Harris	71	USA	1:13.13
2 Gerhard Herbst	71	GER	13.76	4 Melvin Larsen	71	USA	13.46	3 Rudolf Ahrenkiel	74	DEN	1:11.58	4 Hugo Antonio			
3 Arvo Heininen	70	FIN	14.66	5 Hideya Yamazaki	70	JPN	13.63	5 Jim Manno	74	USA	1:13.64	Delgado Florez	71	PER	1:13.18
4 Jack Hipple	71	USA	14.99	6 Gerhard Herbst	71	GER	13.90	6 Christian Boye	70	NOR	1:16.07	6 Jim Manno	74	USA	1:13.64
5 Donald Dickson	70	GBR	16.85	7 Bruno Sobrero	74	ITA	14.20	7 Ming-Ti Liang	70	TPE	1:29.94	7 Christian Boye	70	NOR	1:16.07
6 John Caligiuri	73	USA	17.18	<b>200 Meter Dash</b>				8 Jose Alsina Ramirez	73	COL	1:35.16	8 Ming-Ti Liang	70	TPE	1:29.94
7 David Welsh	70	USA	18.85	<b>HEATS</b>				<b>Heat 2</b>				9 Jose Alsina Ramirez	73	COL	1:35.16
8 William Gleason	71	USA	19.11	<b>Heat 1 Wind Reading: 1.3</b>				<b>Heat 2</b>				1 Frank Evans	70	AUS	1:07.68
<b>Heat 2 Wind Reading: 3.5</b>				1 Hideya Yamazaki	70	JPN	29.64	<b>Heat 3</b>				2 Toivo Vikman	71	FIN	1:10.18
1 Hugo Antonio				2 Norman Baum	70	CAN	31.15	<b>Heat 1</b>				3 Rudolf Ahrenkiel	74	DEN	1:11.58
2 Delgado Florez	71	PER	13.64	3 Oscar Harris	71	USA	31.97	1 Mike Johnston	73	AUS	1:07.60	4 Archie Messenger	72	USA	1:13.07
3 Fred O'Conner	71	AUS	14.17	4 Jose Luis Ubarri	71	PUR	32.44	2 Norman Baum	70	CAN	1:08.40	5 Len Tritsch	70	USA	1:13.48
4 Sam Madia	71	USA	14.60	5 Tatsuya Yamaji	73	JPN	33.60	3 Rudolf Ahrenkiel	74	DEN	1:11.58	6 John J. McCarthy	73	USA	1:21.36
5 Horst Albrecht	71	GER	14.84	6 Thomas A. Miller	71	USA	36.68	4 Archie Messenger	72	USA	1:13.07	7 Henry Kuric	74	USA	1:24.15
6 Christian Boye	70	NOR	15.09	7 Henry Kuric	74	USA	37.64	5 Len Tritsch	70	USA	1:13.48	8 John J. McCarthy	73	USA	1:21.36
7 Thomas A. Miller	71	USA	15.99	8 Jose Alsina Ramirez	73	COL	39.42	6 John J. McCarthy	73	USA	1:24.15	9 Henry Kuric	74	USA	1:24.15
8 Richard Littlefield	74	USA	22.67	<b>Heat 2 Wind Reading: -2.4</b>				<b>Heat 3</b>				7 Henry Kuric	74	USA	1:24.15
<b>Heat 3 Wind Reading: 3.6</b>				1 Fred O'Conner	71	AUS	30.81	<b>Heat 1</b>				1 Mike Johnston	73	AUS	1:07.60
1 Ernst Ritter	70	GER	13.32	2 Sam Madia	71	USA	31.10	<b>Heat 2</b>				2 Norman Baum	70	CAN	1:08.40
2 Koichi Makita	71	JPN	14.30	3 Jim Manno	74	USA	31.81	<b>Heat 3</b>				3 Rudolf Ahrenkiel	74	DEN	1:11.58
3 Tom Hishon	71	AUS	14.34	4 Jack Hipple	71	USA	32.00	<b>Heat 1</b>				4 Neville Sharpley	70	RSA	1:12.55
4 Neville Sharpley	70	RSA	14.77	5 Donald Dickson	70	GBR	35.14	<b>Heat 2</b>				5 Antonio Chaina	72	ARG	1:16.58
5 Tatsuya Yamaji	73	JPN	15.08	6 John J. McCarthy	73	USA	36.89	<b>Heat 3</b>				6 Hung-Nien Peng	74	TPE	1:23.76
6 Lo-Han Lu	70	TPE	15.32	- Hugo Antonio				<b>FINAL</b>				7 Sinniah Veerasamy	72	SIN	1:24.97
7 Hung-Nien Peng	74	TPE	16.41	Delgado Florez	71	PER	DQ	<b>Heat 1</b>				1 Frank Evans	70	AUS	1:03.76
8 Jose Alsina Ramirez	73	COL	17.95	<b>Heat 3 Wind Reading: 1.6</b>				<b>Heat 2</b>				2 Mike Johnston	73	AUS	1:06.02
<b>Heat 4 Wind Reading: 1.5</b>				1 Gerhard Herbst	71	GER	29.21	<b>Heat 3</b>				3 Tom Hishon	71	AUS	1:07.97
1 Jose Luis Ubarri	71	PUR	13.43	2 Melvin Larsen	71	USA	29.47	<b>Heat 1</b>				4 Jack Hipple	71	USA	1:08.82
2 John O'Neill	71	CAN	13.62	3 Arvo Heininen	70	FIN	31.70	<b>Heat 2</b>				5 Toivo Vikman	71	FIN	1:09.04
3 Mike Johnston	73	AUS	14.20	4 Christian Boye	70	NOR	31.78	<b>Heat 3</b>				6 Rudolf Ahrenkiel	74	DEN	1:09.35
4 Rudolf Ahrenkiel	74	DEN	14.30	5 Horst Albrecht	71	GER	31.95	<b>Heat 1</b>				7 Norman Baum	70	CAN	1:09.63
5 Antonio Chaina	72	ARG	14.80	6 Koichi Makita	71	JPN	32.99	<b>Heat 2</b>				8 Rudolph Valentine	72	USA	1:16.26
6 David Rohena				7 David Welsh	70	USA	43.49	<b>Heat 3</b>				<b>800 Meter Run</b>			
7 Domenech	74	PUR	15.20	<b>Heat 4 Wind Reading: 2.3</b>				<b>HEATS</b>				<b>HEATS</b>			
8 Domenico Gramondo	74	ITA	16.48	1 Ernst Ritter	70	GER	29.80	<b>Heat 1</b>				1 Gordon McKeown	71	AUS	2:49.41
<b>Heat 5 Wind Reading: 1.9</b>				2 Mike Johnston	73	AUS	30.81	<b>Heat 2</b>				2 John McManus	71	USA	2:50.70
1 Hideya Yamazaki	70	JPN	13.64	3 Antonio Chaina	72	ARG	31.54	<b>Heat 3</b>				3 Len Tritsch	70	USA	2:54.16
2 Bruno Sobrero	74	ITA	13.99	4 Neville Sharpley	70	RSA	32.17	<b>Heat 1</b>				4 Neville Sharpley	70	RSA	3:01.61
3 Oscar Harris	71	USA	14.43	5 Rudolph Valentine	72	USA	32.31	<b>Heat 2</b>				5 Ming-Ti Liang	70	TPE	3:33.09
4 Giannis Granitsas	70	GRE	14.73	6 Lo-Han Lu	70	TPE	33.22	<b>Heat 3</b>				6 Clinton James	72	USA	3:35.79
5 Gabriel M. Vergara	72	COL	14.74	7 Jose Figueras	70	URU	33.86	<b>Heat 1</b>				<b>5,000 Meter Run</b>			
6 Jim Manno	74	USA	14.89	8 Lowell Russell	71	USA	46.84	<b>Heat 2</b>				<b>FINAL</b>			
7 Megumi Haruta	73	JPN	16.63	<b>SEMI FINALS</b>				<b>Heat 1 Wind Reading: -2.9</b>				1 John Keston	70	USA	19:37.34
8 Bruno Andreoni	74	ITA	16.68	<b>Heat 1 Wind Reading: 1.7</b>				1 Gerhard Herbst	71	GER	29.25	2 Rune Bergman	70	SWE	19:39.71
<b>SEMI FINALS</b>				2 Melvin Larsen	71	USA	13.47	2 Melvin Larsen	71	USA	29.45	3 Jim Oniel	70	USA	20:40.28
<b>Heat 1 Wind Reading: 1.7</b>				3 John O'Neill	71	CAN	13.59	3 Oscar Harris	71	USA	14.43	4 John Eccles	70	NZL	21:34.02
1 Jose Luis Ubarri	71	PUR	13.34	4 Gerhard Herbst	71	GER	13.84	4 Neville Sharpley	70	RSA	32.17	5 Soichi Tamoi	72	JPN	21:36.29
2 Melvin Larsen	71	USA	13.47	5 Mike Johnston	73	AUS	14.21	5 Rudolf Ahrenkiel	74	DEN	1:09.35	6 Jose Maria Garin	70	ESP	21:44.67
3 John O'Neill	71	CAN	13.59	6 Koichi Makita	71	JPN	14.60	6 Norman Baum	70	CAN	1:09.63	7 Gunnar Lotsberg	70	SWE	21:46.77
4 Gerhard Herbst	71	GER	13.84	7 David Welsh	70	USA	43.49	7 Arvo Heininen	70	FIN	31.78	8 Kurt Gelbhaar	72	CAN	21:55.72
5 Mike Johnston	73	AUS	14.21	<b>Heat 2 Wind Reading: 1.3</b>				<b>Heat 3</b>				9 Phil Mongillo	70	USA	22:09.34
6 Koichi Makita	71	JPN	14.60	1 Ernst Ritter	70	GER	13.50	<b>Heat 1</b>				10 Teuri Raevaara	71	FIN	22:33.96
7 Sam Madia	71	USA	14.75	2 Hideya Yamazaki	70	JPN	13.64	<b>Heat 2</b>				11 Idris Jones	71	NZL	22:36.55
8 Oscar Harris	71	USA	14.79	3 Hugo Antonio				<b>Heat 3</b>				12 Josef Imhof	71	SUI	22:57.29
<b>Heat 2 Wind Reading: 1.3</b>				4 Delgado Florez	71	PER	13.78	<b>Heat 1</b>				13 Sid Toabe	71	USA	23:06.46
1 Ernst Ritter	70	GER	13.50	5 Bruno Sobrero	74	ITA	14.18	<b>Heat 2</b>				14 Josef Bruhin	70	SUI	23:10.93
2 Hideya Yamazaki	70	JPN	13.64	6 Rudolf Ahrenkiel	74	DEN	14.24	<b>Heat 3</b>				15 John Houlden	71	CAN	23:13.46
3 Hugo Antonio				7 Fred O'Conner	71	AUS	14.31	<b>Heat 1</b>				16 Andre Suhard	71	FRA	23:15.22
4 Delgado Florez	71	PER	13.78	8 Arvo Heininen	70	FIN	14.90	<b>Heat 2</b>				17 Yip Lun Ming	73	HKG	23:29.91
5 Bruno Sobrero	74	ITA	14.18	<b>Heat 3 Wind Reading: 1.6</b>				<b>Heat 3</b>				18 A-Chun Lee	73	TPE	23:30.68
6 Rudolf Ahrenkiel	74	DEN	14.24	1 Gerhard Herbst	71	GER	29.21	<b>Heat 1</b>				19 Joseph Endrizzi	74	FRA	23:51.99
7 Fred O'Conner	71	AUS	14.31	2 Melvin Larsen	71	USA	29.45	<b>Heat 2</b>							
8 Arvo Heininen	70	FIN	14.90	3 Oscar Harris	71	USA	14.43	<b>Heat 3</b>							
<b>Heat 3 Wind Reading: 1.6</b>				4 Neville Sharpley	70	RSA	32.17	<b>Heat 1</b>							
1 Gerhard Herbst	71	GER	29.21	5 Rudolph Valentine	72	USA	32.31	<b>Heat 2</b>							
2 Melvin Larsen	71	USA	29.45	6 Lo-Han Lu	70	TPE	33.22	<b>Heat 3</b>							
3 Oscar Harris	71	USA	14.43	7 Jose Figueras	70	URU	33.86	<b>Heat 1&lt;/</b>							



Name	Age	Country	Results
20 Edward V. Buckley	73	USA	23:54.92
21 Jose Manuel Nieto Gonzalez	71	COL	24:09.10
22 Nick Corish	70	IRL	24:24.15
23 Lai-Te Huang	70	TPE	24:28.53
24 Leo Thiel	71	GER	24:30.93
25 James Johnston	72	GBR	24:36.92
26 Tom Walnut	71	USA	25:17.47
27 Charles Bauer	72	USA	25:30.10
28 Francis Albaugh	73	USA	25:46.73
29 Antonio Rodrigues	73	POR	26:00.22
30 John V. Villet	73	RSA	27:27.49
31 Ladislav Novotny	70	TCH	27:27.78
32 Hung-Nien Peng	74	TPE	27:50.44
33 Mel Munro	70	NZL	28:03.22
34 Murray McRae	72	NZL	28:36.89
35 Joe Kennedy	72	GBR	29:53.73
36 Ernst Gunkel	70	GER	31:25.74
37 Gerardo Riviello	71	AUS	32:20.47
- Allen Tyson	70	AUS	DQ

**10,000 Meter Run**

**FINAL**

1 John Keston	70	USA	40:10.55
2 Rune Bergman	70	SWE	40:16.11
3 Jim Oniel	70	USA	42:48.21
4 Lou Lodovico	71	USA	42:49.45
5 Heinrich Gutbier	71	GER	44:11.56
6 Soichi Tamoi	72	JPN	44:45.65
7 John Eccles	70	NZL	44:46.67
8 Gunnar Lotsberg	70	SWE	46:48.76
9 Sid Toabe	71	USA	46:54.51
10 Phil Mongillo	70	USA	47:02.20
11 Kurt Gebhaar	72	CAN	47:23.08
12 John Houkden	71	CAN	47:24.29
13 A-Chun Lee	73	TPE	48:41.80
14 Idris Jones	71	NZL	49:01.78
15 Teuri Rævaara	71	FIN	49:06.56
16 Joseph Enderizzi	74	FRA	50:05.09
17 Andre Suhard	71	FRA	50:25.68
18 James Johnston	72	GBR	50:26.92
19 Josef Bruhin	70	SUI	50:27.88
20 Yip Lun Ming	73	HKG	50:41.82
21 Allen Tyson	70	AUS	51:23.90
22 Antonio Rodrigues	73	POR	52:20.96
23 Leo Thiel	71	GER	52:43.41
24 Lai-Te Huang	70	TPE	53:10.79
25 Ladislav Novotny	70	TCH	53:21.67
26 Jim Sinclair	70	AUS	57:12.15
27 Joe Kennedy	72	GBR	58:18.76
28 John V. Villet	73	RSA	58:59.84
29 Edward Vivanos	74	CAN	1:00:46.90
- Tom S Jones	71	GBR	DNF
- Ernst Gunkel	70	GER	DNF
- Walter Sauerwein	70	GER	DNF
- Alfredo Morgado	70	POR	DNF
- Gordon McKeown	71	AUS	DNF
- Adriano Gomes	71	POR	DNF
- Nick Corish	70	IRL	DNF
- Bart Ross	72	USA	DNF

**5,000 Meter Race Walk**

**FINAL**

1 Len Creo	72	GBR	29:37.86
2 Robert Mimm	70	USA	29:43.36
3 John Nervetti	70	USA	29:53.39
4 Emile Alomaine	70	FRA	30:42.31
5 Ake Lundstrom	71	SWE	31:38.15
6 Peter A. Fellowes	70	CAN	32:10.79
7 Erik Johansson	70	USA	32:51.94
8 Mel Lees	72	USA	33:43.83
9 Francis Albaugh	73	USA	33:47.36
10 Jorge Newbery	74	ARG	33:49.29
11 John Levinsohn	74	USA	34:04.48
12 Jim Brown	70	USA	34:14.54
13 Masashi Noritake	71	USA	34:19.03

Name	Age	Country	Results
14 Jack Hunter	72	USA	36:01.73
15 Georges Damloup	71	FRA	38:24.14
16 Ken Kawasaki	70	JPN	38:31.13
17 Jose Manuel Nieto Gonzalez	71	COL	39:16.12
18 Lai-Te Huang	70	TPE	40:12.54
- Robert Davidson	72	USA	DQ
- Gunther Lindgren	72	SWE	DQ
- Carlo Bomba	73	ITA	DQ

**80 Meter High Hurdles 30"**

**HEATS**

**Heat 1 Wind Reading: -3.6**

1 Albertus H.A Van Zyl	72	RSA	15.11
2 Fred O'Conner	71	AUS	16.44
3 Walter Dahlin	74	USA	17.85
4 Axel Magnusson	74	SWE	17.86
5 Havard Lund	71	NOR	18.22

**Heat 2 Wind Reading: -4.6**

1 Edwin Lukens	73	USA	15.32
2 Juji Tanaka	72	JPN	15.43
3 Horst Albrecht	71	GER	16.32
4 Helmer Heinonen	74	FIN	18.14
5 Gunther Lindgren	72	SWE	19.99

**FINAL**

Wind Reading: -7.1			
1 Albertus H.A Van Zyl	72	RSA	14.98
2 Edwin Lukens	73	USA	15.35
3 Fred O'Conner	71	AUS	15.70
4 Juji Tanaka	72	JPN	15.71
5 Horst Albrecht	71	GER	16.83
6 Helmer Heinonen	74	FIN	16.86
7 Axel Magnusson	74	SWE	19.32
8 Walter Dahlin	74	USA	21.11-7.1

**300 Meter Int Hurdles 30"**

**FINAL**

1 Fred O'Conner	71	AUS	55.60
2 Albertus H.A Van Zyl	72	RSA	55.97
3 Jose Maria Garin	70	ESP	59.14
4 Horst Albrecht	71	GER	1:03.44
5 Kjell Egge	70	NOR	1:06.17
6 Gunther Lindgren	72	SWE	1:07.40
- Donald Dickson	70	GBR	DNF
- Les Williams	73	GBR	DNF

**2,000 Meter Steeplechase**

**FINAL**

1 John Eccles	70	NZL	8:47.71
2 Jose Maria Garin	70	ESP	9:05.80
3 Soichi Tamoi	72	JPN	9:11.14
4 Idris Jones	71	NZL	9:29.78
5 Allen Tyson	70	AUS	10:01.22
6 Nick Corish	70	IRL	10:55.72
7 Henry Kuric	74	USA	11:05.77
8 Don Farquharson	70	CAN	11:58.43

**4x100 Meter Relay**

1 <b>Australia</b>			<b>56.55</b>
Tom Hishon	71		
Mike Johnston	73		
Frank Evans	70		
Fred O'Conner	71		
2 <b>United States</b>			<b>57.38</b>
Melvin Larsen	71		
Sam Madia	71		
Jim Manno	74		
Oscar Harris	71		

Name	Age	Country	Results
3 <b>Germany</b>			<b>57.58</b>
Horst Albrecht	71		
Gerhard Windolf	71		
Gerhard Herbst	71		
Ernst Ritter	70		
4 <b>Japan</b>			<b>1:01.06</b>
Koichi Makita	71		
Juji Tanaka	72		
Zenjiro Nakashio	72		
Hideya Yamazaki	70		

**4x400 Meter Relay**

1 <b>Australia</b>			<b>4:40.61</b>
Tom Hishon	71		
Fred O'Conner	71		
Mike Johnston	73		
Frank Evans	70		
2 <b>United States</b>			<b>4:55.58</b>
Rudolph Valentine	72		
Jim Manno	74		
Len Tritsch	70		
Jack Hipple	71		
3 <b>Finland</b>			<b>6:02.43</b>
Arvo Heininen	70		
Olavi Pietila	74		
Lasse Taiminen	71		
Reino Taskinen	79		

**High Jump**

**FINAL**

1 Gerhard Windolf	71	GER	1.40m
2 George Leece	70	GBR	1.36m
2 Pedro Gregorio	71	BRA	1.36m
4 Albertus H.A Van Zyl	72	RSA	1.32m
5 Edwin Lukens	73	USA	1.32m
6 Frederick E. Hirsimaki	70	USA	1.28m
6 Kenneth Gorshkow	74	EST	1.28m
8 Havard Lund	71	NOR	1.28m
9 Walter Dahlin	74	USA	1.28m
10 Siegfried Straube	72	GER	1.24m
11 Helmer Heinonen	74	FIN	1.20m
12 James K. Johnson	73	USA	1.12m
- Henry Kuric	74	USA	NH
- Axel Magnusson	74	SWE	NH

**Pole Vault**

**FINAL**

1 William Bell	73	USA	3.10m
2 Don Grosh	70	USA	2.80m
3 John Cleveland	70	USA	2.80m
4 Boo Morcom	74	USA	2.70m
5 James K. Johnson	73	USA	2.20m
6 Lasse Taiminen	71	FIN	2.20m
7 Frederick E. Hirsimaki	70	USA	2.20m
8 Thomas De Vaughn	72	USA	2.10m
9 Al Palmer	72	USA	1.40m
- Nick Corish	70	IRL	NH
- Anselmo Compri	70	ITA	NH
- Jim Smith	73	USA	NH

**Long Jump**

**FINAL**

1 Melvin Larsen	71	USA	4.57m-1.9
2 Juji Tanaka	72	JPN	4.51m-0.9
3 Edwin Lukens	73	USA	4.35m-0.7
4 Bruno Sobrero	74	ITA	4.32m 0.0
5 Arvo Heininen	70	FIN	4.31m-0.9
6 Fred O'Conner	71	AUS	4.27m-2.7
7 Aatos Sainio	70	FIN	4.27m-0.8
8 Rudolf Ahrenkiel	74	DEN	4.08m-1.7
9 Horst Albrecht	71	GER	4.04m-1.3
10 Pedro Gregorio	71	BRA	4.01m-2.8
11 Gerhard Windolf	71	GER	3.98m-2.4
12 Lasse Taiminen	71	FIN	3.95m-2.1

Name	Age	Country	Results
13 Albertus H.A Van Zyl	72	RSA	3.91m-1
14 Oscar Harris	71	USA	3.83m 0
15 Vladimir Korenkov	72	RUS	3.80m-1
16 Federico Zuniga Lazo	70	PER	3.67m-2
17 Tatsuya Yamaji	73	JPN	3.55m-2
18 Paul Kuhn	70	GER	3.50m-1
19 James K. Johnson	73	USA	3.33m-2
20 Bruno Andreoni	74	ITA	3.32m-2
21 Artur Pfeifer	71	GER	2.90m-2
22 David Welsh	70	USA	2.76m-1
23 David Roehna Domenech	74	PUR	2.09m-2
- Jose Luis Ubarri	71	PUR	ND NW

**Triple Jump**

**FINAL**

1 Edwin Lukens	73	USA	9.76m 2
2 Juji Tanaka	72	JPN	9.61m-1
3 Aatos Sainio	70	FIN	9.52m 2
4 George Leece	70	GBR	9.30m-0
5 Pedro Gregorio	71	BRA	8.81m 1
6 Bruno Sobrero	74	ITA	8.54m 1
7 Horst Albrecht	71	GER	8.24m 3
8 Frederick E. Hirsimaki	70	USA	7.98m 1
9 Olli Aura	72	FIN	7.77m 2
10 Bruno Andreoni	74	ITA	7.71m 1
11 Olavi Pietila	74	FIN	7.56m-2
12 Jouni Tuisku	74	FIN	7.13m-1

**Shot Put 4 kg**

**FINAL**

1 Arnold Randma	70	EST	13.43m
2 Erik Eriksson	71	FIN	13.32
3 Pauli Tuisala	70	FIN	12.76
4 Garry Bachmann	73	CAN	12.45
5 Elof Viklund	74	SWE	12.20
6 Bill Bangert	71	USA	11.95
7 Valto Makela	72	FIN	11.71
8 Felixs Jekabsons	72	AUS	11.35
9 Charles Covino	71	USA	11.22
10 Kristian Kjaer	71	DEN	10.27
11 Paul Kuhn	70	GER	10.25
12 Johannes Visser	70	RSA	10.03
13 Johannes Booyesen	74	RSA	9.93
14 Friedrich Kuhn	72	GER	9.68
15 Kenneth Gorshkow	74	EST	9.31
16 William Russo	72	USA	9.18
17 Artur Pfeifer	71	GER	8.63
18 Max Carr	73	NZL	8.47
19 Tirok Singh	70	IND	8.35
20 Jacob Stein	71	USA	8.34
21 Gabriel M. Vergara	72	COL	8.19
22 Georges Damloup	71	FRA	7.73
23 Masanori Kai	70	JPN	6.87

**Discus Throw 1 kg**

**FINAL**

1 Kauko Jouppila	74	FIN	38.96
2 Pauli Tuisala	70	FIN	38.42
3 Arnold Randma	70	EST	37.80
4 Bill Bangert	71	USA	35.34
5 Felixs Jekabsons	72	AUS	34.76
6 Victor Jonsson	71	SWE	33.80
7 Arthur Dreher	73	GER	33.78
8 Karl Pavaars	70	CAN	33.52
9 Marcel Barby	72	FRA	31.58
10 Jacob Stein	71	USA	31.42
11 Garry Bachmann	73	CAN	30.40
12 Johannes Visser	70	RSA	30.20
13 John J. McCarthy	73	USA	29.72
14 Kristian Kjaer	71	DEN	29.06
15 Federico Zuniga Lazo	70	PER	28.94
16 Charles Covino	71	USA	27.82
17 Johannes Booyesen	74	RSA	27.56
18 Havard Lund	71	NOR	27.12

Name	Age	Country	Results	Name	Age	Country	Results	Name	Age	Country	Results	Name	Age	Country	Results
19 Walter Kupper	72	BRA	26.84m	3 Fred O'Conner		AUS	6667	9 Bruno Sobrero		ITA	5263	15 Yoshitaka Tatsuta		JPN	4267
20 William Russo	72	USA	26.44m	100	14.58	814	w: NWI	100	14.39	845	w: NWI	100	16.06	584	w: NWI
21 Max Carr	73	NZL	25.52m	LJ	4.14m	809	w: 0.6	LJ	4.35m	893	w: 0.6	LJ	3.55m	582	w: 1.5
22 Gabriel M. Vergara	72	COL	25.52m	SP	9.10m	709		SP	9.92m	785		SP	8.01m	609	
23 Bruno Andreoni	74	ITA	24.52m	HJ	1.25m	740		HJ	1.25m	740		HJ	1.07m	504	
24 Siegfried Straube	72	GER	22.92m	400	1:18.08	519		400	1:17.42	537		400	1:28.21	274	
25 Jose Fialho	71	POR	21.90m	80HH	15.28	805	w: 4.3	80HH	17.08	606	w: 2.4	80HH	18.19	496	w: 4.3
26 Andre Pierre Gaboret	74	FRA	20.62m	DT	28.38m	652		DT	26.12m	589		DT	21.38m	458	
27 Noel Charles				PV	2.00m	480		PV	1.50m	268		PV	1.60m	307	
Feierabend	71	NZL	20.22m	JT	29.60m	690		JT	ND	0		JT	21.22m	453	
28 Robert Davidson	72	USA	17.76m	1500	7:23.02	449		1500	NT	0		1500	NT	0	
<b>Hammer Throw 4 kg</b>				<b>FINAL</b>				<b>FINAL</b>				<b>FINAL</b>			
1 Max Carr	73	NZL	43.54m	4 Frederick E. Hirsimaki		USA	6333	10 Boo Morcom		USA	5021	16 Jonathan Hutchinson		USA	2815
2 Alfio Surza	73	ITA	42.18m	100	15.94	601	w: NWI	100	17.17	434	w: NWI	100	19.39	195	w: NWI
3 Felix Jekabsons	72	AUS	41.12m	LJ	3.76m	661	w: 0.4	LJ	3.85m	695	w: 1.2	LJ	2.75m	313	w: 1.4
4 Bror Wendelin	71	FIN	41.08m	SP	9.96m	789		SP	8.21m	628		SP	6.53m	475	
5 Marcel Batby	72	FRA	40.42m	HJ	1.22m	705		HJ	1.28m	785		HJ	NH	0	
6 Kurt Herrmann	71	GER	38.86m	400	1:22.29	409		400	1:31.69	207		400	1:33.47	175	
7 Walter Kupper	72	BRA	38.22m	80HH	15.35	797	w: 2.4	80HH	20.66	290	w: 4.3	80HH	NT	0	
8 Arthur Dreher	73	GER	37.88m	DT	27.30m	622		DT	27.80m	636		DT	22.48m	488	
9 Max Rudolph	74	CHI	37.46m	PV	2.30m	623		PV	2.75m	849		PV	1.80m	391	
10 Johannes Visser	70	RSA	35.60m	JT	27.80m	638		JT	22.82m	497		JT	19.30m	399	
11 Kristian Kjaer	71	DEN	34.58m	1500	7:12.86	488		1500	NT	0		1500	7:42.51	379	
12 Valto Makela	72	FIN	33.72m	<b>5 Pierre Darrot</b>				<b>5 Pierre Darrot</b>				<b>5 Pierre Darrot</b>			
13 Antonio Chaina	72	ARG	32.22m	100	15.27	703	w: NWI	100	17.28	420	w: NWI	100	17.28	420	w: NWI
14 Bill Bangert	71	USA	31.50m	LJ	3.67m	628	w: 0.9	LJ	3.18m	453	w: 0.8	LJ	3.18m	453	w: 0.8
15 Jacob Stein	71	USA	31.12m	SP	9.74m	769		SP	7.86m	596		SP	7.86m	596	
16 Andre Pierre Gaboret	74	FRA	21.58m	HJ	1.19m	661		HJ	1.04m	472		HJ	1.04m	472	
17 Jose Fialho	71	POR	18.90m	400	1:17.16	545		400	1:17.75	528		400	1:17.75	528	
18 Georges Damloup	71	FRA	18.82m	80HH	18.18	497	w: 4.3	80HH	20.85	276	w: 2.4	80HH	20.85	276	w: 2.4
Zenjiro Nakashio	72	JPN	FOUL	DT	27.14m	618		DT	24.86m	554		DT	24.86m	554	
<b>Javelin Throw 600g</b>				JT	1.70m	350		JT	1.30m	193		JT	25.00m	559	
<b>FINAL</b>				JT	24.28m	538		JT	19.18m	396		JT	19.30m	399	
1 Erik Eriksson	71	FIN	43.24m	1500	7:16.99	472		1500	6:11.15	756		WT	14.46m	867	
2 Alpo Yli-Luopa	72	SWE	41.62m	<b>6 Federico Zuniga Lazo</b>				<b>6 Federico Zuniga Lazo</b>				<b>6 Federico Zuniga Lazo</b>			
3 Havard Lund	71	NOR	32.90m	100	15.79	624	w: NWI	100	15.04	738	w: NWI	100	15.04	738	w: NWI
4 Arthur Dreher	73	GER	31.64m	LJ	3.73m	650	w: 0.9	LJ	4.17m	821	w: 1.0	LJ	4.17m	821	w: 1.0
5 Charles Pistorino	72	USA	31.38m	SP	9.03m	703		SP	7.84m	594		SP	7.84m	594	
6 Jacob Stein	71	USA	30.76m	HJ	1.22m	705		HJ	1.16m	619		HJ	1.16m	619	
7 Friedrich Kuhn	72	GER	29.16m	400	1:21.08	439		400	1:22.95	393		400	1:22.95	393	
8 Edwin Lukens	73	USA	28.34m	80HH	19.63	369	w: 2.4	80HH	16.26	693	w: 4.3	80HH	16.26	693	w: 4.3
9 Aatos Sainio	70	FIN	28.24m	DT	27.02m	614		DT	20.46m	433		DT	20.46m	433	
10 Siegfried Straube	72	GER	26.98m	PV	1.50m	268		PV	1.70m	350		PV	1.70m	350	
11 Charles Covino	71	USA	25.20m	JT	22.94m	501		JT	ND	0		JT	ND	0	
12 Jim Glassco	70	USA	24.32m	1500	6:46.31	597		1500	NT	0		1500	NT	0	
13 John J. McCarthy	73	USA	24.24m	<b>7 Kjell Egge</b>				<b>7 Kjell Egge</b>				<b>7 Kjell Egge</b>			
14 Kristian Kjaer	71	DEN	20.44m	100	16.96	461	w: NWI	100	17.71	368	w: NWI	100	17.71	368	w: NWI
Jouni Tuisku	74	FIN	FOUL	LJ	3.76m	661	w: 0.6	LJ	3.10m	427	w: -1.9	LJ	3.10m	427	w: -1.9
<b>Decathlon</b>				SP	7.43m	557		SP	10.10m	802		SP	10.10m	802	
1 Gerhard Windolf		GER	6844	HJ	1.19m	661		HJ	1.28m	785		HJ	1.28m	785	
100	15.31	697	w: NWI	400	1:18.54	506		400	1:43.18	46		400	1:43.18	46	
LJ	4.31m	878	w: 1.1	80HH	19.99	341	w: 4.3	80HH	17.64	548	w: 4.3	80HH	17.64	548	w: 4.3
SP	10.13m	804		DT	25.84m	581		DT	27.46m	626		DT	27.46m	626	
HJ	1.42m	992		PV	2.10m	527		PV	1.60m	307		PV	1.60m	307	
400	1:19.13	490		JT	19.42m	403		JT	30.96m	729		JT	30.96m	729	
80HH	15.55	773	w: 2.4	1500	6:35.56	644		1500	NT	0		1500	NT	0	
DT	25.94m	584		<b>8 Albertus H.A. Van Zyl</b>				<b>8 Albertus H.A. Van Zyl</b>				<b>8 Albertus H.A. Van Zyl</b>			
PV	2.40m	671		100	14.77	782	w: NWI	100	15.31	697	w: NWI	100	15.31	697	w: NWI
JT	23.92m	528		LJ	3.94m	729	w: 0.9	LJ	3.59m	597	w: 0.9	LJ	3.59m	597	w: 0.9
1500	7:28.97	427		SP	9.30m	728		SP	8.39m	645		SP	8.39m	645	
<b>2 Pekka Penttila</b>				HJ	1.22m	705		HJ	1.04m	472		HJ	1.04m	472	
100	15.28	701	w: NWI	400	1:29.84	242		400	1:18.55	506		400	1:18.55	506	
LJ	4.10m	792	w: 1.1	80HH	14.64	882	w: 2.4	80HH	18.94	428	w: 2.4	80HH	18.94	428	w: 2.4
SP	10.18m	809		DT	29.38m	681		DT	21.62m	465		DT	21.62m	465	
HJ	1.22m	705		PV	2.10m	527		PV	2.20m	573		PV	2.20m	573	
400	1:15.52	592		JT	FOUL	0		JT	ND	0		JT	ND	0	
80HH	16.24	695	w: 4.3	1500	NT	0		1500	NT	0		1500	NT	0	
DT	24.34m	540		<b>13 Havard Lund</b>				<b>13 Havard Lund</b>				<b>13 Havard Lund</b>			
PV	2.50m	722		100	16.96	461	w: NWI	100	17.71	368	w: NWI	100	17.71	368	w: NWI
JT	30.78m	724		LJ	3.76m	661	w: 0.6	LJ	3.10m	427	w: -1.9	LJ	3.10m	427	w: -1.9
1500	7:13.95	484		SP	7.43m	557		SP	10.10m	802		SP	10.10m	802	
<b>Weight Pentathlon</b>				HJ	1.19m	661		HJ	1.28m	785		HJ	1.28m	785	
1 Erik Eriksson		FIN	4262	400	1:18.54	506		400	1:43.18	46		400	1:43.18	46	
HT	34.66m	731		80HH	19.99	341	w: 4.3	80HH	17.64	548	w: 4.3	80HH	17.64	548	w: 4.3
SP	12.31m	1008		DT	25.84m	581		DT	27.46m	626		DT	27.46m	626	
DT	28.14m	645		PV	2.10m	527		PV	1.60m	307		PV	1.60m	307	
JT	40.68m	1013		JT	19.42m	403		JT	30.96m	729		JT	30.96m	729	
WT	14.42m	865		1500	6:35.56	644		1500	NT	0		1500	NT	0	
2 Felix Jekabsons		AUS	4135	<b>14 Mamoru Ussami</b>				<b>14 Mamoru Ussami</b>				<b>14 Mamoru Ussami</b>			
HT	40.16m	873		100	14.77	782	w: NWI	100	15.31	697	w: NWI	100	15.31	697	w: NWI
SP	11.97m	976		LJ	3.94m	729	w: 0.9	LJ	3.59m	597	w: 0.9	LJ	3.59m	597	w: 0.9
DT	35.66m	860		SP	9.30m	728		SP	8.39m	645		SP	8.39m	645	
JT	25.00m	559		HJ	1.22m	705		HJ	1.04m	472		HJ	1.04m	472	
WT	14.46m	867		400	1:29.84	242		400	1:18.55	506		400	1:18.55	506	
3 Johannes Visser		RSA	3845	80HH	14.64	882	w: 2.4	80HH	18.94	428	w: 2.4	80HH	18.94	428	w: 2.4
HT	37.02m	792		DT	29.38m	681		DT	21.62m	465		DT	21.62m	465	
SP	10.18m	809		PV	2.10m	527		PV	2.20m	573		PV	2.20m	573	
DT	31.82m	750		JT	FOUL	0		JT	ND	0		JT	ND	0	
JT	32.20m	765		1500	NT	0		1500	NT	0		1500	NT	0	
WT	12.46m	729		<b>15 Max Carr</b>				<b>15 Max Carr</b>				<b>15 Max Carr</b>			
4 Arthur Dreher		GER	3783	100	14.77	782	w: NWI	100	15.31	697	w: NWI	100	15.31	697	w: NWI
HT	32.92m	687		LJ	3.94m	729	w: 0.9	LJ	3.59m	597	w: 0.9	LJ	3.59m	597	w: 0.9
SP	10.17m	808		SP	9.30m	728		SP	8.39m	645		SP	8.39m	645	
DT	30.76m	720		HJ	1.22m	705		HJ	1.04m	472		HJ	1.04m	472	
JT	29.90m	698		400	1:29.84	242		400	1:18.55	506		400	1:18.55	506	
WT	14.50m	870		80HH	14.64	882	w: 2.4	80HH	18.94	428	w: 2.4	80HH	18.94	428	w: 2.4
5 Bill Bangert		USA	3673	DT	29.38m	681		DT	21.62m	465		DT	21.62m	465	
HT	31.68m	656		PV	2.10m	527		PV	2.20m	573					

Name	Age	Country	Results
9 Charles Covino		USA	3370
HT	30.58m	628	
SP	10.57m	846	
DT	29.54m	685	
JT	25.68m	578	
WT	11.06m	633	
10 Alfio Surza		ITA	3324
HT	39.58m	858	
SP	8.19m	626	
DT	27.28m	622	
JT	26.90m	613	
WT	10.64m	605	
11 Kristian Kjær		DEN	3319
HT	33.46m	701	
SP	9.72m	767	
DT	29.58m	686	
JT	20.88m	443	
WT	12.36m	722	
12 Marcel Barby		FRA	3297
HT	37.90m	815	
SP	9.36m	734	
DT	32.62m	773	
JT	17.34m	345	
WT	11.02m	630	
13 Kurt Herrmann		GER	3181
HT	36.38m	776	
SP	8.17m	624	
DT	23.00m	503	
JT	22.90m	499	
WT	13.18m	779	
14 Peder Nielsen		CAN	2961
HT	26.22m	518	
SP	8.06m	614	
DT	31.10m	729	
JT	20.30m	427	
WT	11.64m	673	
15 Jacob Stein		USA	2865
HT	25.38m	497	
SP	7.65m	577	
DT	29.02m	671	
JT	29.76m	694	
WT	8.00m	426	
16 Siegfried Straube		GER	2393
HT	18.20m	318	
SP	8.01m	609	
DT	22.32m	484	
JT	24.22m	537	
WT	8.30m	445	
17 Zenjiro Nakashio		JPN	2359
HT	22.60m	427	
SP	8.89m	690	
DT	23.02m	503	
JT	16.14m	313	
WT	8.02m	426	
18 Andre Pierre Gaboret		FRA	2169
HT	21.54m	401	
SP	7.01m	519	
DT	23.24m	509	
JT	17.38m	346	
WT	7.52m	394	

**Cross Country**

1 Rune Bergman	70	SWE	43:20
2 John Keston	70	USA	44:28
3 Heinrich Gutbier	71	GER	45:22
4 John Eccles	70	NZL	45:50
5 Walter Sauerwein	70	GER	46:15
6 Kurt Gelbhaar	72	CAN	46:52
7 Jim O'Neil	70	USA	47:03
8 Gunnar Lotsberg	70	SWE	47:23
9 Gordon McKeown	71	AUS	49:12
10 Adriano Gomes	71	POR	49:50
11 Lage Carlson	70	SWE	50:25

Name	Age	Country	Results
12 John Houlden	71	CAN	50:57
13 Walther Bendandi	70	ITA	51:44
14 Edward V. Buckley	73	USA	52:26
15 Yip Lun Ming	73	HKG	52:30
16 Josef Bruhin	70	SUI	52:32
17 Idris Jones	71	NZL	52:45
18 Peter A. Fellowes	70	CAN	53:44
19 Alfredo Morgado	70	POR	53:51
20 James Johnston	72	GBR	53:51
21 Allen Tyson	70	AUS	54:32
22 Robert McIntyre	74	USA	56:00
23 Lai-Te Huang	70	TPE	56:19
24 Antonio Rodrigues	73	POR	56:34
25 Andre Suhard	71	FRA	58:08
26 Nick Corish	70	IRL	58:31
27 Leo Thiel	71	GER	58:57
28 Jim Sinclair	70	AUS	1:01:25
29 Francois Genadry	72	LIB	1:02:52
30 Mel Munro	70	NZL	1:04:39
31 Murray McRae	72	NZL	1:05:06
32 Hung-Nien Peng	74	TPE	1:06:19
33 Don Farquharson	70	CAN	1:06:22
34 Edward Vivancos	74	CAN	1:06:46
35 Georges Damloup	71	FRA	1:08:38
36 Gerardo Rivello	71	AUS	1:11:44
37 Lowell Russell	71	USA	1:16:34
38 Jim Glasco	70	USA	1:17:48

**Cross Country Team**

1 Sweden	2:21:08
Rune Bergman	43:20
Gunnar Lotsberg	47:23
Lage Carlson	50:25
2 United States	2:23:57
John Keston	44:28
Jim O'Neil	47:03
Edward V. Buckley	52:26
3 Germany	2:30:34
Heinrich Gutbier	45:22
Walter Sauerwein	46:15
Leo Thiel	58:57
4 Canada	2:31:33
Kurt Gelbhaar	46:52
John Houlden	50:57
Peter A. Fellowes	53:44
5 Portugal	2:40:15
Adriano Gomes	49:50
Alfredo Morgado	53:51
Antonio Rodrigues	56:34
M	70
6 New Zealand	2:43:14
John Eccles	45:50
Idris Jones	52:45
Mel Munro	1:04:39
7 Australia	2:45:09
Gordon McKeown	49:12
Allen Tyson	54:32
Jim Sinclair	1:01:25

**20 km Road Walk**

1 Robert Mimm	70	USA	2:10:12
2 Len Creo	72	GBR	2:10:20
3 Carlo Bomba	73	ITA	2:12:15
4 Ake Lundstrom	71	SWE	2:16:46
5 Emile Alomaine	70	FRA	2:18:42
6 Erik Johansson	70	USA	2:21:43
7 Mel Lees	72	USA	2:26:03
8 Masashi Noritake	71	USA	2:26:47
9 Len Scheer	70	USA	2:32:34
10 Jorge Newbery	74	ARG	2:34:28
11 Jim Brown	70	USA	2:35:49
12 Jack Hunter	72	USA	2:40:11
13 Ralph Driscoll	71	USA	2:41:35
14 Dan MaRzanno	72	USA	3:11:41

Name	Age	Country	Results
<b>20 km Road Walk Team</b>			
1 United States			6:57:58
Robert Mimm			2:10:12
Erik Johansson			2:21:43
Mel Lees			2:26:03

**Marathon**

1 Heinrich Gutbier	71	GER	3:32:21
2 Anthony Napoli	74	USA	3:32:50
3 Teuri Raevaara	71	FIN	3:36:19
4 Reginald Ferneyhough	71	GBR	3:54:40
5 Josef Bruhin	70	SUI	4:02:14
6 James Johnston	72	GBR	4:02:41
7 Kristian Skarsvag	72	NOR	4:13:15
8 Phil Mongillo	70	USA	4:13:26
9 Alfredo Morgado	70	POR	4:14:41
10 Yip Lun Ming	73	HKG	4:19:07
11 A-Chun Lee	73	TPE	4:19:39
12 Joseph Endrizzi	74	FRA	4:24:01
13 Donald McWilliams	71	USA	4:24:14
14 Fumiya Takuma	74	JPN	4:29:03
15 Desideri Valdes			
Alcanar	72	MEX	4:34:21
16 Leo Thiel	71	GER	5:06:24
17 Lai-Te Huang	70	TPE	5:13:15
18 Georges Damloup	71	FRA	5:23:52
19 Ernst Gunkel	70	GER	5:30:09
20 Jim Sinclair	70	AUS	5:39:52
21 Don McNelly	74	USA	5:41:04

**Marathon Team**

1 United States	12:10:30
Anthony Napoli	3:32:50
Phil Mongillo	4:13:26
Donald McWilliams	4:24:14
2 Germany	14:08:54
Heinrich Gutbier	3:32:21
Leo Thiel	5:06:24
Ernst Gunkel	5:30:09

**MEN 75**

**100 Meter Dash**

HEATS			
<b>Heat 1 Wind Reading: 2.7</b>			
1 Giuseppe Marabotti	79	ITA	14.38
2 Ed Matthews	75	USA	15.03
3 Aate Lehtimaki	76	FIN	15.93
4 Yoshio Matoba	75	JPN	15.99
5 Angelo Oliver	75	USA	17.39
6 Leo McEvoy	75	USA	18.77
<b>Heat 2 Wind Reading: 2.0</b>			
1 Ugo Sansonetti	76	ITA	14.37
2 Milton Silverstein	75	USA	14.49
3 Roderick Parker	76	USA	14.66
4 Leicester Farmer	75	USA	15.38
5 Einar Flydahl	79	NOR	16.85
6 Ted T. Yenari	75	USA	16.90
7 Ching-Chih Lin	76	TPE	17.01
<b>Heat 3 Wind Reading: NW1</b>			
1 Walter Rennschuh	76	GER	15.29
2 Alvin Monen	76	GBR	15.66
3 Cecil Paul	75	CAN	15.84
4 Chisanthos Biliyothsx	79	GRE	16.57
5 Gorkal S. Moorthy	76	IND	17.16
<b>Heat 4 Wind Reading: 2.5</b>			
1 Bill Weinacht	78	USA	14.62
2 Friedrich Meyer	78	GER	14.90
3 Art Obokata	76	CAN	15.75
4 Francisco Colon	79	PUR	17.08
5 Albert Fairchild	77	USA	17.51
6 Antonio Echeverri			
Arang	78	COL	18.41

Name	Age	Country	Results
<b>FINAL</b>			
<b>Wind Reading: -3.0</b>			
1 Ugo Sansonetti	76	ITA	14.89
2 Giuseppe Marabotti	79	ITA	15.01
3 Milton Silverstein	75	USA	15.02
4 Roderick Parker	76	USA	15.07
5 Bill Weinacht	78	USA	15.32
6 Friedrich Meyer	78	GER	15.63
7 Ed Matthews	75	USA	15.88
8 Walter Rennschuh	76	GER	16.17

**200 Meter Dash**

HEATS			
<b>Heat 1 Wind Reading: -5.0</b>			
1 Milton Silverstein	75	USA	31.62
2 Roderick Parker	76	USA	31.66
3 Friedrich Meyer	78	GER	33.96
4 Chisanthos Biliyothsx	79	GRE	35.72
5 Ching-Chih Lin	76	TPE	36.87
6 Antonio Echeverri			
Arang	78	COL	39.81
<b>Heat 2 Wind Reading: -6.5</b>			
1 Ugo Sansonetti	76	ITA	32.29
2 Art Obokata	76	CAN	35.27
3 Cecil Paul	75	CAN	35.79
4 Gorkal S. Moorthy	76	IND	37.85
5 Einar Flydahl	79	NOR	38.23
<b>Heat 3 Wind Reading: -4.0</b>			
1 Giuseppe Marabotti	79	ITA	32.67
2 Ed Matthews	75	USA	32.84
3 John Means	75	USA	34.69
4 Yoshio Matoba	75	JPN	35.00
5 Alvin Monen	76	GBR	36.88
6 Swaransingh Sohail	78	IND	40.94

FINAL			
<b>Wind Reading: -5.1</b>			
1 Milton Silverstein	75	USA	31.34
2 Roderick Parker	76	USA	31.59
3 Giuseppe Marabotti	79	ITA	31.84
4 Ed Matthews	75	USA	32.74
5 Friedrich Meyer	78	GER	33.78
6 Art Obokata	76	CAN	34.44
7 John Means	75	USA	34.77

FINAL			
<b>Wind Reading: -5.1</b>			
1 Milton Silverstein	75	USA	31.34
2 Roderick Parker	76	USA	31.59
3 Giuseppe Marabotti	79	ITA	31.84
4 Ed Matthews	75	USA	32.74
5 Friedrich Meyer	78	GER	33.78
6 Art Obokata	76	CAN	34.44
7 John Means	75	USA	34.77

**400 Meter Dash**

HEATS			
<b>Heat 1</b>			
1 John Alexander	75	USA	1:12.6
2 John Means	75	USA	1:23.0
3 Swaransingh Sohail	78	IND	1:26.1
4 Gorkal S. Moorthy	76	IND	1:26.2
5 Antonio Echeverri			
Arang	78	COL	1:27.2
6 Aimo Virolainen	75	FIN	1:28.1
<b>Heat 2</b>			
1 Roderick Parker	76	USA	1:11.1
2 Bob Matteson	79	USA	1:20.0
3 Jack Stevens	78	AUS	1:23.0
4 Chisanthos Biliyothsx	79	GRE	1:24.0
5 Eugen Eble	78	GER	1:30.0
6 Cameron Hutcheson	75	USA	1:38.0

FINAL			
<b>Heat 1</b>			
1 John Alexander	75	USA	1:09.0
2 Roderick Parker	76	USA	1:10.0
3 Bob Matteson	79</		

Name	Age	Country	Results	Name	Age	Country	Results	Name	Age	Country	Results	Name	Age	Country	Results								
<b>800 Meter Run</b>				9	Casimiro Cardoso	77	POR	55:17.06	2	Australia		6:21.04	12	Gordon Nordgren	76	USA	8.90m						
<b>HEATS</b>				10	Gosta Andersson	75	SWE	56:45.71		Leonard Foulser	80		13	Mart Neumann	75	EST	8.83m						
<b>Heat 1</b>				11	Les Leyland	78	CAN	59:37.37		Andy Smith	80		14	Kurt Werner	76	GER	8.80m						
1	Emiel Pauwels	76	BEL	2:59.89	12	Eugen Eble	78	GER	1:00:22.10		Jack Stevens	78		15	Cameron Hutcheson	75	USA	8.75m					
2	Joseph Botha	75	RSA	3:00.83	13	Manuel Paiva	77	POR	1:06:14.70		George McGrath	75		16	Theo Presser	77	GER	8.74m					
3	Antonio Echeverri				14	Alberto Costa	76	CHI	1:07:39.60				17	Roy Foley	78	AUS	8.69m						
	Arang	78	COL	3:25.64	15	Denman Stanfield	76	USA	1:09:18.00				18	Ernesto Gundlach	77	CHI	8.05m						
4	Jack Stevens	78	AUS	3:28.97		Emiel Pauwels	76	BEL	DNF				19	Angelo Oliver	75	USA	8.01m						
5	Danforth Geer	75	USA	3:36.16	<b>5,000 Meter Race Walk</b>								20	Osmo Hiekkänen	79	FIN	7.67m						
<b>Heat 2</b>													21	Chrisanthos Biliorytzis	79	GRE	7.53m						
1	Bob Matteson	79	USA	3:12.70	<b>FINAL</b>								22	Robert Stone	75	USA	6.13m						
2	Otto Ludzuweit	78	GER	3:13.77	1	Reidar Jordell	77	NOR	33:17.05	<b>High Jump</b>				<b>Discus Throw 1 kg</b>									
3	George McGrath	75	AUS	3:14.18	2	Tim Dyas	75	USA	33:19.34	<b>FINAL</b>				<b>FINAL</b>									
4	Aimo Virolainen	75	FIN	3:15.17	3	Herb Appell	76	USA	33:20.17	1	Takuro Miura	77	JPN	1.26m	1	Ola Gjøl	75	NOR	38.06m				
5	Eugen Eble	78	GER	3:38.01	4	Bill Tallmadge	79	USA	34:12.99	2	Orval Gillett	76	USA	1.26m	2	Philipp Frech	75	GER	37.46m				
<b>FINAL</b>				5	Joseph Bouillon	76	FRA	34:18.24	3	Emmerich Zensch	75	AUT	1.22m	3	Taavi Tulonen	75	FIN	35.98m					
1	Joseph Botha	75	RSA	2:59.57	6	Paul Geyer	75	USA	34:34.51	4	Hilton Lewis	76	GUY	1.18m	4	Hans Bitter	75	GER	34.32m				
2	Emiel Pauwels	76	BEL	3:01.57	7	Herman Arrow	75	USA	35:58.17	5	J. Burl Gist	75	USA	1.18m	5	Norbert Barth	75	GER	33.56m				
3	Otto Ludzuweit	78	GER	3:06.38	8	Rowland Rogers	75	RSA	36:32.83	6	Reino Taskinen	79	FIN	1.18m	6	Roy Foley	78	AUS	31.72m				
4	George McGrath	75	AUS	3:06.50	9	Richard Stark	78	USA	37:08.44	7	Philipp Frech	75	GER	1.14m	7	Adolf Koch	78	GER	31.38m				
5	Aimo Virolainen	75	FIN	3:14.09	10	Alberto Costa	76	CHI	37:34.35	8	Juan Fabre	77	ARG	1.14m	8	Erling Svennevik	76	NOR	31.26m				
6	Bob Matteson	79	USA	3:23.85	11	Toivo Laine	79	FIN	41:19.06	9	Erling Svennevik	76	NOR	1.10m	9	Thomas McDermott	77	USA	29.32m				
7	Antonio Echeverri				12	Heinz Mighofer	77	GER	41:33.14	10	Jitsunobu Igi	76	BRA	1.02m	10	Erwin Ludwig	75	GER	29.04m				
	Arang	78	COL	3:34.85	13	Gaston Enault	78	FRA	41:34.75	<b>Pole Vault</b>				11	Erwin Becker	75	GER	28.02m					
8	Jack Stevens	78	AUS	3:37.82	14	Robert Mulliken	79	USA	44:00.91	<b>FINAL</b>				12	Ilmari Liitia	75	FIN	26.50m					
<b>1,500 Meter Run</b>					Joe Burke	76	USA	DQ	1	Willy Finnanger	77	NOR	2.10m	13	Mart Neumann	75	EST	26.22m					
<b>FINAL</b>				<b>80 Meter High Hurdles 30"</b>				<b>FINAL</b>				2	James Vernon	78	USA	2.10m	14	John Hagemann	77	USA	25.50m		
1	Daniel Bulkley	78	USA	5:58.99	<b>FINAL</b>				1	Daniel Bulkley	78	USA	17.05	3	Armando Ricciardi	75	USA	2.00m	15	Gordon Nordgren	76	USA	24.98m
2	Emiel Pauwels	76	BEL	6:00.16	<b>Wind Reading: -6.0</b>				2	Fernando Ferreira	76	POR	17.09	4	Ted T. Yenari	75	USA	1.90m	16	Frederico Hochstatter	76	BRA	24.96m
3	Joseph Botha	75	RSA	6:01.49	1	Daniel Bulkley	78	USA	17.05	3	Reino Taskinen	79	FIN	19.43	<b>Long Jump</b>				17	Aleksands Upmalis	77	CAN	23.90m
4	Otto Ludzuweit	78	GER	6:11.16	2	Fernando Ferreira	76	POR	17.09	4	Armando Ricciardi	75	USA	21.07	<b>FINAL</b>				18	Armando Ricciardi	75	USA	22.30m
5	Aimo Virolainen	75	FIN	6:27.79	3	Reino Taskinen	79	FIN	19.43	<b>300 Meter Int Hurdles 30"</b>				19	Ernesto Gundlach	77	CHI	21.56m					
6	George McGrath	75	AUS	6:30.02	4	Armando Ricciardi	75	USA	21.07	<b>FINAL</b>				20	Osmo Hiekkänen	79	FIN	21.40m					
7	Tsan-Hsun Wang	76	TPE	6:32.55	<b>FINAL</b>				1	Art Obokata	76	CAN	4.02m 2.6	21	Arend Zwanefeld	75	GER	21.14m					
8	Jan Verloop	77	NED	6:34.60	1	Daniel Bulkley	78	USA	58.48	2	Giuseppe Marabotti	79	ITA	3.98m 1.3	22	Kurt Werner	76	GER	20.14m				
9	Swaransingh Sohal	78	IND	6:57.69	2	Reino Taskinen	79	FIN	1:07.17	3	Aate Lehtimäki	76	FIN	3.97m 2.6	23	Walter Kellner	76	GER	16.46m				
10	Eugen Eble	78	GER	7:02.49	3	Fernando Ferreira	76	POR	1:08.91	4	Hilton Lewis	76	GUY	3.96m 2.6	24	Eugen Eble	78	GER	15.72m				
11	William Morris	75	IRL	7:08.17	4	Willy Finnanger	77	NOR	1:18.77	5	Adolf Koch	78	GER	3.84m 2.2	25	Robert Stone	75	USA	14.28m				
12	Andre Osselaer	79	BEL	7:11.61	<b>2,000 Meter Steeplechase</b>				<b>FINAL</b>					Cameron Hutcheson	75	USA	FOUL	<b>Hammer Throw 4 kg</b>					
13	Bob Matteson	79	USA	7:16.60	<b>FINAL</b>				1	Daniel Bulkley	78	USA	10:47.52	<b>FINAL</b>				1	Erling Svennevik	76	NOR	37.54m	
14	Antonio Echeverri				2	Emiel Pauwels	76	BEL	11:09.23	2	Emiel Pauwels	76	BEL	11:09.23	2	Roy Foley	78	AUS	35.10m				
15	Alberto Costa	76	CHI	7:58.52	3	Takuro Miura	77	JPN	12:43.29	3	Takuro Miura	77	JPN	12:43.29	3	Thomas McDermott	77	USA	34.56m				
<b>5,000 Meter Run</b>				<b>4x100 Meter Relay</b>				<b>FINAL</b>				4	Ilmari Liitia	75	FIN	34.24m	4	Erwin Ludwig	75	GER	32.88m		
<b>FINAL</b>				<b>FINAL</b>				<b>FINAL</b>				5	Erwin Ludwig	75	GER	32.88m	5	Aleksands Upmalis	77	CAN	24.72m		
1	Joseph Botha	75	RSA	22:53.38	1	Germany			1:03.36	1	Aate Lehtimäki	76	FIN	8.31m 1.6	6	Ernesto Gundlach	77	CHI	23.88m				
2	Aimo Virolainen	75	FIN	23:33.75		Friedrich Meyer	78			2	Masato Inoue	76	JPN	8.30m 1.6	7	Gordon Nordgren	76	USA	22.86m				
3	Emiel Pauwels	76	BEL	23:42.02		Friedrich-E Mahlo	83				3	Charles Mercurio	75	USA	7.80m 3.0	8	Mart Neumann	75	EST	22.54m			
4	Nathaniel White	76	USA	23:56.48		Adolf Koch	78				4	Reino Taskinen	79	FIN	7.73m -2.3	9	Antonio Echeverri						
5	Torgeir Stein	75	NOR	24:04.10		Walter Rennschuh	76				5	Robert P. Sorlien	78	USA	7.60m 2.7		Arang	78	COL	20.16m			
6	Otto Ludzuweit	78	GER	24:21.44	2	United States			1:06.32		6	Juan Fabre	77	ARG	6.80m 1.6	11	Robert Stone	75	USA	16.24m			
7	Tsan-Hsun Wang	76	TPE	24:47.56		Daniel Bulkley	78			<b>Triple Jump</b>				<b>FINAL</b>									
8	Andre Osselaer	79	BEL	25:09.08		Angelo Oliver	75			1	Aate Lehtimäki	76	FIN	8.31m 1.6	1	Norbert Barth	75	GER	36.66m				
9	William Morris	75	IRL	25:25.76		Leicester Farmer	75			2	Masato Inoue	76	JPN	8.30m 1.6	2	Paavo Saiminen	75	FIN	33.22m				
10	Casimiro Cardoso	77	POR	26:15.74		Roderick Parker	76			3	Charles Mercurio	75	USA	7.80m 3.0	3	Adolf Koch	78	GER	32.64m				
11	Alois Bucher	76	SUI	27:21.38	<b>Australia</b>				DQ	<b>FINAL</b>				4	Eduards Purgalis	78	CAN	31.32m					
12	Danforth Geer	75	USA	27:32.17		Leonard Foulser	80			1	Ilmari Liitia	75	FIN	12.47m	5	Walter Rennschuh	76	GER	28.82m				
13	Elef Vacratsis	75	CAN	29:58.56		Andy Smith	80			2	Erwin Becker	75	GER	12.44m	6	Erwin Ludwig	75	GER	26.84m				
14	Manuel Paiva	77	POR	30:21.62		Jack Stevens	78			3	Donald Cumley	75	USA	11.97m	7	Gordon Nordgren	76	USA	25.98m				
<b>10,000 Meter Run</b>					George McGrath	75				4	Hans Bitter	75	GER	11.74m	8	Theo Presser	77	GER	20.44m				
<b>FINAL</b>					<b>4x400 Meter Relay</b>				<b>FINAL</b>				5	Mart Neumann	75	EST	20.38m						
1	Aimo Virolainen	75	FIN	47:43.15	<b>FINAL</b>				1	United States			5:13.02	6	Cameron Hutcheson	75	USA	18.18m					
2	Joseph Botha	75	RSA	48:40.10		Roderick Parker	76				Roderick Parker	76			7	Angelo Oliver	75	USA	16.50m				
3	Tsan-Hsun Wang	76	TPE	50:33.56		Bob Matteson	79				Daniel Bulkley	78			8	Albert Fairchild	77	USA	15.88m				
4	Nathaniel White	76	USA	50:45.33		Daniel Bulkley	78				John Alexander	75			9	Ernesto Gundlach	77	CHI	15.26m				
5	Otto Ludzuweit	78	GER	51:20.76		John Alexander	75								10	Francisco Colon	79	PUR	ND				
6	Andre Osselaer	79	BEL	51:30.77																			
7	Austin Newman	79	USA	54:31.24																			
8	William Morris	75	IRL	55:04.61																			

Name	Age	Country	Results	Name	Age	Country	Results	Name	Age	Country	Results	Name	Age	Country	Results	
<b>Decathlon</b>				<b>Weight Pentathlon</b>				<b>Cross Country</b>				<b>Marathon Team</b>				
1 Adolf Koch		GER	6148	7 Jitsunobu Igi		BRA	1812	11 Kurt Werner		GER	2342	3 Gosta Andersson	75	SWE	4:44:38	
100	16.50	643	w: NWI	100	25.50	0	w: NWI	HT	20.82m	440		4 Tsan-Hsun Wang	76	TPE	4:46:43	
LJ	3.94m	840	w: 1.5	LJ	2.34m	242	w: 1.5	SP	8.73m	768		5 Ricardo Ciapparelli	76	ARG	4:46:54	
SP	9.49m	846		SP	7.55m	647		DT	20.70m	505		6 Edmund Vuolo	79	USA	5:41:27	
HJ	1.11m	636		HJ	1.02m	512		JT	13.84m	288		<b>Marathon Team</b>				
400	1:32.31	304		400	DNF	0		WT	6.24m	341		<b>United States</b> 17:06:23				
HURDLE	19.73	502	w: NWI	HURDLE	NT	0		12 Armando Ricciardi		USA	2261	Dudley Healy			5:01:38	
DT	31.82m	855		DT	17.62m	411		HT	FOUL	0		Edmund Vuolo			5:41:27	
PV	1.90m	498		PV	NH	0		SP	7.45m	636		Sam Gadless			6:23:18	
JT	29.96m	786		JT	FOUL	0		DT	24.04m	608		<b>MEN 80</b>				
1500	9:01.97	238		1500	DNF	0		JT	19.30m	452		<b>100 Meter Dash</b>				
								WT	9.32m	565		<b>HEATS</b>				
				<b>2</b> Takuro Miura								<b>Heat 1 Wind Reading: 1.7</b>				
				1 Ilmari Liitia		FIN	4287	11 Theo Presser		GER	2044	1 Giichi Suda	82	JPN	15.83	
				HT	32.86m	778		HT	19.20m	395		2 Yoshio Okazaki	81	JPN	16.47	
				SP	12.25m	1133		SP	8.61m	755		3 Bert Morrow	82	USA	17.60	
				DT	28.58m	751		DT	18.76m	446		4 Fumitaka Yamada	80	JPN	18.04	
				JT	28.26m	732		JT	FOUL	0		5 Howard West	82	CAN	19.50	
				WT	13.72m	893		WT	7.72m	448		- Angelos Anastasiadis	81	GRE	NT	
				<b>2</b> Erling Svernevik								<b>Heat 2 Wind Reading: 1.8</b>				
				1 Norbert Barth		GER	4099	10 Robert Stone		USA	1744	1 Giovanni Di Guardo	80	ITA	16.34	
				HT	30.00m	697		HT	14.94m	279		2 Yuichi Tateishi	82	JPN	16.63	
				SP	9.45m	842		SP	5.97m	486		3 Moises Zamorano	83	CHI	17.25	
				DT	32.62m	881		DT	15.24m	340		4 Herman Mlotek	82	USA	18.47	
				JT	34.64m	936		JT	13.36m	273		5 Sajjan Singh	84	IND	18.93	
				WT	11.72m	743		WT	6.58m	366		6 Andy Smith	80	AUS	19.81	
				<b>4</b> Erwin Ludwig								7 Patrick Whelan	83	IRL	21.40	
				HT	29.78m	691		<b>Cross Country Team</b>				<b>FINAL</b>				
				SP	11.47m	1052		1 Aimo Virolainen	75	FIN	52:02	1 Giovanni Di Guardo	80	ITA	16.34	
				DT	29.94m	794		2 Torgeir Stein	75	NOR	53:37	2 Yuichi Tateishi	82	JPN	16.63	
				JT	23.86m	593		3 Austin Newman	79	USA	54:12	3 Yoshio Okazaki	81	JPN	16.93	
				WT	13.76m	896		4 Andre Osselaer	79	BEL	55:03	4 Yuichi Tateishi	82	JPN	17.00	
				<b>3</b> Roy Foley					5 Nathaniel White	76	USA	55:14	5 Moises Zamorano	83	CHI	17.72
				HT	33.12m	785		6 Tsan-Hsun Wang	76	TPE	56:08	6 Bert Morrow	82	USA	18.11	
				SP	8.65m	759		7 Casimiro Cardoso	77	POR	57:28	7 Herman Mlotek	82	USA	18.60	
				DT	29.22m	771		8 Otto Ludzuweit	78	GER	59:12	8 Fumitaka Yamada	80	JPN	18.93	
				JT	17.10m	385		9 William Morris	75	IRL	1:00:13	<b>Wind Reading: -2.1</b>				
				WT	11.22m	706		10 Ake Goran L. Strannhage	79	SWE	1:00:57	1 Giichi Suda	82	JPN	16.00	
				<b>6</b> Eduards Purgalis					11 George McGrath	75	AUS	1:02:17	2 Giovanni Di Guardo	80	ITA	16.47
				HT	25.02m	557		12 Alois Bucher	76	SUI	1:03:34	3 Yoshio Okazaki	81	JPN	16.93	
				SP	8.93m	788		13 Eugen Eble	78	GER	1:04:12	4 Yuichi Tateishi	82	JPN	17.00	
				DT	22.52m	561		14 Manuel Paiva	77	POR	1:10:02	5 Moises Zamorano	83	CHI	17.72	
				JT	28.42m	737		15 Rudolf Meyer	75	GER	1:10:32	6 Bert Morrow	82	USA	18.11	
				WT	8.96m	539		16 Denman Stanfield	76	USA	1:17:40	7 Herman Mlotek	82	USA	18.60	
				<b>7</b> Friedrich Meyer					17 Heinz Mighofer	77	GER	1:18:39	8 Fumitaka Yamada	80	JPN	18.93
				HT	23.36m	510		<b>Cross Country Team</b>				<b>200 Meter Dash</b>				
				SP	8.82m	777		1 United States		2:52:10		<b>HEATS</b>				
				DT	24.46m	621		Austin Newman		54:12		<b>Heat 1 Wind Reading: -0.9</b>				
				JT	18.28m	421		Nathaniel White		55:14		1 Antonio Ant. da Fonseca	80	BRA	34.00	
				WT	10.12m	624		Eugene Keller		1:02:44		2 Giovanni Di Guardo	80	ITA	35.00	
				<b>8</b> Aleksandrs Upmalis					2 Germany		3:13:56		3 Milo Lightfoot	81	USA	38.00
				HT	25.92m	582		Otto Ludzuweit		59:12		4 Herman Mlotek	82	USA	41.00	
				SP	9.05m	801		Eugen Eble		1:04:12		5 Angelos Anastasiadis	81	GRE	42.00	
				DT	24.22m	614		Rudolf Meyer		1:10:32		<b>Heat 2 Wind Reading: -4.2</b>				
				JT	15.62m	341		<b>20 km Road Walk</b>				1 Giichi Suda	82	JPN	35.00	
				WT	9.58m	585		1 Cokey Daman	76	USA	2:17:42	2 Moises Zamorano	83	CHI	36.00	
				<b>9</b> Mart Neumann					2 Joseph Bouillon	76	FRA	2:17:48	3 Yoshio Okazaki	81	JPN	37.00
				HT	23.08m	503		3 Bill Tallmadge	79	USA	2:26:31	4 Fumitaka Yamada	80	JPN	40.00	
				SP	8.90m	785		4 Herb Appell	76	USA	2:26:53	5 Eduard Pfanzelt	83	GER	41.00	
				DT	20.52m	499		5 Paul Geyer	75	USA	2:29:25	6 Reidar Jordell	77	NOR	2:31:18	
				JT	19.58m	461		6 Philip Malins	76	GBR	2:37:07	7 Philip Malins	76	GBR	2:37:07	
				WT	10.56m	657		8 Rowland Rogers	75	RSA	2:45:08	9 Gaston Enault	78	FRA	3:00:11	
				<b>10</b> Ernesto Gundlach					<b>20 km Road Walk Team</b>				<b>FINAL</b>			
				HT	20.94m	443		1 United States		7:11:06		1 Giichi Suda	82	JPN	34.00	
				SP	8.04m	697		Cokey Daman		2:17:42		2 Antonio Ant. da Fonseca	80	BRA	34.00	
				DT	22.68m	566		Bill Tallmadge		2:26:31		3 Giovanni Di Guardo	80	ITA	35.00	
				JT	16.78m	376		Herb Appell		2:26:53		4 Moises Zamorano	83	CHI	36.00	
				WT	6.62m	369		<b>Marathon</b>				5 Yoshio Okazaki	81	JPN	36.00	
				<b>1</b> Armando Ricciardi					1 Andre Osselaer	79	BEL	4:10:38	6 Milo Lightfoot	81	USA	38.00
				HT	23.08m	503		2 Aimo Virolainen	75	FIN	4:21:11	7 Fumitaka Yamada	80	JPN	40.00	
				SP	8.90m	785										
				DT	20.52m	499										
				JT	19.58m	461										
				WT	10.56m	657										

**400 Meter Dash**

**HEATS**

Heat 1

Name	Age	Country	Results
1 Friedrich-E Mahlo	83	GER	1:25.78
2 Milo Lightfoot	81	USA	1:33.21
3 Andy Smith	80	AUS	1:38.49
4 Leonard Foulser	80	AUS	1:40.36
5 Frank Levine	81	USA	1:43.47

Heat 2

Name	Age	Country	Results
1 Antonio Ant. da Fonseca	80	BRA	1:20.41
2 Giovanni Di Guardo	80	ITA	1:28.05
3 Giichi Suda	82	JPN	1:31.45
4 Tauno Raskinen	83	FIN	1:34.36
5 Gerhard Theune	82	GER	1:36.11
6 Fumitaka Yamada	80	JPN	1:37.60
7 Eduard Pfanzelt	83	GER	1:39.79

**FINAL**

1 Antonio Ant. da Fonseca	80	BRA	1:18.00
2 Friedrich-E Mahlo	83	GER	1:22.72
3 Giovanni Di Guardo	80	ITA	1:24.41
4 Milo Lightfoot	81	USA	1:31.36
5 Andy Smith	80	AUS	1:35.31

**800 Meter Run**

**FINAL**

1 Antonio Ant. da Fonseca	80	BRA	3:16.21
2 William Dyer	80	USA	3:18.85
3 Giichi Suda	82	JPN	3:46.64
4 Frank Levine	81	USA	3:49.52
5 Tauno Raskinen	83	FIN	3:50.23
6 Leonard Foulser	80	AUS	3:55.73
7 Tuplete Vasconcellos	81	BRA	4:00.08
8 Fumitaka Yamada	80	JPN	4:01.76
9 Toru Kudo	82	JPN	4:08.35
10 Gerhard Theune	82	GER	4:13.69
11 Andy Smith	80	AUS	4:19.42
12 Patrick Whelan	83	IRL	4:45.25
- Eduard Pfanzelt	83	GER	DNF

**1,500 Meter Run**

**FINAL**

1 William Dyer	80	USA	6:48.51
2 Panagiotis Gakis	80	GRE	6:48.56
3 Eugene Keller	80	USA	7:15.05
4 Tuplete Vasconcellos	81	BRA	7:37.12
5 Frank Levine	81	USA	7:42.62
6 Leonard Foulser	80	AUS	8:01.02
7 Toru Kudo	82	JPN	8:07.99
8 Tauno Raskinen	83	FIN	8:08.22
9 Julius Hannappel	82	GER	10:01.60

**5,000 Meter Run**

**FINAL**

1 Panagiotis Gakis	80	GRE	26:01.07
2 Tuplete Vasconcellos	81	BRA	26:37.77
3 Eugene Keller	80	USA	27:22.55
4 Dudley Healy	81	USA	27:24.33
5 Frank Levine	81	USA	28:02.87
6 Hu-Chen Chia	81	TPE	32:35.32
7 Julius Hannappel	82	GER	35:01.57
8 Bangalore Ramakrishnarao	81	IND	1:02:53.40
- Hugo Hoppen	82	GER	DNF

**10,000 Meter Run**

**FINAL**

1 Tuplete Vasconcellos	81	BRA	55:20.25
------------------------	----	-----	----------

Name	Age	Country	Results
2 Frank Levine	81	USA	56:48.77
3 Eugene Keller	80	USA	57:50.24
4 Dudley Healy	81	USA	58:14.65
5 Hu-Chen Chia	81	TPE	1:05:12.60
6 Hugo Hoppen	82	GER	1:09:00.60
7 Sidney Pritchard	80	CAN	1:15:56.70
8 Julius Hannappel	82	GER	1:28:22.20

**5,000 Meter Race Walk**

**FINAL**

1 Bill Patterson	80	USA	36:41.56
2 Viljo Hallikainen	83	FIN	36:59.49
3 Harry Drazin	81	USA	37:37.47
4 Mario Brivio	82	ITA	38:45.07
5 Bernard Osborn	81	GBR	43:42.71
6 Bangalore Ramakrishnarao	81	IND	48:19.55
- Heinrich Busch	81	GER	DQ
- Antonio Ant. da Fonseca	80	BRA	DQ
- Jochen Muller	82	GER	DQ

**80 Meter High Hurdles 30"**

**FINAL**

1 Frank Finger	80	USA	18.42
2 Robert Boal	83	USA	23.30
3 Bert Morrow	82	USA	25.07
4 Mazumi Morita	81	JPN	27.31
5 Friedrich-E Mahlo	83	GER	28.09

**300 Meter Int Hurdles 30"**

**FINAL**

1 Friedrich-E Mahlo	83	GER	1:14.38
2 Bert Morrow	82	USA	1:23.01
3 Robert Boal	83	USA	1:24.55

**2,000 Meter Steeplechase**

**FINAL**

1 Eugene Keller	80	USA	11:39.03
2 Giovanni Bonora	80	ITA	12:27.00

**4x100 Meter Relay**

1 Japan	1:05.75
Mazumi Morita	81
Yoshio Okazaki	81
Yuichi Tateishi	82
Giichi Suda	82
2 United States	1:15.58
Robert Boal	83
Milo Lightfoot	81
Herman Mlorek	82
Bert Morrow	82
3 Finland	1:26.54
Ahti Pajunen	85
Viljo Hallikainen	83
Tauno Raskinen	83
Tatu Pohja	82

**4x400 Meter Relay**

1 Japan	6:54.86
Fumitaka Yamada	80
Yoshio Okazaki	81
Yuichi Tateishi	82
Giichi Suda	82
2 Finland	7:02.42
Tauno Raskinen	83
Erkki Haapalainen	85
Viljo Hallikainen	83
Ahti Pajunen	85

**3 United States 7:59.03**

Charles Espy	85
Robert Boal	83
Chen-Ling Wang	83
Milo Lightfoot	81

**High Jump**

**FINAL**

1 Mazumi Morita	81	JPN	1.14m
2 Charles Roloff	80	USA	1.06m
2 Milo Lightfoot	81	USA	1.06m
4 Virgil McIntyre	84	USA	1.02m
5 Angelos Anastassiadis	81	GRE	1.02m
6 Hermann Bollmann	80	GER	1.02m
7 Sajjan Singh	84	IND	0.80m
- Kizo Kimura	84	JPN	FAIL
- Vittorio Colo	83	ITA	FAIL

**Pole Vault**

**FINAL**

1 Carol Johnston	83	USA	2.30m
2 Kizo Kimura	84	JPN	1.70m
3 Robert Boal	83	USA	1.50m
4 Milo Lightfoot	81	USA	1.50m

**Long Jump**

**FINAL**

1 Mazumi Morita	81	JPN	4.06m 2.0
2 Giichi Suda	82	JPN	3.63m 2.0
3 Yoshio Okazaki	81	JPN	3.41m 1.8
4 Yuichi Tateishi	82	JPN	3.41m 1.5
5 Sheng-Tu Chen	80	TPE	3.34m 1.9
6 Sajjan Singh	84	IND	3.19m 1.4
7 Gilberto Gonzalez	82	PUR	3.06m 2.5
8 Hermann Bollmann	80	GER	2.87m 3.4
9 Angelos Anastassiadis	81	GRE	2.72m 2.2
10 Moises Zamorano	83	CHI	2.70m 2.2
11 Karl Hein	82	FIN	2.68m 2.9

**Triple Jump**

**FINAL**

1 Mazumi Morita	81	JPN	8.69m 1.8
2 Yuichi Tateishi	82	JPN	7.63m 2.6
3 Giichi Suda	82	JPN	7.58m 3.7
4 Vittorio Colo	83	ITA	7.39m 2.1
5 Sajjan Singh	84	IND	5.70m 2.0

**Shot Put 4 kg**

**FINAL**

1 Ross Carter	81	USA	11.49m
2 Gerhard Schepe	83	GER	10.73m
3 Emil Schortle Dr	81	GER	9.27m
4 Mario Riboni	82	ITA	9.08m
5 Eugene Bradford	80	USA	8.72m
6 Artur Fleischhauer	81	GER	8.34m
7 Heinrich Busch	81	GER	8.16m
8 Kurt Claass	80	GER	7.99m
9 Yoshio Okazaki	81	JPN	7.86m
10 Tatu Pohja	82	FIN	7.81m
11 Hermann Bollmann	80	GER	7.57m
12 Pedro Jose Villanueva	82	COL	7.56m
13 Manuel Martin	84	CHI	7.41m
14 Kustaa Jarvinen	84	FIN	7.14m
15 Charles Roloff	80	USA	6.54m
16 Mazumi Morita	81	JPN	6.37m

**Discus Throw 1 kg**

**FINAL**

1 Ross Carter	81	USA	35.44m
---------------	----	-----	--------

Name	Age	Country	Results
2 Mario Riboni	82	ITA	31.04m
3 Kurt Claass	80	GER	29.30m
4 Yoshio Okazaki	81	JPN	26.62m
5 Charles Roloff	80	USA	25.46m
6 Berno Wischmann	84	GER	23.94m
7 Milo Lightfoot	81	USA	22.70m
8 Aldo Amoretti	84	ITA	22.56m
9 Artur Fleischhauer	81	GER	22.54m
10 Eugene Bradford	80	USA	22.24m
11 Frantisek Klempa	83	TCH	21.50m
12 Tatu Pohja	82	FIN	21.06m
13 Hermann Bollmann	80	GER	20.74m
14 Pedro Jose Villanueva	82	COL	20.70m
15 Eduard Pfanzelt	83	GER	17.64m
16 Kustaa Jarvinen	84	FIN	16.72m
17 Howard West	82	CAN	15.60m

**Hammer Throw 4 kg**

**FINAL**

1 Artur Fleischhauer	81	GER	29.76m
2 Emil Schortle Dr	81	GER	29.74m
3 Berno Wischmann	84	GER	28.18m
4 Mario Riboni	82	ITA	26.86m
5 Kustaa Jarvinen	84	FIN	23.04m
6 Kurt Claass	80	GER	22.64m
6 Tatu Pohja	82	FIN	22.64m
8 Gilberto Gonzalez	82	PUR	21.48m
9 Eugene Bradford	80	USA	19.92m
10 Aldo Amoretti	84	ITA	16.94m

**Javelin Throw 600g**

**FINAL**

1 Gerhard Schepe	83	GER	32.56m
2 Charles Roloff	80	USA	23.56m
3 Yoshio Okazaki	81	JPN	23.44m
4 Tatu Pohja	82	FIN	22.40m
5 Berno Wischmann	84	GER	20.78m
6 Milo Lightfoot	81	USA	20.66m
7 Kurt Claass	80	GER	20.54m
8 Eduard Pfanzelt	83	GER	19.22m
9 Eugene Bradford	80	USA	18.12m
10 Frantisek Klempa	83	TCH	18.04m
11 Hermann Bollmann	80	GER	17.80m
12 Pedro Jose Villanueva	82	COL	17.10m

**Decathlon**

1 Kizo Kimura	JPN	5499	
100	18.00	582	w: NWI
LJ	3.22m	632	w: 0.9
SP	7.42m	720	
HJ	1.17m	813	
400	1:43.88	223	
HURDLE	19.56	696	w: NWI
DT	21.46m	604	
PV	1.70m	459	
JT	16.08m	403	
1500	8:58.63	367	
2 Giichi Suda	JPN	5412	
100	16.52	786	w: NWI
LJ	3.69m	842	w: 1.8
SP	6.70m	638	
HJ	1.08m	679	
400	1:29.29	519	
HURDLE	20.38	623	w: NWI
DT	16.04m	419	
PV	NH	0	
JT	16.46m	415	
1500	8:19.50	491	

Name	Age	Country	Results
3 Kichisuke Ishikawa		JPN	4916
100	17.62	631	w: NWI
LJ	3.06m	565	w: 1.3
SP	7.27m	703	
HJ	1.17m	813	
400	1:38.25	324	
HURDLE	29.22	86	w: NWI
DT	18.94m	517	
PV	1.70m	459	
JT	16.26m	409	
1500	8:44.86	409	

Name	Age	Country	Results
4 Robert Boal		USA	4107
100	20.15	335	w: 2.0
LJ	2.61m	388	w: 1.6
SP	5.44m	495	
HJ	1.08m	679	
400	1:40.41	283	
HURDLE	21.47	532	w: NWI
DT	17.32m	462	
PV	1.20m	222	
JT	15.02m	367	
1500	9:06.63	344	

Name	Age	Country	Results
5 Gilberto Gonzalez		PUR	4088
100	18.02	580	w: NWI
LJ	3.06m	565	w: 1.6
SP	7.52m	731	
HJ	1.08m	679	
400	1:53.08	95	
HURDLE	NT	0	
DT	21.52m	607	
PV	1.70m	459	
JT	15.16m	372	
1500	NT	0	

**Weight Pentathlon**

Name	Age	Country	Results
1 Emil Schottle Dr		GER	3744
HT	26.56m	682	
SP	9.18m	922	
DT	24.62m	715	
JT	20.64m	556	
WT	14.32m	869	
2 Artur Fleischhauer		GER	3431
HT	25.38m	645	
SP	8.26m	816	
DT	23.08m	661	
JT	20.48m	551	
WT	12.74m	758	

Name	Age	Country	Results
3 Gerhard Schepe		GER	3301
HT	22.62m	559	
SP	10.39m	1063	
DT	25.42m	743	
JT	31.52m	936	
WT	FOUL	0	

Name	Age	Country	Results
4 Berno Wischmann		GER	3254
HT	27.92m	725	
SP	7.82m	766	
DT	22.96m	657	
JT	20.42m	549	
WT	9.84m	557	

Name	Age	Country	Results
5 Kurt Claass		GER	3122
HT	21.14m	513	
SP	7.51m	730	
DT	27.54m	819	
JT	19.00m	501	
WT	9.86m	559	

Name	Age	Country	Results
6 Taru Pohja		FIN	3005
HT	22.00m	540	
SP	7.70m	752	
DT	20.82m	582	
JT	22.22m	611	
WT	9.30m	520	

Name	Age	Country	Results
7 Eugene Bradford		USA	2879
HT	18.96m	446	
SP	9.02m	904	
DT	22.38m	637	
JT	16.18m	406	
WT	8.80m	486	
8 Kustaa Jarvinen		FIN	2628
HT	22.38m	552	
SP	6.86m	656	
DT	18.96m	518	
JT	13.84m	328	
WT	10.08m	574	

Name	Age	Country	Results
2 Ernst Schmidt		GER	2497
HT	15.40m	419	
SP	6.28m	720	
DT	15.52m	498	
JT	13.62m	391	
WT	7.60m	469	

**Cross Country**

1 Tuptele Vasconcellos	81	BRA	58:53
2 Giovanni Bonora	80	ITA	1:02:25
3 Eugene Keller	80	USA	1:02:44
4 Lucien-Marce Aellen	82	SUI	1:09:14
5 Sidney Pritchard	80	CAN	1:20:06
6 Gerhard Theune	82	GER	1:22:29
7 Hugo Hoppen	82	GER	1:22:29
8 Johannes Luther	82	GER	1:34:22
9 Julius Hannappel	82	GER	1:43:04

**Cross Country Team**

1 Germany	4:19:20
Hugo Hoppen	1:22:29
Gerhard Theune	1:22:29
Johannes Luther	1:34:22

**20 km Road Walk**

1 Viljo Hallikainen	83	FIN	2:40:16
2 Bill Patterson	80	USA	2:51:16
3 Mario Brivio	82	ITA	2:55:15
4 Harry Brazin	81	USA	3:02:08
5 Gerhard Theune	82	GER	3:11:56
6 Johannes Luther	82	GER	3:14:13
7 Heinrich Busch	81	GER	3:14:14

**20 km Road Walk Team**

1 Germany	9:40:23
Gerhard Theune	3:11:56
Johannes Luther	3:14:13
Heinrich Busch	3:14:14

**Marathon**

1 Tuptele Vasconcellos	81	BRA	4:38:43
2 Dudley Healy	81	USA	5:01:38

**MEN 85**

**100 Meter Dash**

FINAL			
1 Kozo Haraguchi	85	JPN	17.95
2 Ahti Pajunen	85	FIN	18.39
3 Russell Randall	88	USA	18.41
4 Sant Singh	85	IND	19.97
5 Zoltan Farkas	85	HUN	21.77
6 Kumazo Kashiwada	88	JPN	23.10
7 Jehanbax Kapadia	89	IND	23.50

**Wind Reading: -2.0**

1 Kozo Haraguchi	85	JPN	17.95
2 Ahti Pajunen	85	FIN	18.39
3 Russell Randall	88	USA	18.41
4 Sant Singh	85	IND	19.97
5 Zoltan Farkas	85	HUN	21.77
6 Kumazo Kashiwada	88	JPN	23.10
7 Jehanbax Kapadia	89	IND	23.50

**200 Meter Dash**

FINAL			
1 Ahti Pajunen	85	FIN	39.42
2 Russell Randall	88	USA	40.90

**Wind Reading: -8.0**

1 Ahti Pajunen	85	FIN	39.42
2 Russell Randall	88	USA	40.90

Name	Age	Country	Results
3 Jehanbax Kapadia	89	IND	54.30

**400 Meter Dash**

FINAL			
1 Russell Randall	88	USA	1:38.34
2 Erkki Haapalainen	85	FIN	1:42.35
3 Jehanbax Kapadia	89	IND	1:54.16
4 Charles Espy	85	USA	2:18.01

**800 Meter Run**

FINAL			
1 Erkki Haapalainen	85	FIN	4:36.30
2 Charles Espy	85	USA	5:45.50

**1,500 Meter Run**

FINAL			
1 Alipio Santos	86	POR	9:13.52
2 Charles Espy	85	USA	14:47.59

**5,000 Meter Run**

FINAL			
1 Alipio Santos	86	POR	34:28.95
2 Charles Espy	85	USA	55:33.44

**10,000 Meter Run**

FINAL			
1 Alipio Santos	86	POR	1:13:01.90
2 Charles Espy	85	USA	2:00:15.20

**5,000 Meter Race Walk**

FINAL			
1 John Hanna	86	USA	38:38.77
2 Kurt Straus	85	USA	38:40.51
3 Sam Gadless	88	USA	38:45.58
4 Connor Johnston	88	RSA	46:37.35
- Zoltan Farkas	85	HUN	DQ

**High Jump**

FINAL			
1 Karl Trei	86	CAN	0.98m

**Pole Vault**

FINAL			
1 Ahti Pajunen	85	FIN	1.90m

**Long Jump**

FINAL			
1 Kameo Jin	86	JPN	3.04m 2.0
2 Ahti Pajunen	85	FIN	3.04m 2.2
3 Sant Singh	85	IND	2.85m 2.2
4 Russell Randall	88	USA	2.65m 1.8
5 Karl Trei	86	CAN	1.74m 2.1

**Triple Jump**

FINAL			
1 Karl Trei	86	CAN	6.71m 1.6
2 Ahti Pajunen	85	FIN	6.57m 1.2
3 Sant Singh	85	IND	6.03m 2.9
4 Kumazo Kashiwada	88	JPN	5.02m 3.2

**Shot Put 4 kg**

FINAL			
1 Paavo Patinen	85	FIN	7.80m
2 Robert Sattler	85	GER	7.49m
3 Ernst Schmidt	89	GER	6.79m

Name	Age	Country	Results
<b>Discus Throw 1 kg</b>			
FINAL			
1 Paavo Patinen	85	FIN	22.44m
2 Alfred Proksch	86	AUT	22.38m
3 Robert Sattler	85	GER	19.68m
4 Karl Trei	86	CAN	19.44m
5 Ernst Schmidt	89	GER	16.26m

<b>Hammer Throw 4 kg</b>			
FINAL			
1 Paavo Patinen	85	FIN	20.42m
2 Ernst Schmidt	89	GER	15.26m

<b>Javelin Throw 600g</b>			
FINAL			
1 Karl Trei	86	CAN	20.78m
2 Robert Sattler	85	GER	20.38m
3 Kameo Jin	86	JPN	16.12m
4 Ernst Schmidt	89	GER	13.00m

<b>Decathlon</b>			
FINAL			
1 Erkki Haapalainen	FIN	3491	
100	19.02	620	w: NWI
LJ	2.32m	375	w: 1.1
SP	4.51m	483	
HJ	0.78m	352	
400	1:54.72	207	
HURDLE	NT	0	
DT	14.48m	455	
PV	1.20m	282	
JT	13.26m	378	
1500	0:03.59	341	

<b>Weight Pentathlon</b>			
FINAL			
1 Paavo Patinen	FIN	3071	
HT	19.88m	582	
SP	7.56m	894	
DT	19.64m	666	
JT	13.76m	397	
WT	8.52m	540	

<b>Cross Country</b>			
FINAL			
1 Charles Espy	85	USA	2:03:00

<b>Marathon</b>			
FINAL			
1 Sam Gadless	88	USA	6:23:00

<b>MEN 90</b>			
<b>100 Meter Dash</b>			
FINAL			
Wind Reading: -2.1			
1 Asdrubal Capo			



Name	Age	Country	Results
3 Kichisuke Ishikawa		JPN	4916
100	17.62	631	w: NWI
LJ	3.06m	565	w: 1.3
SP	7.27m	703	
HJ	1.17m	813	
400	1:38.25	324	
HURDLE	29.22	86	w: NWI
DT	18.94m	517	
PV	1.70m	459	
JT	16.26m	409	
1500	8:44.86	409	
4 Robert Boal		USA	4107
100	20.15	335	w: 2.0
LJ	2.61m	388	w: 1.6
SP	5.44m	495	
HJ	1.08m	679	
400	1:40.41	283	
HURDLE	21.47	532	w: NWI
DT	17.32m	462	
PV	1.20m	222	
JT	15.02m	367	
1500	9:06.63	344	
5 Gilberto Gonzalez		PUR	4088
100	18.02	580	w: NWI
LJ	3.06m	565	w: 1.6
SP	7.52m	731	
HJ	1.08m	679	
400	1:53.08	95	
HURDLE	NT	0	
DT	21.52m	607	
PV	1.70m	459	
JT	15.16m	372	
1500	NT	0	

**Weight Pentathlon**

1 Emil Schorle Dr		GER	3744
HT	26.56m	682	
SP	9.18m	922	
DT	24.62m	715	
JT	20.64m	556	
WT	14.32m	869	
2 Artur Fleischhauer		GER	3431
HT	25.38m	645	
SP	8.26m	816	
DT	23.08m	661	
JT	20.48m	551	
WT	12.74m	758	
3 Gerhard Schepe		GER	3301
HT	22.62m	559	
SP	10.39m	1063	
DT	25.42m	743	
JT	31.52m	936	
WT	FOUL	0	
4 Berno Wischmann		GER	3254
HT	27.92m	725	
SP	7.82m	766	
DT	22.96m	657	
JT	20.42m	549	
WT	9.84m	557	
5 Kurt Claas		GER	3122
HT	21.14m	513	
SP	7.51m	730	
DT	27.54m	819	
JT	19.00m	501	
WT	9.86m	559	
6 Taru Pohja		FIN	3005
HT	22.00m	540	
SP	7.70m	752	
DT	20.82m	582	
JT	22.22m	611	
WT	9.30m	520	

Name	Age	Country	Results
7 Eugene Bradford		USA	2879
HT	18.96m	446	
SP	9.02m	904	
DT	22.38m	637	
JT	16.18m	406	
WT	8.80m	486	
8 Kustaa Jarvinen		FIN	2628
HT	22.38m	552	
SP	6.86m	656	
DT	18.96m	518	
JT	13.84m	328	
WT	10.08m	574	
2 Ernst Schmidt		GER	2497
HT	15.40m	419	
SP	6.28m	720	
DT	15.52m	498	
JT	13.62m	391	
WT	7.60m	469	

**Cross Country**

1 Tuplete Vasconcellos	81	BRA	58:53
2 Giovanni Bonora	80	ITA	1:02:25
3 Eugene Keller	80	USA	1:02:44
4 Lucien-Marce Aellen	82	SUI	1:09:14
5 Sidney Pritchard	80	CAN	1:20:06
6 Gerhard Theune	82	GER	1:22:29
7 Hugo Hoppen	82	GER	1:22:29
8 Johannes Luther	82	GER	1:34:22
9 Julius Hannappel	82	GER	1:43:04

**Cross Country Team**

1 Germany	4:19:20
Hugo Hoppen	1:22:29
Gerhard Theune	1:22:29
Johannes Luther	1:34:22

**20 km Road Walk**

1 Viljo Hallikainen	83	FIN	2:40:16
2 Bill Patterson	80	USA	2:51:16
3 Mario Brivio	82	ITA	2:55:15
4 Harry Drazin	81	USA	3:02:08
5 Gerhard Theune	82	GER	3:11:56
6 Johannes Luther	82	GER	3:14:13
7 Heinrich Busch	81	GER	3:14:14

**20 km Road Walk Team**

1 Germany	9:40:23
Gerhard Theune	3:11:56
Johannes Luther	3:14:13
Heinrich Busch	3:14:14

**Marathon**

1 Tuplete Vasconcellos	81	BRA	4:38:43
2 Dudley Healy	81	USA	5:01:38

**MEN 85**

**100 Meter Dash**

FINAL			
Wind Reading: -2.0			
1 Kozo Haraguchi	85	JPN	17.95
2 Ahti Pajunen	85	FIN	18.39
3 Russell Randall	88	USA	18.41
4 Sant Singh	85	IND	19.97
5 Zoltan Farkas	85	HUN	21.77
6 Kumazo Kashiwada	88	JPN	23.10
7 Jehanbax Kapadia	89	IND	23.50

**200 Meter Dash**

FINAL			
Wind Reading: -8.0			
1 Ahti Pajunen	85	FIN	39.42
2 Russell Randall	88	USA	40.90

Name	Age	Country	Results
3 Jehanbax Kapadia	89	IND	54.30

**400 Meter Dash**

FINAL

1 Russell Randall	88	USA	1:38.34
2 Erkki Haapalainen	85	FIN	1:42.35
3 Jehanbax Kapadia	89	IND	1:54.16
4 Charles Espy	85	USA	2:18.01

**800 Meter Run**

FINAL

1 Erkki Haapalainen	85	FIN	4:36.30
2 Charles Espy	85	USA	5:45.50

**1,500 Meter Run**

FINAL

1 Alipio Santos	86	POR	9:13.52
2 Charles Espy	85	USA	14:47.59

**5,000 Meter Run**

FINAL

1 Alipio Santos	86	POR	34:28.95
2 Charles Espy	85	USA	55:33.44

**10,000 Meter Run**

FINAL

1 Alipio Santos	86	POR	1:13:01.90
2 Charles Espy	85	USA	2:00:15.20

**5,000 Meter Race Walk**

FINAL

1 John Hanna	86	USA	38:38.77
2 Kurt Straus	85	USA	38:40.51
3 Sam Gadless	88	USA	38:45.58
4 Connor Johnston	88	USA	46:37.35
- Zoltan Farkas	85	HUN	DQ

**High Jump**

FINAL

1 Karl Trei	86	CAN	0.98m
-------------	----	-----	-------

**Pole Vault**

FINAL

1 Ahti Pajunen	85	FIN	1.90m
----------------	----	-----	-------

**Long Jump**

FINAL

1 Kameo Jin	86	JPN	3.04m 2.0
2 Ahti Pajunen	85	FIN	3.04m 2.2
3 Sant Singh	85	IND	2.85m 2.2
4 Russell Randall	88	USA	2.65m 1.8
5 Karl Trei	86	CAN	1.74m 2.1

**Triple Jump**

FINAL

1 Karl Trei	86	CAN	6.71m 1.6
2 Ahti Pajunen	85	FIN	6.57m 1.2
3 Sant Singh	85	IND	6.03m 2.9
4 Kumazo Kashiwada	88	JPN	5.02m 3.2

**Shot Put 4 kg**

FINAL

1 Paavo Patinen	85	FIN	7.80m
2 Robert Sattler	85	GER	7.49m
3 Ernst Schmidt	89	GER	6.79m

**Discus Throw 1 kg**

FINAL

1 Paavo Patinen	85	FIN	22.44m
2 Alfred Proksch	86	AUT	22.38m
3 Robert Sattler	85	GER	19.68m
4 Karl Trei	86	CAN	19.44m
5 Ernst Schmidt	89	GER	16.26m

**Hammer Throw 4 kg**

FINAL

1 Paavo Patinen	85	FIN	20.42m
2 Ernst Schmidt	89	GER	15.26m

**Javelin Throw 600g**

FINAL

1 Karl Trei	86	CAN	20.78m
2 Robert Sattler	85	GER	20.38m
3 Kameo Jin	86	JPN	16.12m
4 Ernst Schmidt	89	GER	13.00m

**Decathlon**

1 Erkki Haapalainen	FIN	3493	
100	19.02	620	w: NWI
LJ	2.32m	375	w: 1.1
SP	4.51m	483	
HJ	0.78m	352	
400	1:54.72	207	
HURDLE	NT	0	
DT	14.48m	455	
PV	1.20m	282	
JT	13.26m	378	
1500	1	0:03.59	341

**Weight Pentathlon**

1 Paavo Patinen	FIN	3079
HT	19.88m	582
SP	7.56m	894
DT	19.64m	666
JT	13.76m	397
WT	8.52m	540

**Cross Country**

1 Charles Espy	85	USA	2:03:10
----------------	----	-----	---------

**Marathon**

1 Sam Gadless	88	USA	6:23:18
---------------	----	-----	---------

**MEN 90**

**100 Meter Dash**

FINAL

Wind Reading: -2.1			
1 Asdrubal Capo	91	URU	23.43
2 Federico Briones	90	ARG	25.28
3 Konrad Boas	91	USA	30.32
4 Kazuo Morikawa	90	JPN	37.96

**200 Meter Dash**

FINAL

Wind Reading: -3.0			
1 Asdrubal Capo	91	URU	52.68
2 Federico Briones	90	ARG	53.48
3 Waldo McBurney	92	USA	1:00.70
4 Kazuo Morikawa	90	JPN	1:28.11

**400 Meter Dash**

FINAL

1 Asdrubal Capo	91	URU	2:24.11
-----------------	----	-----	---------



Name	Age	Country	Results	Name	Age	Country	Results	Name	Age	Country	Results	Name	Age	Country	Results					
<b>800 Meter Run</b>				<b>High Jump</b>				2 Waldo McBurney 92 USA 6.70m				<b>Weight Pentathlon</b>								
FINAL				FINAL				<b>Discus Throw 1 kg</b>				1 Everett W. Hosack USA 2225								
1	Waldo McBurney	92	USA	5:50.27	1	Waldo McBurney	92	USA	0.98m	FINAL				HT	13.20m	476				
<b>5,000 Meter Run</b>				<b>Long Jump</b>				1 Lamberto Cicconi 90 ITA 22.06m				SP				4.24m	617			
FINAL				FINAL				2 Konrad Boas 91 USA 9.84m				DT				11.78m	490			
1	Alfred Althaus	91	GER	43:48.03	1	Everett W. Hosack	93	USA	2.18m 1.2	<b>Javelin Throw 600g</b>				JT	6.74m	197				
<b>10,000 Meter Run</b>				<b>Triple Jump</b>				1 Asdrubal Capo 91 URU 8.90m				FINAL				WT	6.06m	445		
FINAL				FINAL				1 Waldo McBurney 92 USA 4.04m 3.5				<b>Shot Put 4 kg</b>								
1	Alfred Althaus	91	GER	1:25:33.80	1	Lamberto Cicconi	90	ITA	6.94m	FINAL										
2	Kazuo Morikawa	90	JPN	1:46:52.10	<b>5,000 Meter Race Walk</b>															
<b>5,000 Meter Race Walk</b>				FINAL																
1	Kazuo Morikawa	90	JPN	49:42.70																

# RESULTS INDEX - WOMEN

Results in this book are organized under age group for all events:

For women:

Age 35.....	p. 49-51
Age 40.....	p. 51-55
Age 45.....	p. 55-57
Age 50.....	p. 57-61
Age 55.....	p. 61-64
Age 60.....	p. 64-66
Age 65.....	p. 66-68
Age 70.....	p. 68-69
Age 75.....	p. 69
Age 80.....	p. 69-70
Age 85.....	p. 70

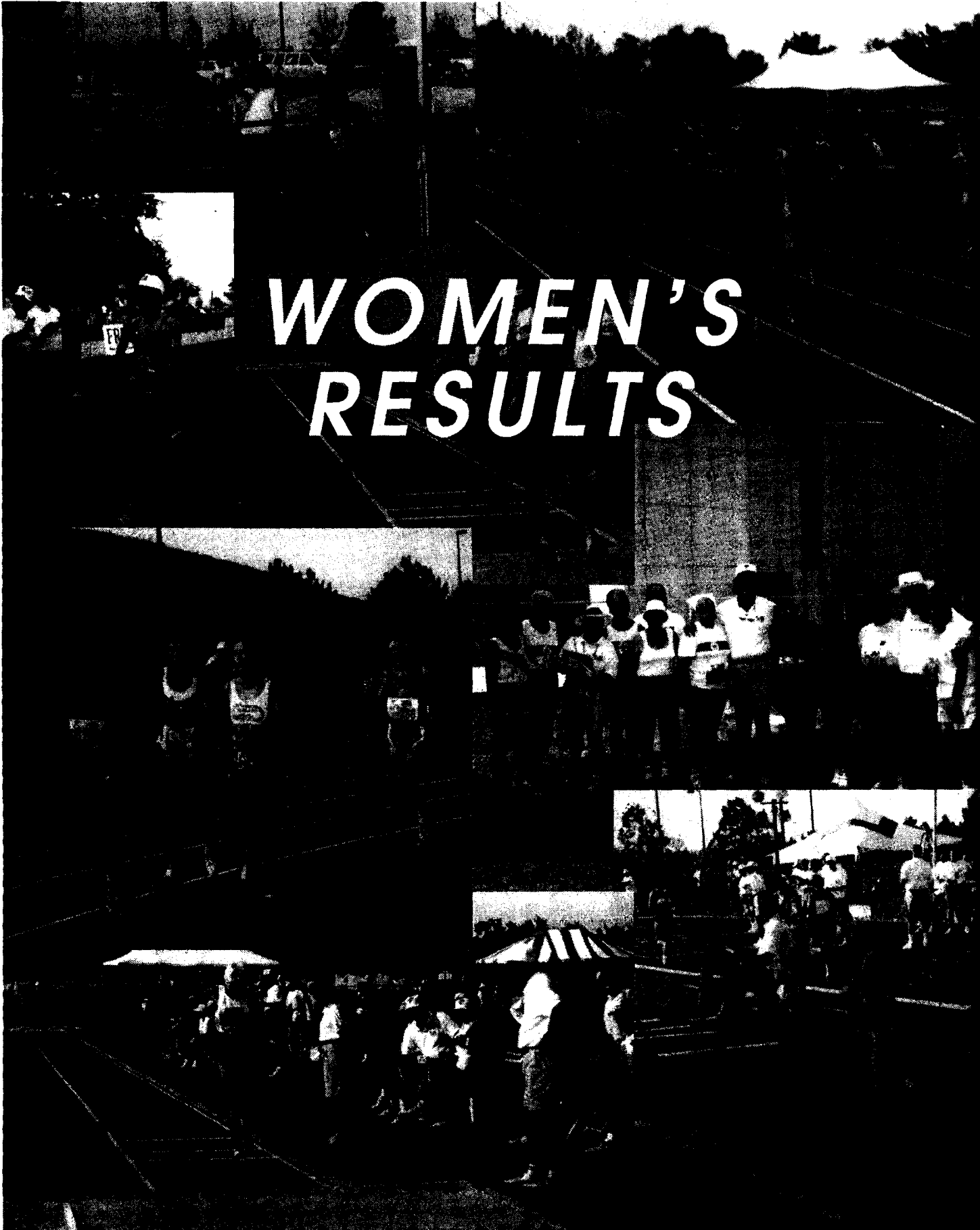
The order of events for women in each group is:

100 Meter Dash  
200 Meter Dash  
400 Meter Dash  
800 Meter Run  
1,500 Meter Run  
5,000 Meter Run  
10,000 Meter Run  
5,000 Meter Race Walk  
100 Meter High Hurdles 33"  
400 Meter Int Hurdles 30"  
2,000 Meter Steeplechase  
4x100 Meter Relay  
4x400 Meter Relay  
High Jump  
Pole Vault  
Long Jump  
Triple Jump  
Shot Put 4 kg  
Discus Throw 1 kg  
Hammer Throw 4 kg  
Javelin Throw 600g  
Heptathlon  
Weight Pentathlon  
Cross Country  
Cross Country Team  
10 km Road Walk  
10 km Road Walk Team  
Marathon  
Marathon Team

NOTE: All XI World Veterans' Championships courses were TAC and AIMS certified. However, due to an accidental detour, the women's 55 Cross Country course was run short of the certified distance.

Abbreviations: DISQ=Disqualified; DNS=Did Not Start; DNF=Did Not Finish; No HT=No Height; \*=Did not qualify to advance to next heat.

# WOMEN'S RESULTS



Name	Age	Country	Results	Name	Age	Country	Results	Name	Age	Country	Results	Name	Age	Country	Results
<b>WOMEN 35</b>															
<b>100 Meter Dash</b>															
<b>HEATS</b>															
Heat 1 Wind Reading: 4.7				Heat 2 Wind Reading: 5.8				Heat 3				Heat 4 Wind Reading: 4.2			
Kim Kare	38	AUS	12.64	1 Sonja Kuipers	38	NED	26.71	1 Caren Joan Reindl	37	CAN	1:00.10	Christine Muller	36	SUI	12.35
Elma Bronkhorst	39	RSA	12.74	2 Kim Kare	38	AUS	27.13	2 Donna Nielsen	37	USA	1:00.88	Louise Clark	37	USA	12.82
Arlene Salzwedel	35	RSA	13.17	3 Carole Smith	38	GBR	29.02	3 Annette Koop	37	GER	1:01.15	Denise McField	39	JAM	13.45
Patricia Finley	35	USA	14.51	4 Rose Thegarajah	38	SRI	30.66	4 Esca Taljaard	37	RSA	1:05.15	Karin Grummert	39	GER	13.64
Ivette M Gracia Vega	37	PUR	14.75	5 Monica Centurion	37	ARG	35.21	5 Nara Beatriz Da Silva	38	BRA	1:06.84	Terrri Manley	36	CAN	13.71
Monica Centurion	37	ARG	16.03	6 Rachael Bush	39	USA	DQ	6 Lynn Davis	39	USA	1:08.25	Nara Beatriz Da Silva	38	BRA	13.97
Heat 2 Wind Reading: 3.9				Heat 3 Wind Reading: 3.2				FINAL				Heat 3 Wind Reading: 2.8			
Anke Moritz	36	GER	12.63	1 Peta Bird	38	AUS	27.53	1 Sonja Kuipers	38	NED	57.77	Jocelyn Harwood	37	GBR	12.29
Margaret Perrott	36	AUS	13.03	2 Arlene Salzwedel	35	RSA	27.98	2 Kim Kare	38	AUS	58.03	Sonja Kuipers	38	NED	12.64
Debbie Lange	39	AUS	13.64	3 Rita Benkone Reiter	37	HUN	28.26	3 Caren Joan Reindl	37	CAN	58.59	Rita Benkone Reiter	37	HUN	12.79
Rose Thegarajah	38	SRI	14.15	4 Donna Nielsen	37	USA	28.56	4 Elma Bronkhorst	39	RSA	58.87	Deborah Lenz	39	CAN	13.15
Jeannette Quiroga				5 Siv Karlstrom	38	FIN	30.34	5 Theresa Haynes	38	USA	59.22	Beatriz Ramirez de Rios	39	COL	14.31
Duarte	37	COL	14.26	6 Terri Manley	36	CAN	30.46	6 Jenny Brown	36	GBR	59.46	Mei-Hua Lin	36	TPE	14.70
Mei-Tsui Chin	39	TPE	14.47	7 Nara Beatriz Da Silva	38	BRA	30.58	7 Annette Koop	37	GER	59.97	Marina Castro Gil	38	COL	15.08
Lynn Davis	39	USA	15.18	Heat 4 Wind Reading: 5.3				Heat 1				Heat 2 Wind Reading: -0.3			
Heat 3 Wind Reading: 4.2				Heat 4 Wind Reading: 5.3				Heat 2				Heat 1 Wind Reading: 0.5			
Christine Muller	36	SUI	12.35	1 Caren Joan Reindl	37	CAN	26.67	1 Jennifer Fisher	35	BER	2:21.66	Jocelyn Harwood	37	GBR	12.29
Louise Clark	37	USA	12.82	2 Anke Moritz	36	GER	26.68	2 Janet Takahashi	39	CAN	2:24.09	Sonja Kuipers	38	NED	12.64
Denise McField	39	JAM	13.45	3 Dagmar Hill	35	GER	28.47	3 Susan Smith	38	GBR	2:24.65	Anke Moritz	36	GER	12.89
Karin Grummert	39	GER	13.64	4 Denise McField	39	JAM	28.99	4 Sheree Robertson	38	USA	2:30.30	Louise Clark	37	USA	13.13
Terrri Manley	36	CAN	13.71	5 Shellie Banks	37	USA	30.87	5 Lynn Davis	39	USA	2:45.92	Elma Bronkhorst	39	RSA	13.38
Nara Beatriz Da Silva	38	BRA	13.97	6 Lynn Davis	39	USA	31.55	Heat 2				Arlene Salzwedel	35	RSA	13.57
Shellie Banks	37	USA	15.41	7 Marina Castro Gil	38	COL	31.74	1 Annette Koop	37	GER	2:22.52	Denise McField	39	JAM	13.84
<b>SEMI FINALS</b>				<b>SEMI FINALS</b>				<b>SEMI FINALS</b>				<b>SEMI FINALS</b>			
Heat 1 Wind Reading: 2.8				Heat 1 Wind Reading: 0.5				Heat 2				Heat 2 Wind Reading: -2.7			
Jocelyn Harwood	37	GBR	12.29	1 Jocelyn Harwood	37	GBR	26.00	1 Annette Koop	37	GER	2:22.52	1 Sonja Kuipers	38	NED	26.29
Sonja Kuipers	38	NED	12.64	2 Anke Moritz	36	GER	26.44	2 Teena Colebrook	38	GBR	2:22.82	2 Kim Kare	38	AUS	26.39
Rita Benkone Reiter	37	HUN	12.79	3 Peta Bird	38	AUS	26.80	3 Joan Sterrett	37	USA	2:23.29	3 Caren Joan Reindl	37	CAN	26.57
Deborah Lenz	39	CAN	13.15	4 Louise Clark	37	USA	27.19	4 Carla Hervert	36	USA	2:23.80	4 Elma Bronkhorst	39	RSA	27.35
Beatriz Ramirez de Rios	39	COL	14.31	5 Deborah Lenz	39	CAN	27.32	5 Ana Maria Rezende	39	BRA	2:40.50	5 Rita Benkone Reiter	37	HUN	27.62
Mei-Hua Lin	36	TPE	14.70	6 Arlene Salzwedel	35	RSA	27.58	Heat 1				6 Belinda McCoy	35	USA	27.67
Marina Castro Gil	38	COL	15.08	7 Carole Smith	38	GBR	28.16	1 Jennifer Fisher	35	BER	2:14.00	7 Dagmar Hill	35	GER	28.20
<b>SEMI FINALS</b>				<b>SEMI FINALS</b>				<b>SEMI FINALS</b>				<b>SEMI FINALS</b>			
Heat 1 Wind Reading: -0.3				Heat 2 Wind Reading: -2.7				Heat 3				Heat 4 Wind Reading: -3.0			
Christine Muller	36	SUI	12.76	1 Sonja Kuipers	38	NED	26.29	1 Jennifer Fisher	35	BER	2:14.00	Jocelyn Harwood	37	GBR	12.92
Anke Moritz	36	GER	12.89	2 Kim Kare	38	AUS	26.39	2 Teena Colebrook	38	GBR	2:16.24	Christine Muller	36	SUI	13.09
Louise Clark	37	USA	13.13	3 Caren Joan Reindl	37	CAN	26.57	3 Annette Koop	37	GER	2:16.56	Anke Moritz	36	GER	13.10
Elma Bronkhorst	39	RSA	13.38	4 Elma Bronkhorst	39	RSA	27.35	4 Joan Sterrett	37	USA	2:23.47	Kim Kare	38	AUS	13.21
Arlene Salzwedel	35	RSA	13.57	5 Rita Benkone Reiter	37	HUN	27.62	5 Susan Smith	38	GBR	2:24.03	Rita Benkone Reiter	37	HUN	13.37
Denise McField	39	JAM	13.84	6 Belinda McCoy	35	USA	27.67	6 Carla Hervert	36	USA	2:31.13	Deborah Lenz	39	CAN	13.57
Karin Grummert	39	GER	14.14	7 Dagmar Hill	35	GER	28.20	7 Sheree Robertson	38	USA	2:36.54	Debbie Lange	39	AUS	13.98
Terrri Manley	36	CAN	14.31	8 Donna Nielsen	37	USA	28.35	Heat 2				Nara Beatriz Da Silva	38	BRA	14.51
<b>SEMI FINALS</b>				<b>SEMI FINALS</b>				<b>SEMI FINALS</b>				<b>SEMI FINALS</b>			
Heat 2 Wind Reading: -2.8				Heat 3				Heat 4				Heat 1 Wind Reading: -3.0			
Jocelyn Harwood	37	GBR	12.68	1 Jennifer Fisher	35	BER	2:14.00	1 Jennifer Fisher	35	BER	4:53.12	Christine Muller	36	SUI	13.09
Sonja Kuipers	38	NED	13.00	2 Teena Colebrook	38	GBR	2:16.24	2 Wina Hansteen	36	NOR	4:53.56	Anke Moritz	36	GER	13.10
Margaret Perrott	36	AUS	13.14	3 Annette Koop	37	GER	2:16.56	3 Mags Greenan	37	IRL	4:55.58	Kim Kare	38	AUS	13.21
Kim Kare	38	AUS	13.21	4 Joan Sterrett	37	USA	2:23.47	4 Wina Hansteen	36	NOR	4:56.10	Rita Benkone Reiter	37	HUN	13.37
Rita Benkone Reiter	37	HUN	13.37	5 Susan Smith	38	GBR	2:24.03	5 Teena Colebrook	38	GBR	4:57.27	Deborah Lenz	39	CAN	13.57
Deborah Lenz	39	CAN	13.57	6 Carla Hervert	36	USA	2:31.13	6 Mags Greenan	37	IRL	4:56.10	Beatriz Ramirez de Rios	39	COL	14.31
Debbie Lange	39	AUS	13.98	7 Sheree Robertson	38	USA	2:36.54	7 Sheila Purves	39	HKG	4:59.40	Mei-Hua Lin	36	TPE	14.70
Nara Beatriz Da Silva	38	BRA	14.51	<b>1,500 Meter Run</b>				8 Sandy Hood	35	RSA	4:27.29	Marina Castro Gil	38	COL	15.08
<b>FINAL</b>				<b>FINAL</b>				<b>FINAL</b>				<b>FINAL</b>			
Wind Reading: -3.0				Wind Reading: -3.8				Heat 1				Heat 2			
Jocelyn Harwood	37	GBR	12.92	1 Jocelyn Harwood	37	GBR	25.65	1 Jennifer Fisher	35	BER	4:53.12	1 Caria Hervert	36	USA	4:58.50
Christine Muller	36	SUI	13.09	2 Anke Moritz	36	GER	26.06	2 Wina Hansteen	36	NOR	4:53.56	2 Janet Takahashi	39	CAN	4:58.62
Anke Moritz	36	GER	13.10	3 Sonja Kuipers	38	NED	26.14	3 Teena Colebrook	38	GBR	4:53.79	3 Catherine Hennessy	35	IRL	4:58.65
Kim Kare	38	AUS	13.21	4 Sonja Kuipers	38	NED	26.24	4 Joan Sterrett	37	USA	4:55.58	4 Moira Kemp	37	NZL	4:58.68
Rita Benkone Reiter	37	HUN	13.37	5 Kim Kare	38	AUS	26.24	5 Mags Greenan	37	IRL	4:56.10	5 Annette Koop	37	GER	4:58.76
Deborah Lenz	39	CAN	13.57	6 Rita Benkone Reiter	37	HUN	26.52	6 Slavica Poznic	35	SLO	4:57.27	6 Cheryl Youldon	37	CAN	4:59.55
Debbie Lange	39	AUS	13.98	7 Peta Bird	38	AUS	26.74	7 Sheila Purves	39	HKG	4:59.40	7 Catherine Hennessy	35	IRL	31:41.54
Nara Beatriz Da Silva	38	BRA	14.51	8 Elma Bronkhorst	39	RSA	27.10	8 Jennifer Ditchfield	35	CAN	5:09.73	8 Robin McIntosh	35	USA	31:58.55
<b>FINAL</b>				<b>FINAL</b>				<b>FINAL</b>				<b>FINAL</b>			
Wind Reading: -3.0				Wind Reading: -3.8				Heat 2				Heat 3			
Jocelyn Harwood	37	GBR	12.92	1 Jocelyn Harwood	37	GBR	25.65	1 Caria Hervert	36	USA	4:58.50	1 Janice McCaffrey	35	CAN	22:58.44
Christine Muller	36	SUI	13.09	2 Anke Moritz	36	GER	26.06	2 Wina Hansteen	36	NOR	4:53.56	2 Victoria Herazo	36	USA	23:33.25
Anke Moritz	36	GER	13.10	3 Sonja Kuipers	38	NED	26.14	3 Teena Colebrook	38	GBR	4:53.79	3 Maria Moulton	35	USA	26:25.69
Kim Kare	38	AUS	13.21	4 Sonja Kuipers	38	NED	26.24	4 Joan Sterrett	37	USA	4:55.58	4 Deborah Stregman	39	USA	28:45.43
Rita Benkone Reiter	37	HUN	13.37	5 Kim Kare	38	AUS	26.24	5 Mags Greenan	37	IRL	4:56.10	5 Virginia Fong	39	USA	29:44.55
Deborah Lenz	39	CAN	13.57	6 Rita Benkone Reiter	37	HUN	26.52	6 Slavica Poznic	35	SLO	4:57.27	6 Alejandra Ortiz Rojas	37	CHI	30:12.48
Debbie Lange	39	AUS	13.98	7 Peta Bird	38	AUS	26.74	7 Sheila Purves	39	HKG	4:59.40	7 Catherine Hennessy	35	IRL	31:41.54
Nara Beatriz Da Silva	38	BRA	14.51	8 Elma Bronkhorst	39	RSA	27.10	8 Jennifer Ditchfield	35	CAN	5:09.73	8 Robin McIntosh	35	USA	31:58.55
<b>FINAL</b>				<b>FINAL</b>				<b>FINAL</b>				<b>FINAL</b>			
Wind Reading: -3.0				Wind Reading: -3.8				Heat 3				Heat 4			
Jocelyn Harwood	37	GBR	12.92	1 Jocelyn Harwood	37	GBR	25.65	1 Caria Hervert	36	USA	4:58.50	1 Janice McCaffrey	35	CAN	22:58.44
Christine Muller	36	SUI	13.09	2 Anke Moritz	36	GER	26.06	2 Wina Hansteen	36	NOR	4:53.56	2 Victoria Herazo	36	USA	23:33.25
Anke Moritz	36	GER	13.10	3 Sonja Kuipers	38	NED	26.14	3 Teena Colebrook	38	GBR	4:53.79	3 Maria Moulton	35	USA	26:25.69
Kim Kare	38	AUS	13.21	4 Sonja Kuipers	38	NED	26.24	4 Joan Sterrett	37	USA	4:55.58	4 Deborah Stregman	39	USA	28:45.43
Rita Benkone Reiter	37	HUN	13.37	5 Kim Kare	38	AUS	26.24	5 Mags Greenan	37	IRL	4:56.10	5 Virginia Fong	39	USA	29:44.55
Deborah Lenz	39	CAN	13.57	6 Rita Benkone Reiter	37	HUN	26.52	6 Slavica Poznic	35	SLO	4:57.27	6 Alejandra Ortiz Rojas	37	CHI	30:12.48
Debbie Lange	39	AUS	13.98	7 Peta Bird	38	AUS	26.74	7 Sheila Purves	39	HKG	4:59.40	7 Catherine Hennessy	35	IRL	31:41.54
Nara Beatriz Da Silva	38	BRA	14.51	8 Elma Bronkhorst	39	RSA	27.10	8 Jennifer Ditchfield	35	CAN	5:09.73	8 Robin McIntosh	35	USA	31:58.55
<b>FINAL</b>				<b>FINAL</b>				<b>FINAL</b>				<b>FINAL</b>			
Wind Reading: -3.0				Wind Reading: -3.8				Heat 4				Heat 5			
Jocelyn Harwood	37	GBR	12.92	1 Jocelyn Harwood	37	GBR	25.65	1 Caria Hervert	36	USA	4:58.50	1 Janice McCaffrey	35	CAN	22:58.44
Christine Muller	36	SUI	13.09	2 Anke Moritz	36	GER	26.06	2 Wina Hansteen	36	NOR	4:53.56	2 Victoria Herazo	36	USA	23:33.25
Anke Moritz	3														

Name	Age	Country	Results
2 Anke Moritz	36	GER	14.90
3 Deborah Keenleyside	37	GBR	15.97
4 Martha Mendenhall	36	USA	18.52

Heat 2 Wind Reading: 2.0

1 Jocelyn Harwood	37	GBR	14.49
2 Esca Taljaard	37	RSA	16.28
3 Angelika Holder	39	GER	17.97
4 Balari Binamai	36	IND	18.62
5 Zdenka Potnik	37	SLO	19.36

**FINAL**

Wind Reading: -5.2

1 Jocelyn Harwood	37	GBR	15.02
2 Christine Muller	36	SUI	15.24
3 Anke Moritz	36	GER	16.24
4 Deborah Keenleyside	37	GBR	17.30
5 Esca Taljaard	37	RSA	17.56
6 Angelika Holder	39	GER	18.89
7 Balari Binamai	36	IND	19.08

**400 Meter Int Hurdles 30"**

**HEATS**

Heat 1

1 Christine Muller	36	SUI	1:08.12
2 Carole Smith	38	GBR	1:09.84
3 Petra Schmalfeld	36	GER	1:11.66
4 Balari Binamai	36	IND	1:15.69
5 Siv Karlstrom	38	FIN	1:15.99
6 Ana Maria Rezende	39	BRA	1:16.53

Heat 2

1 Caren Joan Reindl	37	CAN	1:05.96
2 Jennifer Fisher	35	BER	1:06.98
3 Denise Foreman	39	USA	1:09.68
4 Esca Taljaard	37	RSA	1:10.01
5 Donna Nielsen	37	USA	1:12.38
6 Carol Felepchuk	37	CAN	1:16.07

**FINAL**

1 Christine Muller	36	SUI	1:02.66
2 Jennifer Fisher	35	BER	1:03.55
3 Caren Joan Reindl	37	CAN	1:04.00
4 Carole Smith	38	GBR	1:07.78
5 Esca Taljaard	37	RSA	1:08.17
6 Petra Schmalfeld	36	GER	1:10.21
7 Donna Nielsen	37	USA	1:11.41

**2,000 Meter Steeplechase**

**FINAL**

1 Jennifer Fisher	35	BER	7:58.13
2 Mariette Ceronio	38	RSA	8:07.80
3 Slavica Poznic	35	SLO	8:39.27
4 Hortensia Flores	38	CHI	10:11.06

**4x100 Meter Relay**

1 Australia	50.29
Margaret Perrott	36
Kim Kare	38
Debbie Lange	39
Peta Bird	38
2 Germany	51.50
Petra Schmalfeld	36
Dr. Elke Neuendorf	35
Anke Moritz	36
Dagmar Hill	35
3 United States	52.46
Belinda McCoy	35
Patricia Finley	35
Donna Nielsen	37
Marybeth Dillon	40
4 Netherlands	53.06
Diny Van de Ven	43
Anja Akkerman	40
Jaany Kuper-de Leeuw	40
Sonja Kuipers	38

Name	Age	Country	Results
5 Brazil			54.01
Anna Maria Cafaro	40		
Nara Beatriz Da Silva	38		
Ana Maria Rezende	39		
Conceicao Geremias	38		
6 Colombia			54.92
Beatriz Ramirez de Rio	39		
Evelina Cotes Freyre	38		
Jeannette Quiroga Duar	37		
Nubia Mena Murillo	42		
7 Slovenia			55.26
Lidija Lapajne	36		
Luciana Hvalic	35		
Zdenka Potnik	37		
Ana Jerman	43		

Name	Age	Country	Results
- Great Britain			DQ
Susan Smith	38		
Paula Standen	36		
Carole Smith	38		
Jenny Brown	36		
- Canada			DQ
Caren Joan Reindl	37		
Terri Manley	36		
Cheryl Youldon	37		
Deborah Lenz	39		

Name	Age	Country	Results
- Republic of South Africa			DQ
Esca Taljaard	37		
Arlene Salzwedel	35		
Juriana Lane	41		
Elma Bronkhorst	39		

Name	Age	Country	Results
1 Australia			4:05.4
Peta Bird	38		
Marie Kay	35		
Lynne Choate	42		
Kim Kare	38		
2 United States			4:07.01
Belinda McCoy	35		
Josephine Sullivan	70		
Donna Nielsen	37		
Theresa Haynes	38		

Name	Age	Country	Results
3 Germany			4:08.41
Anke Moritz	36		
Dr. Elke Neuendorf	35		
Petra Schmalfeld	36		
Annette Koop	37		
4 Great Britain			4:11.22
Carole Smith	38		
Susan Smith	38		
Joylyn Saunders	42		
Jenny Brown	36		

Name	Age	Country	Results
5 Republic of South Africa			4:15.68
Esca Taljaard	37		
Arlene Salzwedel	35		
Juriana Lane	41		
Annatjie Engelbrecht	43		
6 Brazil			4:30.51
Ana Maria Rezende	39		
Naida Freitas	45		
Nara Beatriz Da Silva	38		
Conceicao Geremias	38		

Name	Age	Country	Results
7 Ireland			4:49.79
Jean O'Neill	49		
Irene McLoughlin	36		
Rosaleen Hayden	46		
Mags Greenan	37		

Name	Age	Country	Results
8 Slovenia			55.26
Lidija Lapajne	36		
Luciana Hvalic	35		
Zdenka Potnik	37		
Ana Jerman	43		

Name	Age	Country	Results
- Great Britain			DQ
Susan Smith	38		
Paula Standen	36		
Carole Smith	38		
Jenny Brown	36		

Name	Age	Country	Results
1 Australia			4:05.4
Peta Bird	38		
Marie Kay	35		
Lynne Choate	42		
Kim Kare	38		

Name	Age	Country	Results
2 United States			4:07.01
Belinda McCoy	35		
Josephine Sullivan	70		
Donna Nielsen	37		
Theresa Haynes	38		

Name	Age	Country	Results
3 Germany			4:08.41
Anke Moritz	36		
Dr. Elke Neuendorf	35		
Petra Schmalfeld	36		
Annette Koop	37		

Name	Age	Country	Results
4 Great Britain			4:11.22
Carole Smith	38		
Susan Smith	38		
Joylyn Saunders	42		
Jenny Brown	36		

Name	Age	Country	Results
5 Republic of South Africa			4:15.68
Esca Taljaard	37		
Arlene Salzwedel	35		
Juriana Lane	41		
Annatjie Engelbrecht	43		

**High Jump**

**FINAL**

1 Lidija Lapajne	36	SLO	1.76m
------------------	----	-----	-------

Name	Age	Country	Results
2 Jenny Brown	36	GBR	1.72m
3 Petra Gregor	36	GER	1.64m
4 Galina Brigadnaja	36	TKM	1.60m
5 Jutta Pfannkuche	37	GER	1.56m
6 Theresa Haynes	38	USA	1.56m
7 Martha Mendenhall	36	USA	1.56m
8 Dagmar Hill	35	GER	1.52m
9 Anne Kiudsoo	36	EST	1.44m
10 Paula Standen	36	GBR	1.44m
11 Marie Kay	35	AUS	1.44m
12 Jutta Neumann	39	GER	1.28m
13 Meena Bora Saikia	36	IND	1.24m
14 Lynn Davis	39	USA	1.07m

**Pole Vault**

**FINAL**

1 Petra Herrmann	35	GER	3.00m
2 Conceicao Geremias	38	BRA	2.60m
3 Marina Protz	37	GER	2.00m

**Long Jump**

**FINAL**

1 Petra Herrmann	35	GER	5.36m 1.2
2 Petra Gregor	36	GER	5.31m 1.0
3 Jenny Brown	36	GBR	5.31m 1.7
4 Luciana Hvalic	35	SLO	5.25m 0.8
5 Donna Pope-Green	38	USA	5.14m 0.0
6 Marie Kay	35	AUS	5.08m 0.0
7 Deborah Lenz	39	CAN	4.74m 1.5
8 Martha Mendenhall	36	USA	4.35m 0.6
9 Jennifer Fisher	35	BER	3.93m 0.8
10 Eliana DinizMendes	37	BRA	3.79m 0.3
- Jeannette Quiroga			FOUL
- Duarte	37	COL	NWI
- Ana SandovalParedes	39	CHI	FOUL NWI

**Triple Jump**

**FINAL**

1 Conceicao Geremias	38	BRA	12.12m 2.7
2 Petra Herrmann	35	GER	11.83m 4.5
3 Jenny Brown	36	GBR	11.07m 2.0
4 Marie Kay	35	AUS	10.60m 2.1
5 Jutta Pfannkuche	37	GER	9.68m 2.2
6 Jeannette Quiroga			FOUL
- Duarte	37	COL	8.80m 2.1
7 Paula Standen	36	GBR	8.35m 2.8
8 Julie Wiedis	36	USA	7.43m 3.3

**Shot Put 4 kg**

**FINAL**

1 Carol Finsrud	38	USA	12.43m
2 Zsuzsanna Magyar	36	HUN	11.71m
3 Gadrun Emmert	39	GER	11.70m
4 Yosephine Mahuse	39	INA	11.53m
5 Sarah Boslaugh	39	USA	10.91m
6 Siv Karlstrom	38	FIN	9.62m
7 Ana Bertha Garcia Vizcarra	39	MEX	9.05m
8 Jutta Neumann	39	GER	8.94m
9 Luz Amparo Bello deMarquez	35	COL	8.17m
10 Shellie Banks	37	USA	7.91m

**Discus Throw 1 kg**

**FINAL**

1 Carol Finsrud	38	USA	48.92m
2 Dorie Cortejo	37	PHI	37.52m
3 Sarah Boslaugh	39	USA	35.20m
4 Gadrun Emmert	39	GER	34.70m
5 Jutta Neumann	39	GER	34.26m

Name	Age	Country	Results
6 Angelika Holder	39	GER	33.66m
7 Elisabete Lopes Cardoso	37	POR	32.44m
8 Ana Bertha Garcia Vizcarra	39	MEX	30.94m
9 Yosephine Mahuse	39	INA	28.18m
10 Jenny Earle	36	GBR	27.76m
11 Ramasamy Pushfa	38	MAS	24.18m
12 Luz Amparo Bello deMarquez	35	COL	23.86m
13 Deborah Ecklund	35	USA	23.56m

**Hammer Throw 4 kg**

**FINAL**

1 Sarah Boslaugh	39	USA	40.80m
2 Gadrun Emmert	39	GER	36.80m
3 Evelina Cotes Freyre	38	COL	36.50m
4 Jenny Earle	36	GBR	31.60m
5 Siv Karlstrom	38	FIN	31.40m
6 Luz Amparo Bello deMarquez	35	COL	30.20m
7 Beatriz Ramirez de Rios	39	COL	27.90m
8 LaGie Swanson	36	USA	25.00m
9 Deborah Ecklund	35	USA	18.10m
10 Abha Sharma	38	IND	16.70m

**Javelin Throw 600g**

**FINAL**

1 Sandra Dejus	37	LAT	37.70m
2 Peta Bird	38	AUS	33.00m
3 Evelina Cotes Freyre	38	COL	31.10m
4 Hannidise Illmann	37	PER	29.40m
5 LaGie Swanson	36	USA	28.80m
6 Ramasamy Pushfa	38	MAS	25.50m
7 Julie Wiedis	36	USA	25.30m
8 Deborah Ecklund	35	USA	18.90m
9 Ana Bertha Garcia Vizcarra	39	MEX	12.60m
- Sarah Boslaugh	39	USA	

**Heptathlon**

1 Conceicao Geremias	BRA	50.00					
100HH	16.01	814	w				
HJ	1.64m	928					
SP	13.02m	729					
200	27.11	751	w	N			
LJ	5.47m	810	w				
JT	33.84m	657					
800	2:41.15	622					
2 Jenny Brown	GBR	50.00					
100HH	16.62	740	w				
HJ	1.67m	978					
SP	9.48m	495					
200	28.01	678	w	N			
LJ	5.32m	762	w				
JT	32.72m	631					
800	2:28.29	778					
3 Donna Ricks	USA	40.00					

Name	Age	Country	Results
2 Anke Moritz	36	GER	14.90
3 Deborah Keenleyside	37	GBR	15.97
4 Martha Mendenhall	36	USA	18.52

Heat 2 Wind Reading: 2.0

1 Jocelyn Harwood	37	GBR	14.49
2 Esca Taljaard	37	RSA	16.28
3 Angelika Holder	39	GER	17.97
4 Balari Binamai	36	IND	18.62
5 Zdenka Potnik	37	SLO	19.36

**FINAL**

Wind Reading: -5.2

1 Jocelyn Harwood	37	GBR	15.02
2 Christine Muller	36	SUI	15.24
3 Anke Moritz	36	GER	16.24
4 Deborah Keenleyside	37	GBR	17.30
5 Esca Taljaard	37	RSA	17.56
6 Angelika Holder	39	GER	18.89
7 Balari Binamai	36	IND	19.08

**400 Meter Int Hurdles 30"**

**HEATS**

Heat 1

1 Christine Muller	36	SUI	1:08.12
2 Carole Smith	38	GBR	1:09.84
3 Petra Schmalfeld	36	GER	1:11.66
4 Balari Binamai	36	IND	1:15.69
5 Siv Karlstrom	38	FIN	1:15.99
6 Ana Maria Rezende	39	BRA	1:16.53

Heat 2

1 Caren Joan Reindl	37	CAN	1:05.96
2 Jennifer Fisher	35	BER	1:06.98
3 Denise Foreman	39	USA	1:09.68
4 Esca Taljaard	37	RSA	1:10.01
5 Donna Nielsen	37	USA	1:12.38
6 Carol Felepchuk	37	CAN	1:16.07

**FINAL**

1 Christine Muller	36	SUI	1:02.66
2 Jennifer Fisher	35	BER	1:03.55
3 Caren Joan Reindl	37	CAN	1:04.00
4 Carole Smith	38	GBR	1:07.78
5 Esca Taljaard	37	RSA	1:08.17
6 Petra Schmalfeld	36	GER	1:10.21
7 Donna Nielsen	37	USA	1:11.41

**2,000 Meter Steeplechase**

**FINAL**

1 Jennifer Fisher	35	BER	7:58.13
2 Marietjie Ceronio	38	RSA	8:07.80
3 Slavica Poznic	35	SLO	8:39.27
4 Hortensia Flores	38	CHI	10:11.06

**4x100 Meter Relay**

1 Australia	50.29
Margaret Perrott	36
Kim Kare	38
Debbie Lange	39
Peta Bird	38
2 Germany	51.50
Petra Schmalfeld	36
Dr. Elke Neuendorf	35
Anke Moritz	36
Dagmar Hill	35
3 United States	52.46
Belinda McCoy	35
Patricia Finley	35
Donna Nielsen	37
Marybeth Dillon	40
4 Netherlands	53.06
Diny Van de Ven	43
Anja Akkerman	40
Janay Kuper-de Leeuw	40
Sonja Kuipers	38

Name	Age	Country	Results
5 Brazil			54.01
Anna Maria Cafaro	40		
Nara Beatriz Da Silva	38		
Ana Maria Rezende	39		
Conceicao Geremias	38		

Name	Age	Country	Results
6 Colombia			54.92
Beatriz Ramirez de Rio	39		
Evelina Cotes Freyre	38		
Jeannette Quiroga Duar	37		
Nubia Mena Murillo	42		

Name	Age	Country	Results
7 Slovenia			55.26
Lidija Lapajne	36		
Luciana Hvalic	35		
Zdenka Potnik	37		
Ana Jerman	43		

Name	Age	Country	Results
Great Britain			DQ
Susan Smith	38		
Paula Standen	36		
Carole Smith	38		
Jenny Brown	36		

Name	Age	Country	Results
Canada			DQ
Caren Joan Reindl	37		
Terri Manley	36		
Cheryl Youldon	37		
Deborah Lenz	39		

Name	Age	Country	Results
Republic of South Africa			DQ
Esca Taljaard	37		
Arlene Salzwedel	35		
Juriana Lane	41		
Elma Bronkhorst	39		

Name	Age	Country	Results
1 Australia			4:05.4
Peta Bird	38		
Marie Kay	35		
Lynne Choate	42		
Kim Kare	38		

Name	Age	Country	Results
2 United States			4:07.01
Belinda McCoy	35		
Josephine Sullivan	70		
Donna Nielsen	37		
Theresa Haynes	38		

Name	Age	Country	Results
3 Germany			4:08.41
Anke Moritz	36		
Dr. Elke Neuendorf	35		
Petra Schmalfeld	36		
Annette Koop	37		

Name	Age	Country	Results
4 Great Britain			4:11.22
Carole Smith	38		
Susan Smith	38		
Joylyn Saunders	42		
Jenny Brown	36		

Name	Age	Country	Results
5 Republic of South Africa			4:15.68
Esca Taljaard	37		
Arlene Salzwedel	35		
Juriana Lane	41		
Annatjie Engelbrecht	43		

Name	Age	Country	Results
6 Brazil			4:30.51
Ana Maria Rezende	39		
Naida Freitas	45		
Nara Beatriz Da Silva	38		
Conceicao Geremias	38		

Name	Age	Country	Results
7 Ireland			4:49.79
Jean O'Neill	49		
Irene McLoughlin	36		
Rosaleen Hayden	46		
Mags Greenan	37		

Name	Age	Country	Results
1 Lidija Lapajne	36	SLO	1.76m

Name	Age	Country	Results
2 Jenny Brown	36	GBR	1.72m
3 Petra Gregor	36	GER	1.64m
4 Galina Brigadnaja	36	TKM	1.60m
5 Jutta Pfannkuche	37	GER	1.56m
6 Theresa Haynes	38	USA	1.56m
7 Martha Mendenhall	36	USA	1.56m
8 Dagmar Hill	35	GER	1.52m
9 Anne Kiudsoo	36	EST	1.44m
10 Paula Standen	36	GBR	1.44m
11 Marie Kay	35	AUS	1.44m
12 Jutta Neumann	39	GER	1.28m
13 Meena Bora Saikia	36	IND	1.24m
14 Lynn Davis	39	USA	1.07m

Name	Age	Country	Results
FINAL			
1 Petra Herrmann	35	GER	3.00m
2 Conceicao Geremias	38	BRA	2.60m
3 Marina Protz	37	GER	2.00m

Name	Age	Country	Results
FINAL			
1 Petra Herrmann	35	GER	5.36m 1.2
2 Petra Gregor	36	GER	5.31m 1.0
3 Jenny Brown	36	GBR	5.31m 1.7
4 Luciana Hvalic	35	SLO	5.25m 0.8
5 Donna Pope-Green	38	USA	5.14m 0.0
6 Marie Kay	35	AUS	5.08m 0.0
7 Deborah Lenz	39	CAN	4.74m 1.5
8 Martha Mendenhall	36	USA	4.35m 0.6
9 Jennifer Fisher	35	BER	3.93m 0.8
10 Eliana DinizMendes	37	BRA	3.79m 0.3
- Jeannette Quiroga Duarte	37	COL	FOUL
- Ana SandovalParedes	39	CHI	FOUL

Name	Age	Country	Results
FINAL			
1 Conceicao Geremias	38	BRA	12.12m 2.7
2 Petra Herrmann	35	GER	11.83m 4.5
3 Jenny Brown	36	GBR	11.07m 2.0
4 Marie Kay	35	AUS	10.60m 2.1
5 Jutta Pfannkuche	37	GER	9.68m 2.2
6 Jeannette Quiroga Duarte	37	COL	8.80m 2.1
7 Paula Standen	36	GBR	8.35m 2.8
8 Julie Wiedis	36	USA	7.43m 3.3

Name	Age	Country	Results
FINAL			
1 Carol Finsrud	38	USA	12.43m
2 Zsuzsanna Magyar	36	HUN	11.71m
3 Gadrun Emmert	39	GER	11.70m
4 Yosephine Mahuse	39	INA	11.53m
5 Sarah Boslaugh	39	USA	10.91m
6 Siv Karlstrom	38	FIN	9.62m
7 Ana Bertha Garcia Vizcarra	39	MEX	9.05m
8 Jutta Neumann	39	GER	8.94m
9 Luz Amparo Bello deMarquez	35	COL	8.17m
10 Shellie Banks	37	USA	7.91m

Name	Age	Country	Results
FINAL			
1 Carol Finsrud	38	USA	48.92m
2 Dorie Cortejo	37	PHI	37.52m
3 Sarah Boslaugh	39	USA	35.20m
4 Gadrun Emmert	39	GER	34.70m
5 Jutta Neumann	39	GER	34.26m

Name	Age	Country	Results
FINAL			
1 Sarah Boslaugh	39	USA	40.80m
2 Gadrun Emmert	39	GER	36.80m
3 Evelina Cotes Freyre	38	COL	36.52m
4 Jenny Earle	36	GBR	31.62m
5 Siv Karlstrom	38	FIN	31.44m
6 Luz Amparo Bello deMarquez	35	COL	30.24m
7 Beatriz Ramirez de Rio	39	COL	27.92m
8 LaGie Swanson	36	USA	25.08m
9 Deborah Ecklund	35	USA	18.18m
10 Abha Sharma	38	IND	16.70m

Name	Age	Country	Results
FINAL			
1 Sandra Dejus	37	LAT	37.76m
2 Peta Bird	38	AUS	33.00m
3 Evelina Cotes Freyre	38	COL	31.16m
4 Hannielise Illmann	37	PER	29.46m
5 LaGie Swanson	36	USA	28.88m
6 Ramasamy Pushfa	38	MAS	25.52m
7 Julie Wiedis	36	USA	25.30m
8 Deborah Ecklund	35	USA	18.52m
9 Ana Bertha Garcia Vizcarra	39	MEX	12.64m
- Sarah Boslaugh	39	USA	ND

Name	Age	Country	Results
FINAL			
1 Conceicao Geremias	BRA		5311
100HH	16.01	814	w: 6.5
HJ	1.64m	928	
SP	13.02m	729	
200	27.11	751	w: NWI
LJ	5.47m	810	w: 2.9
JT	33.84m	657	
800	2:41.15	622	

Name	Age	Country	Results
2 Jenny Brown	GBR		5062
100HH	16.62	740	w: 6.5
HJ	1.67m	978	
SP	9.48m	495	
200	28.01	678	w: NWI
LJ	5.32m	762	w: 4.4
JT	32.72m	631	
800	2:28.29	778	

Name	Age	Country	Results
3 Donna Ricks	USA		4952
100HH	16.30	778	w: 4.3
HJ	1.61m	891	
SP	9.98m	528	
200	27.62	709	w: NWI
LJ	5.14m	706	w: 3.0
JT	31.16m	596	
800	2:30.99	744	

Name	Age	Country	Results
4 Peta Bird	AUS		4544
100HH	18.38	544	w: 6.0
HJ	1.49m	736	
SP	9.25m	480	
200	26.63	792	w: NWI
LJ	5.09m	691	w: 1.2
JT	31.44m	603	
800	2:34.76	698	

Name	Age	Country	Results
FINAL			
1 Lidija Lapajne	36	SLO	1.76m

**Hammer Throw 4 kg**

Name	Age	Country	Results
FINAL			
1 Sarah Boslaugh	39	USA	40.80m
2 Gadrun Emmert	39	GER	36.80m
3 Evelina Cotes Freyre	38	COL	36.52m
4 Jenny Earle	36	GBR	31.62m
5 Siv Karlstrom	38	FIN	31.44m
6 Luz Amparo Bello deMarquez	35	COL	30.24m
7 Beatriz Ramirez de Rio	39	COL	27.92m
8 LaGie Swanson	36	USA	25.08m
9 Deborah Ecklund	35	USA	18.18m
10 Abha Sharma	38	IND	16.70m

**Javelin Throw 600g**

Name	Age	Country	Results
FINAL			
1 Sandra Dejus	37	LAT	37.76m
2 Peta Bird	38	AUS	33.00m
3 Evelina Cotes Freyre	38	COL	31.16m
4 Hannielise Illmann	37	PER	29.46m
5 LaGie Swanson	36	USA	28.88m
6 Ramasamy Pushfa	38		

Name	Age	Country	Results
5 Marie Kay		AUS	4346
100HH	18.01	584	w: -4.3
HJ	1.49m	736	
SP	8.76m	449	
200	28.71	624	w: NWI
LJ	5.05m	677	w: 1.6
JT	30.72m	587	
800	2:35.50	689	
6 Dagmar Hill		GER	4037
100HH	17.74	612	w: -4.3
HJ	1.52m	771	
SP	9.68m	509	
200	28.69	625	w: NWI
LJ	5.17m	715	w: 3.8
JT	19.94m	349	
800	2:56.60	456	
7 Corry Fox		CAN	3939
100HH	16.63	739	w: -4.3
HJ	1.49m	736	
SP	10.52m	564	
200	28.29	656	w: NWI
LJ	5.18m	717	w: 5.1
JT	ND	0	
800	2:49.73	527	
8 Angelika Holder		GER	3549
100HH	18.55	527	w: -6.5
HJ	1.43m	666	
SP	9.62m	504	
200	30.93	463	w: NWI
LJ	4.41m	487	w: 2.7
JT	24.08m	440	
800	2:56.02	462	
9 Katalin Bodi		HUN	3298
100HH	19.70	417	w: -4.3
HJ	1.40m	632	
SP	9.67m	508	
200	32.89	341	w: NWI
LJ	4.11m	406	w: 6.3
JT	29.58m	561	
800	2:58.97	433	
10 Norma Gonzalez		MEX	2791
100HH	18.59	523	w: -4.3
HJ	1.40m	632	
SP	5.11m	215	
200	31.52	425	w: NWI
LJ	3.98m	371	w: 6.4
JT	11.06m	158	
800	2:55.53	467	
11 Hortensia Flores		CHI	2485
100HH	22.74	182	w: -4.3
HJ	1.28m	491	
SP	7.93m	395	
200	32.73	350	w: NWI
LJ	4.17m	423	w: 3.1
JT	15.42m	251	
800	3:03.17	393	
12 Marina Protz		GER	2122
100HH	20.19	373	w: -6.5
HJ	1.22m	419	
SP	6.90m	329	
200	34.01	278	w: NWI
LJ	3.75m	315	w: 2.0
JT	19.70m	344	
800	3:52.42	64	

**Weight Pentathlon**

1 Sarah Boslaugh		USA	3159
HT	41.00m	741	
SP	10.92m	590	
DT	38.04m	616	
JT	20.66m	365	
WT	12.19m	847	

Name	Age	Country	Results
2 Gadrun Emmert		GER	2880
HT	37.96m	673	
SP	10.89m	588	
DT	35.48m	566	
JT	19.70m	344	
WT	10.50m	709	
3 Jenny Earle		GBR	2391
HT	31.92m	540	
SP	8.77m	449	
DT	28.12m	427	
JT	17.30m	292	
WT	10.17m	683	
4 Katalin Bodi		HUN	2316
HT	21.68m	319	
SP	9.25m	480	
DT	24.12m	353	
JT	31.14m	596	
WT	8.73m	568	
5 LaGie Swanson		USA	1661
HT	20.78m	300	
SP	7.56m	371	
DT	19.52m	269	
JT	26.40m	491	
WT	4.41m	230	
6 Deborah Ecklund		USA	1658
HT	17.12m	222	
SP	7.13m	343	
DT	23.44m	340	
JT	19.64m	343	
WT	6.74m	410	
7 Abha Sharma		IND	1198
HT	18.60m	253	
SP	5.83m	261	
DT	18.00m	242	
JT	12.84m	196	
WT	4.62m	246	

**Cross Country**

1 Marietje Ceronio	38	RSA	41:02
2 Catherine Hennessy	35	IRL	41:10
3 Jennifer Ditchfield	35	CAN	41:38
4 Mags Greenan	37	IRL	42:18
5 Martha Orduna	36	COL	43:43
6 Mary Fanelli-Lund	36	USA	44:14
7 Sheila Purves	39	HKG	44:37
8 Charlene MacDonald	38	CAN	45:46
9 Hui Wai Yin	36	HKG	49:46
10 Yip Lai Fung	38	HKG	54:03
11 Leila Siltakoski	39	FIN	55:48
12 Phillip Sau Wai	36	HKG	1:05:04
13 Barbara Panzica	39	USA	1:08:28

**Cross Country Team**

1 Ireland	2:08:54
Catherine Hennessy	41:10
Mags Greenan	42:18
Evelyn Mc Nelis	45:26
2 Hong Kong	2:28:26
Sheila Purves	44:37
Hui Wai Yin	49:46
Yip Lai Fung	54:03

**10km Road Walk**

1 Victoria Herazo	36	USA	48:09
2 Lynda Brubaker	38	USA	50:16
3 Maryanne Torrellas	36	USA	53:47
4 Gloria Rawls	38	USA	54:01
5 Christine Sakelarios	35	USA	55:50
6 Debbie Benton	37	USA	56:36
7 Diane Podsiadlik	35	USA	59:18
8 Deborah Stegman	39	USA	59:29
9 Virginia Fong	39	USA	1:02:45
10 Alejandra Ortiz Rojas	37	CHI	1:06:50
11 Robin McIntosh	35	USA	1:06:55
12 Susan Morgan	37	USA	1:10:47

Name	Age	Country	Results
<b>10km Road Walk Team</b>			
1 United States			2:32:12
Victoria Herazo			48:09
Lynda Brubaker			50:16
Maryanne Torrellas			53:47
2 Canada			3:08:00
June-Marie Provost			1:01:32
Marilyn Chute			1:02:03
Susan Burnett			1:04:25

**Marathon**

1 Laura Luckert	38	USA	2:57:58
2 Chantae Mercier	35	CAN	3:06:48
3 Emiko Ikeuchi	38	JPN	3:17:03
4 Heather Stuart	37	IRL	3:32:53
5 Rita VanHauwermeiren	39	BEL	3:42:21
6 Janet Dahlquist	39	USA	3:45:02
7 Susan Ellis	35	USA	3:51:38
8 Nicole Caujolle	37	FRA	3:55:23
9 Phyllis Brown	39	CAN	3:57:31
10 Yip Lai Fung	38	HKG	3:58:19
11 Deborah Symoniak	36	USA	3:59:56
12 Susan Baehre	36	USA	4:03:12
13 Helen Ryan	37	USA	4:03:36
14 Paula Terranova	37	USA	4:05:57
15 Sharon Linstedt	39	USA	4:21:39
16 Laju Nankani	38	USA	4:22:10
17 Barbara Fleetwood	39	USA	4:36:26
18 Hui Wai Yin	36	HKG	4:36:41
19 Barbara Hardy	36	USA	4:47:10
20 Amy Vigneron	35	USA	4:50:18
21 Mary McGuire	36	USA	4:53:13
22 Phillip Sau Wai	36	HKG	5:01:05
23 Joan DeMarie Oberlin	37	USA	5:02:55

**Marathon Team**

1 United States	10:34:38
Laura Luckert	2:57:58
Janet Dahlquist	3:45:02
Susan Ellis	3:51:38
2 Canada	11:24:47
Chantae Mercier	3:06:48
Phyllis Brown	3:57:31
Mary McColl	4:20:28
3 Hong Kong	12:59:04
Yip Lai Fung	3:58:19
Lau Fung Ling	4:24:04
Hui Wai Yin	4:36:41

**WOMEN 40**

**100 Meter Dash**

HEATS			
<b>Heat 1 Wind Reading: -4.4</b>			
1 Anita De Villiers	43	RSA	13.69
2 Nubia Mena Murillo	42	COL	13.90
3 Helen Maria Da Silva Pires	44	POR	14.46
4 Graciela Perez de DeNiro	40	ARG	14.51
5 Sharon Warren	44	USA	14.52
6 Trinidad R. Castillo	43	VEN	15.08
7 Liliana De Miranda	44	PER	15.99
8 Ma Esther RosalesSaavedra	40	MEX	17.40
<b>Heat 2 Wind Reading: -3.6</b>			
1 Lynne Choate	42	AUS	13.31
2 Irene Thompson	41	USA	13.42
3 Sumako Tasaki	42	JPN	13.90
4 Ortrud Schnieder	41	GER	14.45
5 Kathryn Heagney	44	AUS	14.54
6 Anna Maria Cafaro	40	BRA	14.55
6 Christine Love	41	GBR	14.55
8 Prochy Mehta	41	IND	15.61

Name	Age	Country	Results
<b>Heat 3 Wind Reading: -2.8</b>			
1 Inge Dech	41	GER	13.42
2 Birgit Sander	43	GER	13.68
3 Joylyn Saunders	42	GBR	13.78
4 Marize Kozlovska	44	LAT	14.29
5 Octavia Wilson	40	USA	15.29
6 Filomena Araya	43	ARG	15.98
7 Elize Hartung	40	NAM	16.20
- Nela Basinski-Szuber	42	CAN	NT
<b>Heat 4 Wind Reading: -3.3</b>			
1 Jacqueline Board	42	USA	13.73
2 Anita Verzele	44	BEL	14.08
3 Margaret Hendershot	40	CAN	14.35
4 Olga Codrington	44	GBR	14.40
5 Lee Shew Keng	40	MAS	14.49
6 Maria Emilia Da Silva Pires	40	POR	15.05
7 Teresa Chaparro	40	VEN	15.08

**SEMI FINALS**

<b>Heat 1 Wind Reading: -1.6</b>			
1 Lynne Choate	42	AUS	13.04
2 Irene Thompson	41	USA	13.20
3 Jacqueline Board	42	USA	13.56
4 Joylyn Saunders	42	GBR	13.66
5 Anita Verzele	44	BEL	13.89
6 Helen Maria Da Silva Pires	44	POR	14.45
7 Lee Shew Keng	40	MAS	14.50
7 Marize Kozlovska	44	LAT	14.50

<b>Heat 2 Wind Reading: 0.7</b>			
1 Inge Dech	41	GER	13.15
2 Anita De Villiers	43	RSA	13.27
3 Birgit Sander	43	GER	13.38
4 Sumako Tasaki	42	JPN	13.47
5 Nubia Mena Murillo	42	COL	13.68
6 Ortrud Schnieder	41	GER	13.89
7 Olga Codrington	44	GBR	13.92
8 Margaret Hendershot	40	CAN	13.95

**FINAL**

<b>Wind Reading: -2.6</b>			
1 Irene Thompson	41	USA	13.09
2 Lynne Choate	42	AUS	13.25
3 Inge Dech	41	GER	13.52
4 Anita De Villiers	43	RSA	13.61
5 Birgit Sander	43	GER	13.66
6 Jacqueline Board	42	USA	13.66
7 Sumako Tasaki	42	JPN	13.69
8 Joylyn Saunders	42	GBR	23.61

**200 Meter Dash**

HEATS			
<b>Heat 1 Wind Reading: 6.3</b>			
1 Lynne Choate	42	AUS	27.93
2 Nubia Mena Murillo	42	COL	28.81
3 Tina Stough	42	USA	29.17
4 Ortrud Schnieder	41	GER	29.44
5 Sharon Warren	44	USA	30.30
6 Maria Emilia Da Silva Pires	40	POR	31.35
<b>Heat 2 Wind Reading: 4.3</b>			
1 Sumako Tasaki	42	JPN	27.60
2 Lourdes Nicola	40	VEN	27.76
3 Graciela Perez de DeNiro	40	ARG	30.52
4 Teresa Chaparro	40	VEN	31.95
5 Leah Rewolinski	41	USA	34.62
6 Mira Maitra	43	IND	40.84
<b>Heat 3 Wind Reading: 4.1</b>			
1 Anita De Villiers	43	RSA	28.01
2 Irene Thompson	41	USA	28.14
3 Anita Verzele	44		

Name	Age	Country	Results
6 Mary Ryan	42	USA	30.92
<b>Heat 4 Wind Reading: 4.5</b>			
1 Jacqueline Board	42	USA	28.22
2 Margaret Hendershot	40	CAN	29.16
3 Annatjie Engelbrecht	43	RSA	30.18
4 Anna Maria Cafaro	40	BRA	30.21
5 Marga Otten	42	NED	30.25
6 Olga Codrington	44	GBR	30.26
7 Ma Esther RosalesSaavedra	40	MEX	36.59

**SEMI FINALS**

Name	Age	Country	Results
<b>Heat 1 Wind Reading: 1.6</b>			
1 Irene Thompson	41	USA	26.79
2 Lynne Choate	42	AUS	27.53
3 Anita De Villiers	43	RSA	27.55
4 Nubia Mena Murillo	42	COL	27.94
5 Tina Stough	42	USA	28.53
6 Ortrud Schnieder	41	GER	28.55
7 Anna Maria Cafaro	40	BRA	29.31
8 Annatjie Engelbrecht	43	RSA	30.08

Name	Age	Country	Results
<b>Heat 2 Wind Reading: 4.9</b>			
1 Lourdes Nicola	40	VEN	26.75
2 Sumako Tasaki	42	JPN	27.32
3 Jacqueline Board	42	USA	27.49
4 Margaret Hendershot	40	CAN	27.76
5 Anita Verzele	44	BEL	27.90
6 Kathryn Heagney	44	AUS	28.29
7 Marga Otten	42	NED	29.63
8 Graciela Perez de DeNiro	40	ARG	29.63

**FINAL**

Name	Age	Country	Results
<b>Wind Reading: -3.6</b>			
1 Irene Thompson	41	USA	26.31
2 Lynne Choate	42	AUS	26.85
3 Lourdes Nicola	40	VEN	27.23
4 Jacqueline Board	42	USA	27.36
5 Anita De Villiers	43	RSA	27.37
6 Sumako Tasaki	42	JPN	27.66
7 Nubia Mena Murillo	42	COL	28.11
8 Margaret Hendershot	40	CAN	28.55

**400 Meter Dash**

**HEATS**

Name	Age	Country	Results
<b>Heat 1</b>			
1 Jacqueline Board	42	USA	1:01.24
2 Jody Murray	42	USA	1:03.47
3 Anita Verzele	44	BEL	1:03.94
4 Jaany Kuper-de Leeuw	40	NED	1:06.72
5 Mary Ryan	42	USA	1:08.33
6 Jutta Schoeppe	40	GER	1:08.88
7 Mechteld Ross	40	NED	1:08.90
8 Ma Esther RosalesSaavedra	40	MEX	1:19.65

Name	Age	Country	Results
<b>Heat 2</b>			
1 Irene Thompson	41	USA	1:03.56
2 Diny Van de Ven	43	NED	1:03.67
3 Bernadette Rahim	42	FRA	1:04.96
4 Anna Maria Cafaro	40	BRA	1:06.03
5 Sigrid Schwarz	41	GER	1:06.96
6 Darbie MacCubbin	41	USA	1:09.57
7 Nancy Gworek	41	USA	1:33.83

Name	Age	Country	Results
<b>Heat 3</b>			
1 Jacoba Bellingan	40	RSA	1:01.05
2 Lourdes Nicola	40	VEN	1:01.78
3 Mame McMillan	43	CAN	1:02.56
4 Dagmar Gocht	42	GER	1:02.81
5 Birgit Sander	43	GER	1:04.71*
6 Marga Otten	42	NED	1:05.71
7 Maria Emilia Da Silva Pires	40	POR	1:09.29

Name	Age	Country	Results
<b>Heat 4</b>			
1 Eva-Maria Michalek	42	GER	1:04.26
2 Tina Stough	42	USA	1:04.89
3 Kathryn Heagney	44	AUS	1:05.21

Name	Age	Country	Results
4 Irene Pos	42	NED	1:08.99
5 Laura Chirivalos	43	BOL	1:11.74
6 Martha Beuermann	43	PER	1:15.84
<b>Heat 5</b>			
1 Laura L. Aguilar	40	MEX	1:02.07
2 Sumako Tasaki	42	JPN	1:02.61
3 Anita De Villiers	43	RSA	1:02.67
4 Mirian J. Reyes Delgado	40	VEN	1:03.68
5 Nubia Mena Murillo	42	COL	1:05.37
6 Annatjie Engelbrecht	43	RSA	1:07.53
7 Chew Kim Hua Hazel	41	SIN	1:09.08

**SEMI FINALS**

Name	Age	Country	Results
<b>Heat 1</b>			
1 Jacoba Bellingan	40	RSA	1:00.52
2 Irene Thompson	41	USA	1:01.57
3 Anita De Villiers	43	RSA	1:02.45
4 Jody Murray	42	USA	1:02.82
5 Diny Van de Ven	43	NED	1:02.95
6 Dagmar Gocht	42	GER	1:04.03
7 Bernadette Rahim	42	FRA	1:04.91

Name	Age	Country	Results
<b>Heat 2</b>			
1 Jacqueline Board	42	USA	1:00.92
2 Laura L. Aguilar	40	MEX	1:01.88
3 Mame McMillan	43	CAN	1:02.38
4 Lourdes Nicola	40	VEN	1:02.55
5 Sumako Tasaki	42	JPN	1:03.03
6 Mirian J. Reyes Delgado	40	VEN	1:03.38
7 Tina Stough	42	USA	1:03.42
8 Anita Verzele	44	BEL	1:05.68

**FINAL**

Name	Age	Country	Results
1 Jacoba Bellingan	40	RSA	58.29
2 Irene Thompson	41	USA	58.78
3 Jacqueline Board	42	USA	59.45
4 Laura L. Aguilar	40	MEX	1:00.70
5 Lourdes Nicola	40	VEN	1:01.39
6 Mame McMillan	43	CAN	1:01.76
7 Anita De Villiers	43	RSA	1:03.38
8 Jody Murray	42	USA	1:04.15

**800 Meter Run**

**HEATS**

Name	Age	Country	Results
<b>Heat 1</b>			
1 Ana Jerman	43	SLO	2:24.11
2 Juriana Lane	41	RSA	2:24.56
3 Mirian J. Reyes Delgado	40	VEN	2:27.05
4 Doris Hearty	41	USA	2:34.91
5 Mechteld Ross	40	NED	2:37.32
6 Martha Beuermann	43	PER	2:53.19
7 Irene Pos	42	NED	DNF

Name	Age	Country	Results
<b>Heat 2</b>			
1 Eva-Maria Michalek	42	GER	2:26.86
2 Victoria Adams	41	NZL	2:32.67
3 Jaany Kuper-de Leeuw	40	NED	2:36.13
4 Jody Murray	42	USA	2:43.16
5 Judy Ace	43	USA	2:44.96
6 Christine Guy	42	CAN	2:49.74

Name	Age	Country	Results
<b>Heat 3</b>			
1 Jacoba Bellingan	40	RSA	2:22.72
2 Mame McMillan	43	CAN	2:24.26
3 Diny Van de Ven	43	NED	2:24.56
4 Bernadette Rahim	42	FRA	2:34.41
5 Jacqueline Board	42	USA	2:36.07
6 Iraida Zalite	44	LAT	2:53.45
7 Ma Esther RosalesSaavedra	40	MEX	2:59.92

Name	Age	Country	Results
<b>Heat 4</b>			
1 Maureen De St Croix	42	CAN	2:21.24
2 Dagmar Gocht	42	GER	2:21.69
3 Laura L. Aguilar	40	MEX	2:22.01
4 Christine Wallace	41	RSA	2:35.60
5 Jessica Raper	44	RSA	2:47.05

Name	Age	Country	Results
6 Betty Clair	44	USA	2:49.91
7 P. Robin Burns	43	CAN	2:52.83

**FINAL**

Name	Age	Country	Results
1 Jacoba Bellingan	40	RSA	2:18.95
2 Maureen De St Croix	42	CAN	2:21.73
3 Eva-Maria Michalek	42	GER	2:22.60
4 Juriana Lane	41	RSA	2:23.44
5 Dagmar Gocht	42	GER	2:24.64
6 Laura L. Aguilar	40	MEX	2:24.74
7 Ana Jerman	43	SLO	2:27.97
8 Mame McMillan	43	CAN	2:28.10
9 Diny Van de Ven	43	NED	2:29.35
10 Mirian J. Reyes Delgado	40	VEN	2:33.55
11 Victoria Adams	41	NZL	2:39.75

**1,500 Meter Run**

**HEATS**

Name	Age	Country	Results
<b>Heat 1</b>			
1 Dolores Garcia Perez	44	ESP	5:08.71
2 Carol U. McLatchie	43	USA	5:10.43
3 Carol Poenisch	41	USA	5:10.48
4 Jacoba Bellingan	40	RSA	5:10.55
5 Stefanie Badenhorst	44	RSA	5:17.09
6 Pauline Watson	40	CAN	5:20.58
7 Betty Clair	44	USA	5:49.36
8 Christine Guy	42	CAN	5:49.94
9 Diane McManas	44	USA	6:02.70

Name	Age	Country	Results
<b>Heat 2</b>			
1 Carmen Diaz-Burgos	41	PUR	5:10.32
2 Eva-Maria Michalek	42	GER	5:18.67
3 Marybeth Dillon	40	USA	5:24.33
4 Jane Senda	43	CAN	5:28.83
5 Juriana Lane	41	RSA	5:44.17
6 Iraida Zalite	44	LAT	5:55.47
7 Irene Pos	42	NED	5:58.15
8 Diane Cosgrove	44	CAN	6:01.15
9 Tazeta M. Mixolitsi	40	USA	6:01.68
10 Diana M. Mixolitsi	41	GRE	6:14.11

**FINAL**

Name	Age	Country	Results
1 Jacoba Bellingan	40	RSA	4:44.01
2 Juriana Lane	41	RSA	4:45.01
3 Carol U. McLatchie	43	USA	4:50.58
4 Eva-Maria Michalek	42	GER	4:51.64
5 Dolores Garcia Perez	44	ESP	4:57.32
6 Carol Poenisch	41	USA	4:58.18
7 Carmen Diaz-Burgos	41	PUR	5:04.83
8 Marybeth Dillon	40	USA	5:12.11
9 Stefanie Badenhorst	44	RSA	5:12.87
10 Jane Senda	43	CAN	5:16.00
11 Pauline Watson	40	CAN	5:18.38
12 Irene Pos	42	NED	5:45.19
13 Christine Guy	42	CAN	5:46.02
14 Betty Clair	44	USA	5:52.07

**5,000 Meter Run**

**FINAL**

Name	Age	Country	Results
1 Carol U. McLatchie	43	USA	18:01.76
2 Helena Rantakari	42	FIN	18:31.44
3 Dolores Garcia Perez	44	ESP	18:36.89
4 Marcia Dowling	42	USA	18:50.04
5 Victoria Crisp	43	USA	18:54.31
6 Sonya Gurtner	42	SUI	19:09.33
7 Victoria Adams	41	NZL	19:10.67
8 Pauline Watson	40	CAN	19:43.21
9 Eileen Troy	41	USA	19:46.28
10 Stefanie Badenhorst	44	RSA	20:29.31
11 Mary-Beth Gorey	40	CAN	20:58.27
12 Lorna Squyer	41	USA	21:13.42
13 Paula Foidl	40	AUT	22:30.69
14 Judith Webster	40	AUS	23:32.83
15 Jody Murray	42	USA	25:18.23
16 Patricia Maloney	42	USA	25:31.31
17 Lorraine Green	43	USA	25:34.74

Name	Age	Country	Results
18 Nancy Koryu	40	CAN	27:41.64
19 Pamela Bouquin	40	USA	28:13.69
20 Daunne Zinger	41	USA	28:26.16
21 Catherine Tedford	42	CAN	28:48.55

**10,000 Meter Run**

**FINAL**

Name	Age	Country	Results
1 Helena Rantakari	42	FIN	39:15.18
2 Marcia Dowling	42	USA	39:49.17
3 Sirje Velba	40	EST	39:55.61
4 Elisebeth Gebauer	41	GER	40:22.63
5 Monika Dreyer	41	GER	40:54.83
6 Christine Rollason	43	GBR	40:57.70
7 Nicole Escudero	42	FRA	43:39.36
8 Janis Wright	44	USA	45:09.18
9 Judith Webster	40	AUS	47:41.98
10 Amma Kapuscinska	43	POL	48:37.00
11 Catherine Tedford	42	CAN	59:26.59
12 Daunne Zinger	41	USA	59:44.41

**5,000 Meter Race Walk**



Name	Age	Country	Results
6 Mary Ryan	42	USA	30.92
<b>Heat 4 Wind Reading: 4.5</b>			
1 Jacqueline Board	42	USA	28.22
2 Margaret Hendershot	40	CAN	29.16
3 Annatjie Engelbrecht	43	RSA	30.18
4 Anna Maria Cafaro	40	BRA	30.21
5 Marga Otten	42	NED	30.25
6 Olga Codrington	44	GBR	30.26
7 Ma Esther RosalesSaavedra	40	MEX	36.59

**SEMI FINALS**

<b>Heat 1 Wind Reading: 1.6</b>			
1 Irene Thompson	41	USA	26.79
2 Lynne Choate	42	AUS	27.53
3 Anita De Villiers	43	RSA	27.55
4 Nubia Mena Murillo	42	COL	27.94
5 Tina Stough	42	USA	28.53
6 Ortrud Schnieder	41	GER	28.55
7 Anna Maria Cafaro	40	BRA	29.31
8 Annatjie Engelbrecht	43	RSA	30.08

<b>Heat 2 Wind Reading: 4.9</b>			
1 Lourdes Nicola	40	VEN	26.75
2 Sumako Tasaki	42	JPN	27.32
3 Jacqueline Board	42	USA	27.49
4 Margaret Hendershot	40	CAN	27.76
5 Anita Verzele	44	BEL	27.90
6 Kathryn Heagney	44	AUS	28.29
7 Marga Otten	42	NED	29.63
7 Graciela Perez de DeNiro	40	ARG	29.63

**FINAL**

<b>Wind Reading: -3.6</b>			
1 Irene Thompson	41	USA	26.31
2 Lynne Choate	42	AUS	26.85
3 Lourdes Nicola	40	VEN	27.23
4 Jacqueline Board	42	USA	27.36
5 Anita De Villiers	43	RSA	27.37
6 Sumako Tasaki	42	JPN	27.66
7 Nubia Mena Murillo	42	COL	28.11
8 Margaret Hendershot	40	CAN	28.55

**400 Meter Dash**

**HEATS**

<b>Heat 1</b>			
1 Jacqueline Board	42	USA	1:01.24
2 Jody Murray	42	USA	1:03.47
3 Anita Verzele	44	BEL	1:03.94
4 Janny Kuper-de Lecuw	40	NED	1:06.72
5 Mary Ryan	42	USA	1:08.33
6 Jutta Schoeppe	40	GER	1:08.88
7 Mecheld Ross	40	NED	1:08.90
8 Ma Esther RosalesSaavedra	40	MEX	1:19.65

<b>Heat 2</b>			
1 Irene Thompson	41	USA	1:03.56
2 Diny Van de Ven	43	NED	1:03.67
3 Bernadette Rahim	42	FRA	1:04.96
4 Anna Maria Cafaro	40	BRA	1:06.03
5 Stigrid Schwarz	41	GER	1:06.96
6 Darbie MacCubbin	41	USA	1:09.57
7 Nancy Gworek	41	USA	1:33.83

<b>Heat 3</b>			
1 Jacoba Bellingan	40	RSA	1:01.05
2 Lourdes Nicola	40	VEN	1:01.78
3 Marnie McMillan	43	CAN	1:02.56
4 Dagmar Gocht	42	GER	1:02.81
5 Birgit Sander	43	GER	1:04.71*
6 Marga Otten	42	NED	1:05.71
7 Maria Emilia Da Silva Pires	40	POR	1:09.29

<b>Heat 4</b>			
1 Eva-Maria Michalek	42	GER	1:04.26
2 Tina Stough	42	USA	1:04.89
3 Kathryn Heagney	44	AUS	1:05.21

Name	Age	Country	Results
4 Irene Pos	42	NED	1:08.99
5 Laura Chiriavalos	43	BOL	1:11.74
6 Martha Beuermann	43	PER	1:15.84
<b>Heat 5</b>			
1 Laura L. Aguilar	40	MEX	1:02.07
2 Sumako Tasaki	42	JPN	1:02.61
3 Anita De Villiers	43	RSA	1:02.67
4 Mirian J. Reyes Delgado	40	VEN	1:03.68
5 Nubia Mena Murillo	42	COL	1:05.37
6 Annatjie Engelbrecht	43	RSA	1:07.53
7 Chew Kim Hua Hazel	41	SIN	1:09.08

**SEMI FINALS**

<b>Heat 1</b>			
1 Jacoba Bellingan	40	RSA	1:00.52
2 Irene Thompson	41	USA	1:01.57
3 Anita De Villiers	43	RSA	1:02.45
4 Jody Murray	42	USA	1:02.82
5 Diny Van de Ven	43	NED	1:02.95
6 Dagmar Gocht	42	GER	1:04.03
7 Bernadette Rahim	42	FRA	1:04.91

<b>Heat 2</b>			
1 Jacqueline Board	42	USA	1:00.92
2 Laura L. Aguilar	40	MEX	1:01.88
3 Marnie McMillan	43	CAN	1:02.38
4 Lourdes Nicola	40	VEN	1:02.55
5 Sumako Tasaki	42	JPN	1:03.03
6 Mirian J. Reyes Delgado	40	VEN	1:03.38
7 Tina Stough	42	USA	1:03.42
8 Anita Verzele	44	BEL	1:05.68

**FINAL**

1 Jacoba Bellingan	40	RSA	58.29
2 Irene Thompson	41	USA	58.78
3 Jacqueline Board	42	USA	59.45
4 Laura L. Aguilar	40	MEX	1:00.70
5 Lourdes Nicola	40	VEN	1:01.39
6 Marnie McMillan	43	CAN	1:01.76
7 Anita De Villiers	43	RSA	1:03.38
8 Jody Murray	42	USA	1:04.15

**800 Meter Run**

**HEATS**

<b>Heat 1</b>			
1 Ana Jerman	43	SLO	2:24.11
2 Juriana Lane	41	RSA	2:24.56
3 Mirian J. Reyes Delgado	40	VEN	2:27.05
4 Doris Hearty	41	USA	2:34.91
5 Mecheld Ross	40	NED	2:37.32
6 Martha Beuermann	43	PER	2:53.19
- Irene Pos	42	NED	DNF

<b>Heat 2</b>			
1 Eva-Maria Michalek	42	GER	2:26.86
2 Victoria Adams	41	NZL	2:32.67
3 Janny Kuper-de Lecuw	40	NED	2:36.13
4 Jody Murray	42	USA	2:43.16
5 Judy Ace	43	USA	2:44.96
6 Christine Guy	42	CAN	2:49.74

<b>Heat 3</b>			
1 Jacoba Bellingan	40	RSA	2:22.72
2 Marnie McMillan	43	CAN	2:24.26
3 Diny Van de Ven	43	NED	2:24.56
4 Bernadette Rahim	42	FRA	2:34.41
5 Jacqueline Board	42	USA	2:36.07
6 Iraidia Zalite	44	LAT	2:53.45
7 Ma Esther RosalesSaavedra	40	MEX	2:59.92

<b>Heat 4</b>			
1 Maureen De St Croix	42	CAN	2:21.24
2 Dagmar Gocht	42	GER	2:21.69
3 Laura L. Aguilar	40	MEX	2:22.01
4 Christine Wallace	41	RSA	2:35.60
5 Jessica Raper	44	RSA	2:47.05

Name	Age	Country	Results
6 Betty Clair	44	USA	2:49.91
7 P. Robin Burns	43	CAN	2:52.83

**FINAL**

1 Jacoba Bellingan	40	RSA	2:18.95
2 Maureen De St Croix	42	CAN	2:21.73
3 Eva-Maria Michalek	42	GER	2:22.60
4 Juriana Lane	41	RSA	2:23.44
5 Dagmar Gocht	42	GER	2:24.64
6 Laura L. Aguilar	40	MEX	2:24.74
7 Ana Jerman	43	SLO	2:27.97
8 Marnie McMillan	43	CAN	2:28.10
9 Diny Van de Ven	43	NED	2:29.35
10 Mirian J. Reyes Delgado	40	VEN	2:33.55
11 Victoria Adams	41	NZL	2:39.75

**1,500 Meter Run**

**HEATS**

<b>Heat 1</b>			
1 Dolores Garcia Perez	44	ESP	5:08.71
2 Carol U. McLatchie	43	USA	5:10.43
3 Carol Poenisch	41	USA	5:10.48
4 Jacoba Bellingan	40	RSA	5:10.55
5 Stefanie Badenhorst	44	RSA	5:17.09
6 Pauline Watson	40	CAN	5:20.58
7 Betty Clair	44	USA	5:49.36
8 Christine Guy	42	CAN	5:49.94
9 Diane McManas	44	USA	6:02.70

<b>Heat 2</b>			
1 Carmen Diaz-Burgos	41	PUR	5:10.32
2 Eva-Maria Michalek	42	GER	5:18.67
3 Marybeth Dillon	40	USA	5:24.33
4 Jane Senda	43	CAN	5:28.83
5 Juriana Lane	41	RSA	5:44.17
6 Iraidia Zalite	44	LAT	5:55.47
7 Irene Pos	42	NED	5:58.15
8 Diane Cosgrove	44	CAN	6:01.15
9 Diana Okon	40	USA	6:01.68
10 Tazeta M. Mixolitsi	41	GRE	6:14.11

**FINAL**

1 Jacoba Bellingan	40	RSA	4:44.01
2 Juriana Lane	41	RSA	4:45.01
3 Carol U. McLatchie	43	USA	4:50.58
4 Eva-Maria Michalek	42	GER	4:51.64
5 Dolores Garcia Perez	44	ESP	4:57.32
6 Carol Poenisch	41	USA	4:58.18
7 Carmen Diaz-Burgos	41	PUR	5:04.83
8 Marybeth Dillon	40	USA	5:12.11
9 Stefanie Badenhorst	44	RSA	5:12.87
10 Jane Senda	43	CAN	5:16.00
11 Pauline Watson	40	CAN	5:18.38
12 Irene Pos	42	NED	5:45.19
13 Christine Guy	42	CAN	5:46.02
14 Betty Clair	44	USA	5:52.07

**5,000 Meter Run**

**FINAL**

1 Carol U. McLatchie	43	USA	18:01.76
2 Helena Rantakari	42	FIN	18:31.44
3 Dolores Garcia Perez	44	ESP	18:36.89
4 Marcia Dowling	42	USA	18:50.04
5 Victoria Crisp	43	USA	18:54.31
6 Sonya Gurner	42	SUI	19:09.33
7 Victoria Adams	41	NZL	19:10.67
8 Pauline Watson	40	CAN	19:43.21
9 Eileen Troy	41	USA	19:46.28
10 Stefanie Badenhorst	44	RSA	20:29.31
11 Mary-Beth Gorey	40	CAN	20:58.27
12 Lorna Squyer	41	USA	21:13.42
13 Paula Foidl	40	AUT	22:30.69
14 Judith Webster	40	AUS	23:32.83
15 Jody Murray	42	USA	25:18.23
16 Patricia Maloney	42	USA	25:31.31
17 Lorraine Green	43	USA	25:34.74

Name	Age	Country	Results
18 Nancy Konyu	40	CAN	27:41.64
19 Pamela Bouquin	40	USA	28:13.69
20 Daunne Zinger	41	USA	28:26.16
21 Catherine Tedford	42	CAN	28:48.55

**10,000 Meter Run**

**FINAL**

1 Helena Rantakari	42	FIN	39:15.18
2 Marcia Dowling	42	USA	39:49.17
3 Sirje Velba	40	EST	39:55.61
4 Elisabeth Gebauer	41	GER	40:22.63
5 Monika Dreyer	41	GER	40:54.83
6 Christine Rollason	43	GBR	40:57.70
7 Nicole Escudero	42	FRA	43:39.36
8 Janis Wright	44	AUS	45:09.18
9 Judith Webster	40	AUS	47:41.98
10 Amma Kapuscinska	43	POL	48:37.00
11 Catherine Tedford	42	CAN	59:26.59
12 Daunne Zinger	41	USA	59:44.41

**5,000 Meter Race Walk**

**FINAL**

1 Liudmila Nitogovskaya	41	RUS	25:14.86
2 Barbara Nell	40	RSA	25:57.35
3 Nanci Sweazey	40	CAN	26:08.14
4 Lidia Carriego	40	ARG	27:30.26
5 Phyllis Hansen	43	USA	27:35.11
6 Debbie McLaughlin	42	USA	27:35.53
7 Lilitiana Whalen	43	CAN	28:30.45
8 Daryl Ann Kidder	43	USA	28:32.64
9 Eileen Lawrence	42	USA	29:16.38
10 Karen Fina	43	USA	29:39.10
11 Nella Perrine	42	USA	29:39.33
12 Kathy Finch	40	USA	29:55.49
13 Maria Jose Briz	44	ESP	30:35.73
14 Susan Burnett	40	CAN	30:36

Name	Age	Country	Results
<b>100 Meter Int Hurdles 30"</b>			
<b>HEATS</b>			
<b>Heat 1</b>			
1 Anita De Villiers	43	RSA	1:09.38
2 Tina Stough	42	USA	1:12.50
3 Anja Akkerman	40	NED	1:12.52
4 Annatjie Engelbrecht	43	RSA	1:13.43
5 Jutta Schoeppe	40	GER	1:14.65
6 Helen Maria Da Silva Pires	44	POR	1:19.66
Marga Otten	42	NED	DQ
<b>Heat 2</b>			
1 Maria Jesus Sangous			
Espina	40	ESP	1:04.77
2 Irene Thompson	41	USA	1:09.85
3 Stephanie Van Rooyen	44	RSA	1:11.76
4 Sigrid Schwarz	41	GER	1:11.95
5 Prochy Mehta	41	IND	1:16.33
6 Cheryl Keeling	43	USA	1:22.25
7 P. Robin Burns	43	CAN	1:23.72
<b>FINAL</b>			
1 Maria Jesus Sangous			
Espina	40	ESP	1:03.04
2 Anita De Villiers	43	RSA	1:07.28
3 Irene Thompson	41	USA	1:08.47
4 Stephanie Van Rooyen	44	RSA	1:09.74
5 Anja Akkerman	40	NED	1:11.19
6 Sigrid Schwarz	41	GER	1:11.60
7 Tina Stough	42	USA	1:12.82
8 Annatjie Engelbrecht	43	RSA	1:13.68
<b>2,000 Meter Steeplechase</b>			
<b>FINAL</b>			
1 Maureen De St Croix	42	CAN	7:49.41
2 Victoria Adams	41	NZL	7:59.49
3 Christine Wallace	41	RSA	8:40.15
4 Stefanie Badenhorst	44	RSA	9:00.10
5 Cheryl Keeling	43	USA	9:05.83
6 Amparo S. Tornado	40	ESP	9:14.76
7 Janis Wright	44	AUS	9:19.64
8 Jessica Raper	44	RSA	9:36.81
9 Rogelia Maria Pussetto	44	ARG	9:48.03
<b>4x100 Meter Relay</b>			
1 Australia			51.64
Pamela Hayes	46		
Lynne Choate	42		
Wilma Perkins	45		
Kathryn Heagney	44		
2 Republic of South Africa			51.96
Anita De Villiers	43		
Jacoba Bellingan	40		
Stephanie Van Rooyen	44		
Pamela Immelman	46		
3 United States			53.03
Tina Stough	42		
Deby Swezey	42		
Irene Thompson	41		
Sharon Warren	44		
4 Switzerland			53.13
Elsbeth Haessler-Andre	41		
Margaritha Daehler	47		
Monika Benz	47		
Christine Pfeiffer	46		
5 Canada			54.41
Rhona Troit	46		
Marne McMillan	43		
Pamela June Duncan	48		
Margaret Hendershot	40		

Name	Age	Country	Results
6 Venezuela			54.90
Teresa Chaparro	40		
Lourdes Nicola	40		
Trinidad R. Castillo	43		
Mirian J. Reyes Delgad	40		
7 Germany			55.10
Jutta Schoeppe	40		
Birgit Sander	43		
Dagmar Gocht	42		
Jnge Dech	41		
8 Great Britain			58.31
Anne P. Cross	46		
Rosemarie Alexander	47		
Carole Eames	48		
Olga Codrington	44		
9 Japan			1:01.20
Noriko Nakajo	47		
Kimiko Nakamura	57		
Tokiko Ichigaki	56		
Sumako Tasaki	42		
<b>4x400 Meter Relay</b>			
1 United States			4:07.65
Phil Raschker	48		
Irene Thompson	41		
Jody Murray	42		
Mary Libal	45		
2 Republic of South Africa			4:13.43
Jacoba Bellingan	40		
Pamela Immelman	46		
Stephanie Van Rooyen	44		
Anita De Villiers	43		
3 Netherlands			4:22.12
Anja Akkerman	40		
Janny Kuiper-de Leeuw	40		
Marga Otten	42		
Diny Van de Ven	43		
4 Germany			4:23.54
Jutta Schoeppe	40		
Birgit Sander	43		
Sigrid Schwarz	41		
Dagmar Gocht	42		
5 Venezuela			4:46.20
Teresa Chaparro	40		
Mirian J. Reyes Delgad	40		
Joestina Schultz	61		
Lourdes Nicola	40		
<b>High Jump</b>			
<b>FINAL</b>			
1 Carmen Karg	40	GER	1.72m
2 Debbie Brill	42	CAN	1.66m
3 Stanka Prezelj	43	SLO	1.54m
3 Grith Ejstrup	42	DEN	1.54m
5 Vera Novoseltseva	41	RUS	1.54m
6 Marie Claire Lejeune	40	FRA	1.54m
7 Dace Brakanska	40	LAT	1.46m
8 Gozel Egendurdieva	40	TKM	1.38m
9 Genovaitte Avizoniene	43	LTU	1.38m
<b>Pole Vault</b>			
<b>FINAL</b>			
1 Marie Claire Lejeune	40	FRA	3.00m
2 Maret Kalviste	40	EST	2.70m
3 Gillian Hevingham	41	GBR	2.30m
3 Jutta Schoeppe	40	GER	2.30m
<b>Long Jump</b>			
<b>FINAL</b>			
1 Anna Wlodarczyk	44	POL	5.79m 0.9
2 Tatiana Potapova	41	RUS	5.20m 0.6
3 Marie-Pierre Ocamica	43	FRA	5.15m 1.4

Name	Age	Country	Results
4 Jnge Dech	41	GER	5.13m 1.1
5 Anja Akkerman	40	NED	5.05m 0.5
6 Arny Heidersdottir	40	ISL	5.03m 1.1
7 Marite Kozlovska	44	LAT	4.80m 0.8
8 Lee Shew Keng	40	MAS	4.77m 1.1
9 Graciela Perez de DeNiro	40	ARG	4.47m 1.3
10 Irene Thompson	41	USA	4.36m 0.8
11 Dace Brakanska	40	LAT	4.17m 0.6
12 Christine Love	41	GBR	4.16m 1.1
13 Elize Hartung	40	NAM	3.45m 1.0
14 Liliana De Miranda	44	PER	3.32m 1.1
<b>Triple Jump</b>			
<b>FINAL</b>			
1 Anna Wlodarczyk	44	POL	11.76m 4.2
2 Arny Heidersdottir	40	ISL	10.46m 4.4
3 Sigrid Schwarz	41	GER	9.95m 6.2
4 Eva Gacs	44	ITA	9.68m 2.8
5 Lynne Choate	42	AUS	9.56m 4.0
6 Dace Brakanska	40	LAT	9.34m 3.6
7 Genovaitte Avizoniene	43	LTU	8.87m 2.1
8 Christine Love	41	GBR	8.86m 1.0
9 Charlotte Carter	42	USA	8.51m -0.4
10 Annatjie Engelbrecht	43	RSA	8.34m 1.6
11 Galina Elksnina	43	LAT	8.01m 2.9
12 Elize Hartung	40	NAM	7.86m 3.1
Mircya Camacho Mendez	43	COL	ND NWI
<b>Shot Put 4 kg</b>			
<b>FINAL</b>			
1 Christine Schultz	44	AUS	13.63m
2 Ursula Hohenberg	42	GER	13.46m
3 Gisela Otis	40	GER	12.31m
4 Bozena Wojciekian	41	CAN	11.87m
5 Elsbeth Haessler-Andres	41	SUI	11.50m
6 Joan Stratton	43	USA	11.33m
7 Zsuzsanna Rakoczi	40	HUN	11.11m
8 Svetlana Essaian	42	ARM	10.34m
9 Hilde Matheussen	41	BEL	10.13m
10 Darlene Aulenback	44	CAN	9.39m
11 Betty Clair	44	USA	8.77m
12 Marlis Magli	43	SUI	7.27m
<b>Discus Throw 1 kg</b>			
<b>FINAL</b>			
1 Ursula Hohenberg	42	GER	43.40m
2 Christine Schultz	44	AUS	42.26m
3 Janet Wilson	42	USA	41.54m
4 Anne Jensen	41	DEN	39.22m
5 Elsbeth Haessler-Andres	41	SUI	38.52m
6 Svetlana Essaian	42	ARM	35.82m
7 Tayabun Nisha	42	IND	34.46m
8 Joan Stratton	43	USA	34.12m
9 Zsuzsanna Rakoczi	40	HUN	32.88m
10 Karin Eichbaum	44	GER	32.46m
11 Bozena Wojciekian	41	CAN	31.76m
12 Elisabeth Ekborg	42	SWE	23.50m
13 Lorraine Green	43	USA	22.00m
14 Marlis Magli	43	SUI	21.28m
15 Chien-Ling Huang	40	TPE	20.18m
Renate Hofmann	43	GER	FOUL
<b>Hammer Throw 4 kg</b>			
<b>FINAL</b>			
1 Ana Edith Franco			
Acuna	44	CHI	42.72m
2 Joan Stratton	43	USA	37.84m
3 Eva Gacs	44	ITA	37.38m
4 Hilde Matheussen	41	BEL	36.28m
5 Christine Schultz	44	AUS	36.18m

Name	Age	Country	Results
6 Ursula Hohenberg	42	GER	35.22m
7 Renate Hofmann	43	GER	33.98m
8 Merja Henriksson	41	FIN	32.88m
9 Zsuzsanna Rakoczi	40	HUN	32.34m
10 Darlene Aulenback	44	CAN	31.78m
11 Anne Jensen	41	DEN	31.10m
12 Andrina Norden	44	AUS	28.88m
13 Meena Joshi	42	IND	27.64m
14 Marlis Magli	43	SUI	22.58m
15 Nancy LaChiusa	40	USA	21.32m
<b>Javelin Throw 600g</b>			
<b>FINAL</b>			
1 Maret Kalviste	40	EST	45.34m
2 Erlinda Lavandia	43	PHI	43.54m
3 Anne Jensen	41	DEN	37.04m
4 Zsuzsanna Rakoczi	40	HUN	36.52m
5 Ana Paula Martinho	40	POR	35.30m
6 Elisabeth Ekborg	42	SWE	25.90m
7 Mary Ryan	42	USA	25.70m
8 Alexandra Andresson	41	USA	23.56m
<b>Heptathlon</b>			
1 Tatiana Potapova		RUS	5317
HURDLE	12.98		879 w-4.6
HJ	1.48m		842
SP	9.45m		536
200	28.56		724 w- NWI
LJ	5.15m		831 w- 1.9
JT	30.88m		684
800	2:30.94		821
2 Anne Jensen		DEN	5306
HURDLE	13.49		802 w-4.6
HJ	1.45m		806
SP	10.93m		640
200	28.25		749 w- NWI
LJ	4.92m		753 w-0.6
JT	36.40m		825
800	2:38.24		731
3 Anja Akkerman		NED	4954
HURDLE	14.26		694 w-7.7
HJ	1.36m		689
SP	9.72m		554
200	27.86		781 w- NWI
LJ	4.90m		747 w- 0.2
JT	33.10m		741
800	2:36.86		748
4 Irene Thompson		USA	4924
HURDLE	15.26		562 w-4.6
HJ	1.45m		806
SP	8.55m		473
200	26.87		863 w- NWI
LJ	5.16m		837 w- 2.2
JT	30.20m		667
800	2:39.50		716
5 Jutta Schoeppe		GER	4064
HURDLE	14.80		622 w-7.7
HJ	1.36m		689
SP	8.98m		503
200	30.52		577 w- NWI
LJ	4.27m		540 w- 3.4
JT	22.44m		471
800	2:44.20		662
6 Stephanie Van Rooyen		RSA	3950
HURDLE	14.21		701 w-4.6
HJ	1.21m		491
SP	8.77m		488
200	28.56		724 w- NWI
LJ	3.96m		446 w- 2.0
JT	18.40m		370
800	2:38.37		730

Name	Age	Country	Results	Name	Age	Country	Results	Name	Age	Country	Results	Name	Age	Country	Results						
7 Kimmie Allegre		USA	3708	6 Monika Benz		SUI	4030	7 Renate Hofmann		GER	2946	3 United States			2:40:19						
HURDLE 15.91	484	w:-7.7	HURDLE 16.32	544	w:-5.5	HT 33.88m	662	HT 33.88m	662	Lorna Squyer	47:13	Lorna Squyer	41	RUS	52:41						
HJ 1.21m	491		HJ 1.30m	712		SP 9.32m	527	SP 9.32m	527	Debra Fray	53:13	Debra Fray	42	USA	53:59						
SP 8.78m	489		SP 7.35m	464		DT 39.58m	692	DT 39.58m	692	Cynthia Woods	59:53	Cynthia Woods	44	USA	54:29						
200 31.19	531	w: NW1	200 30.56	664	w: NW1	JT 18.42m	371	JT 18.42m	371	<b>10km Road Walk</b>											
LJ 4.13m	498	w: 2.7	LJ 4.36m	674	w:-0.1	WT 9.57m	694	WT 9.57m	694	1 Liudmila Nitiagovskaya	41	Liliana Whalen	43	CAN	58:44						
JT 34.38m	774		JT 19.70m	470		8 Eva Gacs						ITA	2730	2 Sally Richards	42	USA	53:59				
800 3:05.38	441		800 3:06.76	502		HT 34.40m						674	3 Pat Weir	44	USA	54:29					
8 Gillian Hevingham		GBR	3628	7 Tatiana Bell		USA	4012	SP 7.93m	430	4 Phyllis Hansen						43	USA	55:34			
HURDLE 14.20	702	w:-7.7	HURDLE 15.64	626	w:-5.5	DT 24.74m	391	DT 24.74m	391	5 Barbara Nell	40	RSA	56:14	5 Barbara Nell	40	RSA	56:14				
HJ 1.45m	806		HJ 1.30m	712		JT 23.42m	496	JT 23.42m	496	6 Lidia Carriego	40	ARG	57:04	6 Lidia Carriego	40	ARG	57:04				
SP 7.52m	401		SP 8.10m	524		WT 10.10m	739	WT 10.10m	739	7 Nanci Sweazey	40	CAN	57:42	7 Nanci Sweazey	40	CAN	57:42				
200 30.59	572	w: NW1	200 33.44	469	w: NW1	9 Darlene Aulenback						CAN	2448	8 Liliana Whalen	43	CAN	58:44				
LJ 4.10m	487	w: 3.1	LJ 3.85m	500	w: 1.7	HT 30.18m						572	9 Sherry Watts	42	CAN	59:18					
JT 18.06m	362		JT 23.10m	567		SP 9.30m						525	10 Karen Fina	43	USA	1:01:21					
800 3:21.95	298		800 2:55.72	614		DT 20.70m						313	11 Maria Jose Briz	44	ESP	1:01:29					
9 Charlotte Bradley Reus		MEX	3448	8 Cassandra Clark		USA	3954	JT 20.36m	419	10 Ana Paula Martinho						POR	2234	12 Eileen Lawrence	42	USA	1:01:33
HURDLE 16.70	396	w:-4.6	HURDLE 16.89	480	w:-4.3	WT 8.71m						619	13 Nella Perrine	42	USA	1:01:52					
HJ 1.27m	566		HJ 1.27m	666		HT 17.56m						271	14 Kathy Finch	40	USA	1:04:03					
SP 6.84m	355		SP 7.68m	491		SP 7.42m						395	15 Susan Burnett	40	CAN	1:04:25					
200 30.29	594	w: NW1	200 31.31	610	w: NW1	DT 22.60m						350	16 Gail M. De Szabo	43	RSA	1:04:38					
LJ 3.78m	393	w: 1.7	LJ 4.31m	657	w:-1.1	JT 34.34m						772	17 Karen Weaver	41	CAN	1:04:54					
JT 17.10m	338		JT 25.88m	647		WT 6.68m						446	18 Lynne Conant	44	USA	1:06:31					
800 2:32.13	806		800 3:17.63	403		11 Meena Joshi						IND	1828	19 Helen Hoover	44	CAN	1:06:39				
10 Cheryl Keeling		USA	2706	9 Dagmar Widmann		GER	2908	HT 26.14m	474	12 Marlis Magli						SUI	1639	20 Ellen Willard	44	USA	1:09:03
HURDLE 18.83	200	w:-7.7	HURDLE 18.13	354	w:-5.5	HT 21.90m						373	10km Road Walk Team								
HJ 1.18m	460		HJ 1.12m	470		SP 7.28m						385	1 Sally Richards	42	USA	53:59					
SP 5.07m	234		SP 6.12m	367		DT 20.72m						313	Pat Weir	44	USA	54:29					
200 31.86	486	w: NW1	200 33.05	493	w: NW1	JT 10.90m						186	Phyllis Hansen	43	USA	55:34					
LJ 3.27m	257	w: 4.4	LJ 3.85m	500	w:-0.7	WT 5.92m						382	2 Canada								
JT 16.24m	317		JT 16.34m	374		<b>Cross Country</b>						1 Maureen De St Croix	42	CAN	39:32						
800 2:36.51	752		800 3:24.00	350		1 Christine Schultz						AUS	4015	2 Helena Rantakari	42	FIN	41:16				
1 Phil Raschker		USA	5997	<b>Weight Pentathlon</b>				2 Anne Jensen						DEN	3667	3 Dolores Garcia Perez	44	ESP	41:53		
HURDLE 12.49	1069	w:-5.5	1 Christine Schultz				AUS	4015	HT 34.86m						685	4 Victoria Adams	41	NZL	42:42		
HJ 1.54m	1067		HT 34.46m				676	SP 10.75m						627	5 Sonya Gurtner	42	SUI	42:50			
SP 8.09m	524		SP 13.30m				808	DT 35.20m						602	6 Elisabeth Gebauer	41	GER	44:18			
200 26.38	998	w: NW1	DT 43.36m				771	JT 39.70m						910	7 Pauline Watson	40	CAN	45:00			
LJ 5.27m	1020	w: 5.2	JT 37.32m				849	WT 11.29m						843	8 Christine Wallace	41	RSA	46:11			
JT 22.72m	556		WT 12.06m				911	3 Joan Stratton						USA	3594	9 Lorna Squyer	41	USA	47:13		
800 2:42.27	763		2 Anne Jensen				DEN	3667	HT 38.16m						766	10 Monika Drever	41	GER	47:26		
2 Margarita Dachler		SUI	5410	HT 34.86m				685	SP 11.19m						658	11 Anne Lippitt	40	GBR	48:00		
HURDLE 13.72	883	w:-4.3	SP 10.75m				627	DT 36.02m						618	12 Clara Northcott	40	CAN	50:30			
HJ 1.42m	891		DT 35.20m				602	JT 28.60m						626	13 Judith Webster	40	AUS	51:44			
SP 10.30m	702		WT 11.29m				843	WT 12.23m						926	14 Amparo Sahuquillo	40	ESP	51:55			
200 28.93	787	w: NW1	3 Joan Stratton				USA	3594	HT 32.92m						638	15 Debra Fray	41	USA	53:13		
LJ 4.73m	810	w: 3.9	HT 38.16m				766	SP 10.81m						631	16 Rogelia Maria Pussetto	44	ARG	53:43			
JT 26.94m	678		SP 10.75m				627	DT 36.78m						634	17 Vitale Bruziceni	42	LTU	58:58			
800 2:51.53	659		DT 35.20m				602	JT 37.94m						865	18 Cynthia Woods	43	USA	59:53			
3 Ana Clara Goldmann		ARG	4732	JT 39.70m				910	WT 10.79m						800	19 Nancy Gworek	41	USA	59:54		
HURDLE 14.80	734	w:-5.5	WT 11.29m				843	5 Hilde Matheussen						BEL	3078	20 Lorraine Green	43	USA	1:01:44		
HJ 1.36m	795		HT 36.96m				737	HT 36.96m						737	21 Anna Kapuscinska	43	POL	1:03:22			
SP 9.69m	653		SP 10.06m				579	SP 10.81m						631	22 Irma Jalabert Vasquez	43	CHI	1:04:31			
200 30.87	641	w: NW1	DT 31.56m				528	DT 36.78m						634	23 Catherine Tedford	42	CAN	1:05:19			
LJ 4.58m	753	w: 1.6	JT 21.22m				441	JT 37.94m						865	24 Susan Keller	42	USA	1:39:14			
JT 26.94m	678		WT 10.70m				793	WT 12.23m						926	<b>Cross Country Team</b>						
800 2:49.20	684		6 Bozena Wojcikian				CAN	2990	1 Canada						2:13:29	1 Maureen De St Croix	42	CAN	39:32		
4 Elisabeth Fahrholz		GER	4581	HT 26.60m				485	Maureen De St Croix						39:32	2 Helena Rantakari	42	FIN	41:16		
HURDLE 15.77	610	w:-4.3	SP 11.43m				675	Pauline Watson						45:00	3 Dolores Garcia Perez	44	ESP	41:53			
HJ 1.39m	842		DT 34.06m				578	Mary Lou Hamm						48:57	4 Victoria Adams	41	NZL	42:42			
SP 9.44m	633		JT 24.90m				533	2 New Zealand						2:33:13	5 Sonya Gurtner	42	SUI	42:50			
200 30.52	667	w: NW1	WT 9.86m				719	Victoria Adams						42:42	6 Elisabeth Gebauer	41	GER	44:18			
LJ 4.49m	720	w: 2.1	5 Hilde Matheussen				BEL	3078	Margaret August						52:21	7 Pauline Watson	45:00	8 Christine Wallace	41	RSA	46:11
JT 25.38m	632		HT 36.96m				737	Helen Tobin						58:10	9 Lorna Squyer	41	USA	47:13			
800 3:09.38	477		SP 10.06m				579	1 Maureen De St Croix						39:32	10 Monika Drever	41	GER	47:26			
5 Grete Rivenes		NOR	4210	DT 31.56m				528	Pauline Watson						45:00	11 Anne Lippitt	40	GBR	48:00		
HURDLE 14.28	805	w:-4.3	JT 21.22m				441	Mary Lou Hamm						48:57	12 Clara Northcott	40	CAN	50:30			
HJ 1.33m	759		WT 10.70m				793	2 Victoria Adams						42:42	13 Judith Webster	40	AUS	51:44			
SP 8.14m	527		6 Bozena Wojcikian				CAN	2990	Margaret August						52:21	14 Amparo Sahuquillo	40	ESP	51:55		
200 30.98	633	w: NW1	HT 26.60m				485	Susan Keller						42	USA	1:39:14	15 Debra Fray	41	USA	53:13	
LJ 4.32m	660	w: 0.1	SP 11.43m				675	1 Canada						2:13:29	16 Rogelia Maria Pussetto	44	ARG	53:43			
JT 13.80m	303		DT 34.06m				578	Maureen De St Croix						39:32	17 Vitale Bruziceni	42	LTU	58:58			
800 3:04.62	523		JT 24.90m				533	Pauline Watson						45:00	18 Cynthia Woods	43	USA	59:53			
Marathon																					
1 Elisabeth Gebauer																41	GER	3:09:3			
2 Anita Sturm																42	GER	3:18:3			
3 Lorna Squyer																41	USA	3:34:0			
4 Monika Drever																41	GER	3:35:1			
5 Regine Bertola																44	FRA	3:37:1			
6 Judith Webster																40	AUS	3:44:2			
7 Kathleen Wiltrout																43	USA	3:45:3			
8 Jacqueline Seltzer																43	USA	3:49:3			
9 Marcy Sheehan																44	USA	3:55:2			
10 Sarah Neal																44	USA	3:56:3			
11 Anne Case																44	USA	4:00:1			
12 Asteria Claire																41	BOL	4:14:3			
13 Karen Griffin																43	USA	4:17:4			
14 Diane																					
15 Fermeille-McAvoy																40	USA	4:19:2			
16 Mary McColl																43	CAN	4:20:7			
17 Patricia Field																43	USA	4:29:4			
18 Pirkko Wjuga																44	FIN	4:33:3			
19 Harumi Tanaka																44	JPN	4:34:1			
20 Kathleen Melling																41	USA	4:40:3			
21 Elizabeth Stone																44	USA	4:43:3			
22 Yuriko Yamamoto																44	JPN	4:44:4			

Name	Age	Country	Results
22 Partie Paul	41	USA	5:03:04
23 Andrina Norden	44	AUS	5:20:59
24 Anna M. Rusinek	40	USA	6:18:15
<b>Marathon Team</b>			
<b>1 Germany</b>			<b>9:37:52</b>
Elisebeth Gebauer			3:09:38
Renate Mueller			3:09:42
Anita Sturm			3:18:32
<b>2 United States</b>			<b>11:09:13</b>
Lorna Squyer			3:34:07
Kathleen Wiltrout			3:45:34
Jacqueline Seltzer			3:49:32
<b>3 Finland</b>			<b>12:37:39</b>
Eila Alanko			3:53:06
Pirjo Veijalainen			4:11:02
Pirkko Wjuga			4:33:31
<b>4 Australia</b>			<b>13:46:40</b>
Judith Webster			3:44:27
Celia Kelly			4:41:14
Andrina Norden			5:20:59
<b>5 Great Britain</b>			<b>14:01:59</b>
Gill Lea			3:25:13
Joyce E. Goody			4:35:34
Hilda Nyman			6:01:12

WOMEN 45

100 Meter Dash

HEATS

Heat 1 Wind Reading: -3.2

1 Wilma Perkins	45	AUS	13.68
2 Pamela Immelman	46	RSA	14.28
3 Rhona Trott	46	CAN	14.73
4 Pamela June Duncan	48	CAN	15.29
5 Laine Kaneur	49	EST	17.57
6 Mary Trotto Edd	48	USA	21.48

Heat 2 Wind Reading: -2.4

1 Margaritha Daehler	47	SUI	14.04
2 Valerie Parsons	49	GBR	14.29
3 Rosemarie Alexander	47	GBR	14.96
4 Noriko Nakajo	47	JPN	15.53
5 Carole Eames	48	GBR	16.12
6 Mary Casey	49	USA	17.10

Heat 3 Wind Reading: -2.5

1 Maureen Lewington	48	GBR	13.57
2 Brigitte Schommler	46	GER	13.63
3 Anita Poletti	48	RSA	14.45
4 Joyce Thomas	49	TRI	14.54
5 Hazel Connor	46	GBR	14.81
6 Christl Weniger	49	GER	15.33
7 Petchay Kandasamy	48	SIN	17.29

Heat 4 Wind Reading: -2.5

1 Christine Pfeiffer	46	SUI	13.87
2 Sayuri Saito	46	JPN	14.00
3 Lorraine Tucker	48	USA	14.65
4 Beatrix Blank	48	GER	14.79
5 Gertrud Heinrich	49	GER	15.28
6 Josephine Cross	48	USA	15.68
7 Madhabi Gogoi	49	IND	18.32

Heat 5 Wind Reading: -2.2

1 Phil Raschker	48	USA	13.01
2 Nadezda Lozhkina	46	RUS	13.95
3 Petra Zoerner	48	GER	14.12
4 MichaelMarie Hill	48	USA	14.34
5 Johanne Hill-Hudgins	48	USA	15.22
6 Noriko Motohashi	47	JPN	15.39
7 Elba Rosa G. deValenzuela	45	ARG	16.86

SEMI FINALS

Heat 1 Wind Reading: -1.5

1 Phil Raschker	48	USA	12.68
2 Margaritha Daehler	47	SUI	13.58

Name	Age	Country	Results
3 Sayuri Saito	46	JPN	13.75
4 Pamela Immelman	46	RSA	13.80
5 MichaelMarie Hill	48	USA	14.27
6 Anita Poletti	48	RSA	14.46
7 Rhona Trott	46	CAN	14.49
<b>Heat 2 Wind Reading: -0.6</b>			
1 Wilma Perkins	45	AUS	13.09
2 Maureen Lewington	48	GBR	13.25
3 Brigitte Schommler	46	GER	13.31
4 Nadezda Lozhkina	46	RUS	13.56
5 Valerie Parsons	49	GBR	13.62
6 Petra Zoerner	48	GER	13.66
7 Lorraine Tucker	48	USA	13.89
8 Joyce Thomas	49	TRI	14.06

FINAL

Wind Reading: -3.8

1 Phil Raschker	48	USA	12.93
2 Wilma Perkins	45	AUS	13.80
3 Maureen Lewington	48	GBR	13.88
4 Brigitte Schommler	46	GER	14.06
5 Nadezda Lozhkina	46	RUS	14.17
6 Sayuri Saito	46	JPN	14.48
7 Pamela Immelman	46	RSA	14.61

200 Meter Dash

HEATS

Heat 1 Wind Reading: 2.7

1 Wilma Perkins	45	AUS	28.65
2 Jean Browne	47	GBR	28.74
3 Pamela Immelman	46	RSA	28.83
4 Sayuri Saito	46	JPN	29.52
5 Rosemarie Alexander	47	GBR	31.75

Heat 2 Wind Reading: 3.2

1 Annie Paule Knipping	48	BEL	28.09
2 Brigitte Schommler	46	GER	29.03
3 Angela Mary Le Plongeon	45	GBR	29.98
4 Hazel Connor	46	GBR	31.00
5 Christl Weniger	49	GER	32.17

Heat 3 Wind Reading: 3.7

1 Phil Raschker	48	USA	26.81
2 Petra Zoerner	48	GER	29.47
3 Martie R. Behrens	47	USA	30.50
4 Jean O'Neill	49	IRL	31.01
5 Pamela June Duncan	48	CAN	31.81
6 Josephine Cross	48	USA	32.44
7 Elva Hincz	47	ARG	34.45

Heat 4 Wind Reading: 6.1

1 Barbara Blurton	45	GBR	28.29*
2 Maureen Lewington	48	GBR	28.52
3 Nadezda Lozhkina	46	RUS	29.00
4 Rhona Trott	46	CAN	30.23
5 Anita Poletti	48	RSA	31.25
6 Mary Casey	49	USA	34.51

SEMI FINALS

Heat 1 Wind Reading: 1.9

1 Phil Raschker	48	USA	27.04
2 Wilma Perkins	45	AUS	28.34
3 Pamela Immelman	46	RSA	28.69
4 Sayuri Saito	46	JPN	28.96
5 Petra Zoerner	48	GER	29.04
6 Martie R. Behrens	47	USA	30.06
7 Jean O'Neill	49	IRL	31.08

Heat 2 Wind Reading: 3.5

1 Annie Paule Knipping	48	BEL	26.74
2 Brigitte Schommler	46	GER	27.98
3 Jean Browne	47	GBR	28.18
4 Nadezda Lozhkina	46	RUS	28.64
5 Angela Mary Le Plongeon	45	GBR	29.25
6 Rhona Trott	46	CAN	29.37
7 Hazel Connor	46	GBR	30.43

Name	Age	Country	Results
<b>FINAL</b>			
<b>Wind Reading: -4.2</b>			
1 Phil Raschker	48	USA	25.85
2 Annie Paule Knipping	48	BEL	27.33
3 Wilma Perkins	45	AUS	28.20
4 Brigitte Schommler	46	GER	28.69
5 Pamela Immelman	46	RSA	29.21
6 Nadezda Lozhkina	46	RUS	29.30
7 Jean Browne	47	GBR	29.45
8 Sayuri Saito	46	JPN	29.48

400 Meter Dash

HEATS

Heat 1

1 Mary Libal	45	USA	1:03.66
2 Pamela Immelman	46	RSA	1:04.46
3 Hedwig Bongartz Wittgen	45	GER	1:05.07
4 Eva Novotna	47	TCH	1:08.56
5 Christl Weniger	49	GER	1:10.23
6 Annamarie Stauffacher	45	SUI	1:15.02

Heat 2

1 Annie Paule Knipping	48	BEL	1:00.74
2 Dee Dee Grafius	46	USA	1:01.45
3 Rhona Trott	46	CAN	1:07.79
4 Pamela June Duncan	48	CAN	1:09.70
- Antonina Arsenova	48	RUS	DNF

Heat 3

1 Barbara Blurton	45	GBR	1:00.93
2 Phil Raschker	48	USA	1:02.65
3 Pamela Hayes	46	AUS	1:03.67
4 Jean Browne	47	GBR	1:06.14
5 Jean O'Neill	49	IRL	1:07.21
6 Martie R. Behrens	47	USA	1:07.43

FINAL

1 Mary Libal	45	USA	56.82
2 Phil Raschker	48	USA	57.60
3 Barbara Blurton	45	GBR	57.91
4 Dee Dee Grafius	46	USA	57.94
5 Annie Paule Knipping	48	BEL	59.06
6 Pamela Immelman	46	RSA	1:03.15
7 Hedwig Bongartz Wittgen	45	GER	1:03.71
8 Pamela Hayes	46	AUS	1:03.76

800 Meter Run

HEATS

Heat 1

1 Ingerlise Jensen	45	DEN	2:26.24
2 Patricia Ann Gallagher	49	GBR	2:26.51
3 Eva Novotna	47	TCH	2:29.29
4 Isabel Mientjes	46	RSA	2:42.47
5 Christl Weniger	49	GER	2:48.66
6 Annerose Bauer	45	GER	3:08.24

Heat 2

1 Dee Dee Grafius	46	USA	2:22.75
2 Pamela Hayes	46	AUS	2:28.50
3 Hedwig Bongartz Wittgen	45	GER	2:32.02
4 Mary V. Rosado	45	USA	2:44.57
5 Nina Ehmer	45	USA	3:01.11
6 Irene Davey	48	AUS	3:01.95
7 Annamarie Stauffacher	45	SUI	3:04.00

Heat 3

1 Barbara Blurton	45	GBR	2:22.99
2 Judith Rowland-Smith	48	AUS	2:23.05
3 Pam Graham	46	NZL	2:25.53
4 Krystyna Kacperczyk	46	POL	2:28.28
5 Sylvie Kimche	48	USA	2:37.59
6 Anne P. Cross	46	GBR	2:50.13
7 Mary Trotto Edd	48	USA	3:46.9h

Name	Age	Country	Results
<b>FINAL</b>			
1 Barbara Blurton	45	GBR	2:19.25
2 Dee Dee Grafius	46	USA	2:20.67
3 Judith Rowland-Smith	48	AUS	2:21.45
4 Ingerlise Jensen	45	DEN	2:22.53
5 Patricia Ann Gallagher	49	GBR	2:23.77
6 Pamela Hayes	46	AUS	2:24.13
7 Pam Graham	46	NZL	2:24.27
8 Krystyna Kacperczyk	46	POL	2:26.60

1,500 Meter Run

HEATS

Heat 1

1 Pam Graham	46	NZL	5:10.34
2 Judith Rowland-Smith	48	AUS	5:11.18
3 Brigitte Schmitt	49	GER	5:12.77
4 Patricia Ann Gallagher	49	GBR	5:13.44
5 Sylvie Kimche	48	USA	5:14.19
6 Isabel Mientjes	46	RSA	5:31.30
7 Barbara Sauer	47	USA	5:42.03
8 Rosaleen Hayden	46	IRL	5:45.55
9 Irene Davey	48	AUS	6:11.42
10 Nina Ehmer	45	USA	6:18.22
11 Alicia G. de Collica	45	ARG	6:52.53

Heat 2

1 Ingerlise Jensen	45	DEN	5:07.81
2 Pamela Hayes	46	AUS	5:08.15
3 Krystyna Kacperczyk	46	POL	5:09.18
4 Judy J. Warick	46	CAN	5:09.28
5 Linda Findley	47	CAN	5:09.72
6 Bjorg Moen	48	NOR	5:13.63
7 Anne P. Cross	46	GBR	5:39.51
8 Mimi Baranowski	47	USA	5:40.88
9 Ann Igoe	45	USA	5:42.90
10 Mary Casey	49	USA	5:59.38
11 Carolyn DeWitt	45	USA	6:06.42

FINAL

1 Patricia Ann Gallagher	49	GBR	4:45.97
2 Ingerlise Jensen	45	DEN	4:48.71
3 Pam Graham	46	NZL	4:49.28
4 Judith Rowland-Smith	48	AUS	4:52.29
5 Pamela Hayes	46	AUS	4:58.60
6 Linda Findley	47	CAN	4:59.52

Name	Age	Country	Results
20 Mary Casey	49	USA	23:38.69
21 Irene Davey	48	AUS	23:45.76
22 Diane Carter	48	NZL	23:48.40
23 Socorro Ocana de Acosta	49	COL	25:03.49
24 Gabriella Bellato	45	ITA	25:05.08
25 Juliane Maeschalck	45	BEL	25:30.83
26 Carole Brown	48	GBR	25:59.00
27 Ann Jenkins	48	NZL	26:45.19
28 Helen Tobin	48	NZL	26:53.19
29 Catherine Carey	49	USA	30:10.67
30 Mary Baroni	48	USA	30:19.16
31 Leonisa De Lima	47	BRA	31:32.80
- Bjorg Moen	48	NOR	DNF

## 10,000 Meter Run

## FINAL

1 Judith Stewart	46	NZL	39:26.85
2 Els Raap	48	NED	39:36.91
3 Susanne Waru	46	NZL	40:34.37
4 Evelyn Mc Nelis	49	IRL	41:20.56
5 Eva Novotna	47	TCH	41:35.13
6 Elizabeth Thodey	46	NZL	42:11.03
7 Gill Lea	49	GBR	43:30.47
8 Mimi Baranowski	47	USA	43:35.45
9 Georgina Cullen	47	AUS	44:14.75
10 Janne Nielsen	49	DEN	44:58.76
11 Naida Freitas	45	BRA	46:00.35
12 Jana Kasparova	48	TCH	46:17.70
13 Chary Griffin	46	USA	46:40.71
14 Gayle Taylor-Bedell	47	USA	47:21.84
15 Judy Mowery	49	USA	47:22.77
16 Juliane Maeschalck	45	BEL	50:20.02
17 Socorro Ocana de Acosta	49	COL	50:25.32
18 Mary Baroni	48	USA	58:51.68
- Florinda Vega Huertas	46	COL	DNF

## 5,000 Meter Race Walk

## FINAL

1 Heather McDonald	45	AUS	26:14.09
2 Delia Vargas	45	MEX	26:28.06
3 Jacqueline Bonnet	48	FRA	27:21.11
4 Kathy Cassidy	46	AUS	28:05.77
5 Jeanette Smith	46	USA	28:13.16
6 Celia Kelly	47	AUS	28:28.51
7 Linda A. Stein	47	USA	28:49.53
8 Marilyn Chute	49	CAN	29:45.19
9 Annelore Werner	46	GER	29:52.61
10 Olga Buitrago	47	ARG	29:57.19
11 Brenda Carpino	48	USA	30:09.08
12 Donna Cetrulo	47	USA	30:33.87
13 Monique Martin	48	SUI	31:18.37
14 Judy Heller	49	USA	31:32.88
15 Vivien Sterghos	49	USA	31:40.68
16 Nina Liim	47	EST	31:41.02
17 Susan Laks	45	USA	32:03.86
18 Margaret Anna Ullrich	49	GER	32:14.66
19 Judith Altman	49	USA	32:37.57
20 Nancy Linky	48	USA	33:12.27
21 Susan Porter	47	GBR	33:22.11
22 Carole Brown	48	GBR	34:05.75
23 Milki Welch	46	USA	34:39.96
24 Alice Winkler	45	USA	35:13.54
25 Pat Walker	48	USA	36:27.10
26 Isabel Stuper	48	USA	37:15.24
27 Alice Bersaneti	49	BRA	37:24.10
28 Cheryl Kincaide	46	USA	41:15.11
29 Petchay Kandasamy	48	SIN	42:45.64
- Regina Meinschmidt	45	GER	DNF
- Meg Ferguson	45	USA	DQ

## 80 Meter High Hurdles 30"

## HEATS

## Heat 1 Wind Reading: -1.0

1 Margaritha Daehler	47	SUI	13.70
2 Grete Rivenes	47	NOR	13.84
3 Inga Buettner	47	GER	15.43
4 Monika Benz	47	SUI	15.48

## Heat 2 Wind Reading: 4.3

1 Phil Raschker	48	USA	12.27
2 MichaelMarie Hill	48	USA	13.27
3 Sayuri Saito	46	JPN	13.38
4 Ana Clara Goldmann	47	ARG	13.85
- Jean Wills	45	GBR	DNF

## FINAL

## Wind Reading: -3.6

1 Phil Raschker	48	USA	12.33
2 Margaritha Daehler	47	SUI	13.46
3 Ana Clara Goldmann	47	ARG	14.17
4 Sayuri Saito	46	JPN	14.32
5 Monika Benz	47	SUI	14.87
6 Inga Buettner	47	GER	15.09
7 Grete Rivenes	47	NOR	15.22
8 MichaelMarie Hill	48	USA	17.17

## 400 Meter Int Hurdles 30"

## FINAL

1 Margaritha Daehler	47	SUI	1:10.56
2 Jean Wills	45	GBR	1:11.03
3 Liz McBlain	47	CAN	1:42.09

## 2,000 Meter Steeplechase

## FINAL

1 Judy J. Warick	46	CAN	8:11.88
2 Judith Stewart	46	NZL	8:40.85
3 Krystyna Kasperczyk	46	POL	8:49.97
4 Ann Igoe	45	USA	9:26.13
5 Irene Davey	48	AUS	9:43.50
6 Cheryl Kincaide	46	USA	13:59.32

## 4x100 Meter Relay

1 Great Britain	53.63
Jean Browne	47
Valerie Parsons	49
Hazel Connor	46
Maureen Lewington	48
2 United States	53.81 5
Martie R. Behrens	47
MichaelMarie Hill	48
Johannie Hill-Hudgins	48
Phil Raschker	48
3 Germany	54.75 5
Beatrix Blank	48
Brigitte Schommler	46
Gertrud Heinrich	49
Petra Zoerner	48
4 Brazil	1:19.80 5
Alice Bersaneti	49
SuelyCardoso Pinto	49
Leonisa De Lima	47
Naida Freitas	45
4x400 Meter Relay	
1 Australia	4:11.53
Marge Allison	50
Wilma Perkins	45
Judith Rowland-Smith	48
Pamela Hayes	46

## 2 Great Britain 4:24.73

Jean Browne	47
Patricia Ann Gallagher	49
Elaine Statham	51
Barbara Blurton	45

## 3 Switzerland 4:38.05

Christine Pfeiffer	46
Monika Benz	47
Annamarie Stauffacher	45
Margaritha Daehler	47

## 4 New Zealand 4:41.26

Chris Waring	51
Susanne Waru	46
Judy Chandler	57
Pam Graham	46

## 5 Canada 4:49.66

Rhona Trott	46
Pamela June Duncan	48
Liz McBlain	47
Judy J. Warick	46

## 6 Germany 4:51.74

Christl Weniger	49
Jutta Ludicke	55
Ursula Jabs	57
Ingrid Holzknecht	54

## High Jump

## FINAL

1 Phil Raschker	48	USA	1.56m
2 Alena Plischke	47	AUT	1.48m
3 Elisabeth Fahrholz	45	GER	1.36m
4 Liz McBlain	47	CAN	1.32m
5 Marion Wucherer	48	GER	1.20m
6 Radha Kunjappu	45	IND	1.04m

## Pole Vault

## FINAL

1 Phil Raschker	48	USA	3.20m
2 Carole Eames	48	GBR	1.90m
3 Inga Buettner	47	GER	1.80m
4 Dagmar Widmann	49	GER	1.60m

## Long Jump

## FINAL

1 Phil Raschker	48	USA	5.32m 1.2
2 Margaritha Daehler	47	SUI	4.75m 1.6
3 Ana Clara Goldmann	47	ARG	4.67m 1.2
4 Grete Rivenes	47	NOR	4.56m 0.8
5 Beatrix Blank	48	GER	4.48m 1.5
6 Beth McBride	46	USA	4.41m 0.5
7 Petra Zoerner	48	GER	4.40m 1.3
8 Monika Benz	47	SUI	4.32m 1.6
9 Muriel Marchal-Noel	46	FRA	4.05m 0.4
10 Elisabeth Fahrholz	45	GER	3.91m 0.0
11 Dagmar Widmann	49	GER	3.89m 1.2
12 Radha Kunjappu	45	IND	3.73m 0.0
13 Carole Eames	48	GBR	3.65m 0.5
14 Usha Rana	45	IND	3.00m 0.0
15 Nina Zhilkina	45	RUS	2.86m 0.9

## Triple Jump

## FINAL

1 Phil Raschker	48	USA	10.66m 3.5
2 Margaritha Daehler	47	SUI	10.01m 3.9
3 MichaelMarie Hill	48	USA	8.90m 3.3
4 Radha Kunjappu	45	IND	8.68m 4.8
5 Dagmar Widmann	49	GER	8.43m 3.2
6 Usha Rana	45	IND	7.27m 4.7
- Carolyn McCormick	48	USA	ND NWI
- Kapitolina Lotova	45	RUS	ND NWI

## Shot Put 4 kg

## FINAL

1 Birute Kersuliene	46	LTU	12.20m
2 Edith Anderes	47	SUI	12.07m
3 Jadryga Putiniene	49	LTU	11.38m
4 Joyce Thomas	49	TRI	10.71m
5 Hester Du Plessis	45	RSA	10.65m
6 Johannie Hill-Hudgins	48	USA	10.48m
7 Inge Faldager	47	DEN	10.37m
8 Gertrud Heinrich	49	GER	9.99m
9 Wilma Perkins	45	AUS	9.40m
10 Subrata Debnath	46	IND	9.02m
11 Lurline H. Struppeck	48	USA	8.85m
12 Betty Chalou	47	BEL	8.85m
13 Monica Snyman	46	RSA	8.50m
14 Herta Vierbauer	49	AUT	7.90m
15 Marina Stepanova	45	RUS	7.56m
16 Maria Diaz Gutierrez	47	ESP	5.79m
17 SuelyCardoso Pinto	49	BRA	5.56m
18 Cheryl Kincaide	46	USA	5.54m

## Discus Throw 1 kg

## FINAL

1 Edith Anderes	47	SUI	40.46m
2 Gertrud Heinrich	49	GER	38.70m
3 Margareth Tomanek	45	BEL	38.08m
4 Danuta Scepankieni	46	LTU	35.76m
5 Inge Faldager	47	DEN	34.70m
6 Joyce Thomas	49	TRI	34.70m
7 Hester Du Plessis	45	RSA	33.58m
8 Birute Kersuliene	46	LTU	32.50m
9 Betty Chalou	47	BEL	31.18m
10 Wilma Perkins	45	AUS	30.04m
11 Subrata Debnath	46	IND	30.00m
12 Marion Wucherer	48	GER	25.64m
13 Henay Van Kruchten	45	NED	24.50m
14 Monica Snyman	46	RSA	23.52m
15 Anita Maria Rodrigues	47	IND	22.60m
16 Sharon Reynolds	47	AUS	20.54m
17 Senay Hekimoglu	48	TUR	20.42m
18 Margarete Junginger	47	GER	19.64m
19 Noriko Motohashi	47	JPN	19.54m
20 Cheryl Kincaide	46	USA	19.06m

## Hammer Throw 4 kg

## FINAL

1 Inge Faldager	47	DEN	43.94m
2 Hester Du Plessis	45	RSA	39.38m
3 Margareth Tomanek	45	BEL	35.78m
4 Rosemarie Alexander	47	GBR	32.92m
5 Monica Snyman	46	RSA	30.60m
6 Wilma Perkins	45	AUS	26.76m
7 Ana Fiel Figueira	45	IND	25.68m
8 Sharon Reynolds	47	AUS	23.80m
9 Margarete Junginger	47	GER	23.16m
10 Anita Maria Rodrigues	47	IND	23.06m
11 Gertrud Heinrich	49	GER	22.98m
12 Maria Isabel Veliz de Sanchez	47	ARG	22.96m
13 Johannie Hill-Hudgins	48	USA	22.78m
14 Mary Chadbourne	48	USA	19.86m
15 Indu Manral	45	IND	17.06m
16 Cheryl Kincaide	46	USA	11.44m

## Javelin Throw 600g

## FINAL

1 Natasa Bezjak	49	SLO	41.38m
2 Jadryga Putiniene	49	LTU	38.14m
3 Lurline H. Struppeck	48	USA	33.46m
4 Barbara F. Parcinski	46	USA	33.14m
5 Lorraine Tucker	48	USA	31.06m
6 Henay Van Kruchten	45	NED	30.88m
7 Hester Du Plessis	45	RSA	30.44m

Name	Age	Country	Results
8 Ana Fiel Figueira	45	IND	29.28m
9 Joyce Thomas	49	TRI	27.46m
10 Wilma Perkins	45	AUS	25.98m
11 Monica Snyman	46	RSA	21.28m
<b>Weight Pentathlon</b>			
1 Inge Faldager		DEN	3692
HT	41.56m		958
SP	9.84m		665
DT	32.12m		624
JT	20.00m		479
WT	11.78m		966
2 Hester Du Plessis		RSA	3508
HT	32.58m		713
SP	10.46m		715
DT	32.96m		644
JT	24.34m		603
WT	10.37m		833
3 Wilma Perkins		AUS	3051
HT	24.24m		489
SP	9.45m		633
DT	28.80m		548
JT	29.86m		762
WT	8.08m		619
4 Gertrud Heinrich		GER	3028
HT	29.14m		620
SP	9.91m		670
DT	39.78m		804
JT	17.54m		408
WT	7.07m		526
5 Danuta Scepanskiene		LTU	2901
HT	FOUL		0
P	10.96m		756
DT	36.56m		728
JT	22.16m		540
WT	10.84m		877
6 Liz McBlain		CAN	2751
HT	22.80m		451
SP	9.40m		629
DT	21.24m		377
JT	22.52m		550
WT	9.42m		744
7 Monica Snyman		RSA	2644
HT	28.44m		602
SP	7.96m		513
DT	26.24m		489
JT	19.50m		464
WT	7.62m		576
8 Lorraine Tucker		USA	2601
HT	16.42m		284
SP	9.19m		612
DT	23.06m		417
JT	29.46m		750
WT	7.21m		538
9 Margaret Junginger		GER	2165
HT	20.98m		403
SP	7.33m		463
DT	20.22m		354
JT	16.20m		371
WT	7.60m		574
10 Sharon Reynolds		AUS	1980
HT	24.24m		489
SP	5.72m		336
DT	21.68m		386
JT	12.92m		278
WT	6.69m		491

Name	Age	Country	Results
1 Bjorg Moen	48	NOR	43:52
2 Judith Stewart	46	NZL	43:57
3 Susanne Waru	46	NZL	44:05
4 Elizabeth Thodey	46	NZL	45:16
5 Susan Gustafson	49	USA	45:18

Name	Age	Country	Results
6 Evelyn Mc Nelis	49	IRL	45:26
7 Judith Cheesman	45	NZL	45:32
8 Gill Lea	49	GBR	47:12
9 Donna Olson	45	USA	48:53
10 Mary Lou Hamm	47	CAN	48:57
11 Georgina Cullen	47	AUS	49:21
12 Gayle Taylor-Bedell	47	USA	51:13
13 Rosaleen Hayden	46	IRL	51:27
14 Margaret August	49	NZL	52:21
15 Nina Ehmer	45	USA	52:37
16 Florinda Vega Huertas	46	COL	56:43
17 Diane Carter	48	NZL	57:31
18 Helen Tobin	48	NZL	58:10
19 Lau Fung Ling	47	HKG	59:03
20 Socorro Ocana de Acosta	49	COL	1:01:30
21 Alicia G. de Collica	45	ARG	1:01:46
22 Gabriella Bellato	45	ITA	1:03:08
23 Bronwyn Gardner	45	AUS	1:03:26
24 Irene Davy	48	AUS	1:04:46
25 Ann Jenkins	48	NZL	1:05:54
26 Alice Bersaneti	49	BRA	1:25:27

Name	Age	Country	Results
<b>Cross Country Team</b>			
1		New Zealand	2:13:18
		Judith Stewart	43:57
		Susanne Waru	44:05
		Elizabeth Thodey	45:16
2		United States	2:25:24
		Susan Gustafson	45:18
		Donna Olson	48:53
		Gayle Taylor-Bedell	51:13
3		Australia	2:57:33
		Georgina Cullen	49:21
		Bronwyn Gardner	1:03:26
		Irene Davy	1:04:46

Name	Age	Country	Results
<b>10km Road Walk</b>			
1		Heather McDonald	45 AUS 54:20
2		Gayle Johnson	46 USA 56:27
3		Regina Meinschmidt	45 GER 57:18
4		Marianne Martino	45 USA 57:51
5		Jeanette Smith	46 USA 57:57
6		Viisha Sedlak	46 USA 58:12
7		Linda A. Stein	47 USA 59:16
8		Celia Kelly	47 AUS 59:29
9		Kathy Cassidy	46 AUS 59:36
10		Jacqueline Bonnet	48 FRA 59:52
11		Brenda Carpino	48 USA 1:02:01
12		Marilyn Chute	49 CAN 1:02:03
13		Meg Ferguson	45 USA 1:02:16
14		Annelore Werner	46 GER 1:02:55
15		Olga Buitrago	47 ARG 1:03:10
16		Nadya Dimitrov	45 USA 1:04:03
17		Judy Heller	49 USA 1:04:16
18		Monique Martin	48 SUI 1:04:28
19		Donna Cetrulo	47 USA 1:04:52
20		Susan Laks	45 USA 1:07:02
21		Margret Anna Ullrich	49 GER 1:07:29
22		Susan Porter	47 GBR 1:08:58
23		Ann Montgomery	48 USA 1:09:00
24		Olga Figueroa	49 USA 1:09:57
25		Naida Freitas	45 BRA 1:09:58
26		Nina Liim	47 EST 1:10:16
27		Carol Kuo	47 USA 1:11:50
28		Miki Welch	46 USA 1:13:07
29		Erika Lorenz	48 GER 1:13:07
30		Raquel Retamales	49 CHI 1:13:21
31		Lau Fung Ling	47 HKG 1:16:54
32		Isabel Stuper	48 USA 1:19:24
33		Cheryl Kincaide	46 USA 1:21:03
34		Priscilla Frappier	45 USA 1:21:12
35		Joni Harvey	46 USA 1:25:42

Name	Age	Country	Results
<b>10km Road Walk Team</b>			
1		United States	2:52:15
		Gayle Johnson	56:27
		Marianne Martino	57:51
		Jeanette Smith	57:57
2		Australia	2:53:25
		Heather McDonald	54:20
		Celia Kelly	59:29
		Kathy Cassidy	59:36
3		Switzerland	2:56:52
		Heidi Haeder	54:40
		Michele Steiner	57:44
		Monique Martin	1:04:28
4		Germany	3:07:43
		Regina Meinschmidt	57:18
		Annelore Werner	1:02:55
		Margret Anna Ullrich	1:07:29
5		Great Britain	3:18:19
		Hilda Nyman	1:04:08
		Jill Langford	1:05:13
		Susan Porter	1:08:58

Name	Age	Country	Results
<b>Marathon</b>			
1		Eva Novotna	47 TCH 3:09:07
2		Renate Mueller	48 GER 3:09:42
3		Elizabeth Thodey	46 NZL 3:15:33
4		Gill Lea	49 GBR 3:25:13
5		Mary Lou Hamm	47 CAN 3:29:56
6		Diane McLaughlin	47 USA 3:35:36
7		Georgina Cullen	47 AUS 3:39:48
8		Judith Cheesman	45 NZL 3:40:21
9		Nancy De Coux	46 USA 3:43:36
10		Sumittra Opitz	48 USA 3:45:10
11		Margaret August	49 NZL 3:45:53
12		Jana Kasparova	48 TCH 3:46:46
13		Judith Allyn	45 USA 3:48:41
14		Eila Alanko	47 FIN 3:53:06
15		Karin Niss	48 DEN 4:00:04
16		Diane Carter	48 NZL 4:00:08
17		Sandra Ludwa	48 USA 4:01:34
18		Burgitt Bauer	45 GER 4:10:00
19		Janice Ryan	48 USA 4:10:41
20		Pirjo Veijalainen	47 FIN 4:11:02
21		Suzanne Fenger	48 USA 4:11:17
22		Lau Fung Ling	47 HKG 4:24:04
23		Gabriella Bellato	45 ITA 4:33:22
24		Celia Kelly	47 AUS 4:41:14
25		Helen Tobin	48 NZL 4:48:38
26		Bronwyn Gardner	45 AUS 4:58:26
27		Carol Gleason	46 USA 5:00:04
28		Cynthia Jozwik-Burge	45 USA 5:26:30
29		Alexandra Araslanova	49 MLD 5:49:07
30		Carol Bertino	48 USA 6:23:18

Name	Age	Country	Results
<b>Marathon Team</b>			
1		New Zealand	10:41:47
		Elizabeth Thodey	3:15:33
		Judith Cheesman	3:40:21
		Margaret August	3:45:53
2		Canada	11:04:17
		Eileen Doran	3:29:15
		Mary Lou Hamm	3:29:56
		Bernice Goy	4:05:06
3		United States	11:04:22
		Diane McLaughlin	3:35:36
		Nancy De Coux	3:43:36
		Sumittra Opitz	3:45:10
4		Australia	12:08:04
		Georgina Cullen	3:39:48
		Barbara Dalgleish	3:56:26
		Shirley Brasher	4:31:50

Name	Age	Country	Results
5		Italy	13:51:56
		Noemi Gastaldi	4:22:19
		Gabriella Bellato	4:33:22
		Maria Vecchi	4:56:15

Name	Age	Country	Results
<b>WOMEN 50</b>			
<b>100 Meter Dash</b>			
<b>HEATS</b>			
Heat 1 Wind Reading: -2.6			
1		Reidun Rushfeldt	50 NOR 14.49
2		Erika Staehle	53 GER 14.72
3		Hannelore Venn	53 GER 14.98
4		Teresa Masmela Ariza	54 COL 15.80
5		Joy MacDonald	54 USA 15.83
6		Neri Margot Flores	
		Marquez	52 URU 16.44
7		Jean Preston	51 USA 17.51
Heat 2 Wind Reading: -2.9			
1		Marge Allison	50 AUS 13.46
2		Doris Gallep	50 GER 14.02
3		Vera Alice Silva	51 BRA 14.97
4		Glory Barnabas	53 SIN 15.22
5		Mary Ann Wallace	51 USA 16.14
6		Cathy Primmer	52 USA 16.72
7		Ninieck Rahadjeng	50 INA 17.54
Heat 3 Wind Reading: -2.1			
1		Yvonne De Wit	54 RSA 14.29
2		Friderun	
		Kuemmerle-Valk	54 GER 14.31
3		Nadine Lowenstein	50 BEL 14.74
4		Brigitte Lange	52 GER 15.01
5		Galina Kovalskaya	51 RUS 15.07
6		Cornelia Vinke	54 NED 15.68
7		Kerstin Nilsson	52 SWE 15.97
8		Judy Hall	53 AUS 16.63
Heat 4 Wind Reading: -2.9			
1		Anne-Kathrin Eriksen	51 GER 14.49
2		Jacqueline Wladika	50 AUT 14.86
3		Elsa Sophia Jordaan	50 RSA 14.97
4		Frances Harris	53 AUS 15.39
5		Marlene Sachs	51 USA 15.81
6		Pasqualina Cecotti	54 ITA 16.06
7		Nyala Millar	53 AUS 16.41
Heat 5 Wind Reading: -4.2			
1		Martha Behrendt	53 GER 14.16
2		Gerda Seibert	52 GER 14.97
3		June Reeves	50 AUS 14.98
4		Irma Kirchhofs	54 GER 16.12
4		Herborg N. Blakstad	52 NOR 16.12
6		Ana Yality C. de Caceres	52 COL 16.72
7		Maria Lopez de Aguiar	54 COL 16.93
Heat 6 Wind Reading: -3.9			
1		Noreen Parrish	53 AUS 14.33
2		Chris Waring	51 NZL 15.02
3		Renate Rolack	52 GER 15.23
4		Ana Maria Briones	52 ARG 16.28
5		Lorraine Birtwell	52 AUS 17.44

Name	Age	Country	Results
<b>SEMI FINALS</b>			
Heat 1 Wind Reading: -1.4			
1		Martha Behrendt	53 GER 13.65
2		Doris Gallep	50 GER 14.07
3		Yvonne De Wit	54 RSA 14.12
4		Reidun Rushfeldt	50 NOR 14.30
5		Gerda Seibert	52 GER 14.45
6			

Name	Age	Country	Results
4 Friderun			
Kuemmerle-Valk	54	GER	14.05
5 Erika Staehle	53	GER	14.33
6 June Reeves	50	AUS	14.36
7 Chris Waring	51	NZL	14.66
8 Nadine Lowenstein	50	BEL	14.77

**FINAL**

**Wind Reading: 2.1**

1 Marge Allison	50	AUS	13.06
2 Martha Behrendt	53	GER	13.29
3 Doris Gallep	50	GER	13.65
4 Anne-Kathrin Eriksen	51	GER	13.79
5 Reidun Rushfeldt	50	NOR	13.90
6 Noreen Parrish	53	AUS	13.95
7 Yvonne De Wit	54	RSA	14.01
8 Erika Staehle	53	GER	14.16

**200 Meter Dash**

**HEATS**

**Heat 1 Wind Reading: -1.0**

1 Marge Allison	50	AUS	27.17
2 Noreen Parrish	53	AUS	29.76
3 Chris Waring	51	NZL	30.65
4 Jacqueline Wladika	50	AUT	32.37
5 Ann Marie Rosenitsch	54	CAN	32.76
6 Maria Lopez deAguiacia	54	COL	35.20
7 Jean Preston	51	USA	36.86

**Heat 2 Wind Reading: 1.7**

1 Gerda Seibert	52	GER	29.83
2 Reidun Rushfeldt	50	NOR	30.40
3 Nadine Lowenstein	50	BEL	31.23
4 Vera Alice Silva	51	BRA	32.77
5 Marta Piresferreira	51	CAN	33.18
6 Pamela Spence	50	GBR	33.26
7 Christa Seilnacht	54	GER	34.17
8 Kerstin Lindgren	53	SWE	37.40

**Heat 3 Wind Reading: 3.1**

1 Martha Behrendt	53	GER	29.15
2 Erika Staehle	53	GER	30.79
3 Mary Astell	53	GBR	31.44
4 Frances Harris	53	AUS	32.55
5 Josephine Kimber	51	GBR	34.21
6 Mary Ann Wallace	51	USA	34.88
7 Patricia Longboat	51	USA	45.88

**Heat 4 Wind Reading: 5.9**

1 Yvonne De Wit	54	RSA	29.78
2 June Reeves	50	AUS	30.56
3 Hannelore Venn	53	GER	30.88
4 Elsa Sophia Jordaan	50	RSA	31.54
5 Menja Stapelfeld	52	DEN	31.77
6 Elsa Maria Alves	53	BRA	40.74

**Heat 5 Wind Reading: 2.7**

1 Doris Gallep	50	GER	29.55
2 Anne-Kathrin Eriksen	51	GER	30.63
3 Renate Rolack	52	GER	31.74
4 Herborg N. Blakstad	52	NOR	32.96
5 Bonnie Frankel	50	USA	34.48
6 Nyala Millar	53	AUS	35.08
7 Cathy Primmer	52	USA	35.49

**SEMI FINALS**

**Heat 1 Wind Reading: 0.5**

1 Martha Behrendt	53	GER	27.78
2 Noreen Parrish	53	AUS	28.65
3 Doris Gallep	50	GER	28.78
4 Reidun Rushfeldt	50	NOR	29.16
5 Chris Waring	51	NZL	29.83
6 Erika Staehle	53	GER	29.93
7 Mary Astell	53	GBR	30.56
8 Elsa Sophia Jordaan	50	RSA	30.90

**Heat 2 Wind Reading: 0.9**

1 Marge Allison	50	AUS	26.56
2 Yvonne De Wit	54	RSA	29.43
3 Anne-Kathrin Eriksen	51	GER	29.46
4 Gerda Seibert	52	GER	29.51

Name	Age	Country	Results
5 June Reeves	50	AUS	29.53
6 Nadine Lowenstein	50	BEL	30.28
7 Hannelore Venn	53	GER	30.70
8 Renate Rolack	52	GER	31.03

**FINAL**

**Wind Reading: -4.6**

1 Marge Allison	50	AUS	26.90
2 Martha Behrendt	53	GER	27.81
3 Doris Gallep	50	GER	28.75
4 Noreen Parrish	53	AUS	29.19
5 Reidun Rushfeldt	50	NOR	29.41
6 Yvonne De Wit	54	RSA	29.50
7 Gerda Seibert	52	GER	30.00
8 Anne-Kathrin Eriksen	51	GER	30.65

**400 Meter Dash**

**HEATS**

**Heat 1**

1 Friderun			
Kuemmerle-Valk	54	GER	1:05.44
2 Gerda Seibert	52	GER	1:06.60
3 Nadine Lowenstein	50	BEL	1:07.73
4 Riet Jonkers-Slegers	51	NED	1:09.01
5 Jean Preston	51	USA	1:26.55

**Heat 2**

1 Leena Halme	53	FIN	1:07.37
2 Frances Harris	53	AUS	1:08.29
3 Ingrid Holzknecht	54	GER	1:10.26
4 Bonnie Frankel	50	USA	1:16.80
5 Cathy Primmer	52	USA	1:20.39
6 Valerie Prescott	51	AUS	1:22.53
7 Magdalena Serrano	50	ARG	1:27.11

**Heat 3**

1 Marge Allison	50	AUS	1:01.78
2 Doris Gallep	50	GER	1:06.33
3 Noreen Parrish	53	AUS	1:07.33
4 June Reeves	50	AUS	1:09.49
5 Hannelore Venn	53	GER	1:09.63
6 Vera Alice Silva	51	BRA	1:15.16

**Heat 4**

1 Kristina Carlsson	54	SWE	1:08.82
2 Reidun Rushfeldt	50	NOR	1:10.24
3 Josephine Kimber	51	GBR	1:10.62
4 Christa Seilnacht	54	GER	1:15.03
5 Mary Ann Wallace	51	USA	1:19.88
6 Pamela Spence	50	GBR	1:22.05

**Heat 5**

1 Yvonne De Wit	54	RSA	1:07.77
2 Chris Waring	51	NZL	1:09.21
3 Elsa Sophia Jordaan	50	RSA	1:09.47
4 Menja Stapelfeld	52	DEN	1:11.59
5 Ann Marie Rosenitsch	54	CAN	1:12.16

**SEMI FINALS**

**Heat 1**

1 Leena Halme	53	FIN	1:07.04
2 Doris Gallep	50	GER	1:07.37
3 Gerda Seibert	52	GER	1:07.68
4 Noreen Parrish	53	AUS	1:07.95
5 Elsa Sophia Jordaan	50	RSA	1:09.10
6 Reidun Rushfeldt	50	NOR	1:09.69
7 June Reeves	50	AUS	1:10.37

**Heat 2**

1 Marge Allison	50	AUS	1:00.85
2 Yvonne De Wit	54	RSA	1:07.47
3 Kristina Carlsson	54	SWE	1:08.23
4 Chris Waring	51	NZL	1:09.57
5 Frances Harris	53	AUS	1:09.74
6 Nadine Lowenstein	50	BEL	1:10.39
- Hannelore Venn	53	GER	DNF

**FINAL**

1 Marge Allison	50	AUS	58.51
2 Doris Gallep	50	GER	1:04.03
3 Yvonne De Wit	54	RSA	1:04.41

Name	Age	Country	Results
4 Noreen Parrish	53	AUS	1:05.52
5 Leena Halme	53	FIN	1:05.66
6 Gerda Seibert	52	GER	1:05.75
7 Kristina Carlsson	54	SWE	1:07.02
8 Chris Waring	51	NZL	1:08.10

**800 Meter Run**

**HEATS**

**Heat 1**

1 Linda Upton	52	USA	2:34.03
2 Kristina Carlsson	54	SWE	2:35.28
3 Jo Marchetti	52	USA	2:40.47
4 Anne Lang	52	AUS	2:43.79
5 Erica Mercer	52	AUS	2:55.44
6 Ligia P. de Vargas	54	COL	3:04.30

**Heat 2**

1 Riet Jonkers-Slegers	51	NED	2:45.08
2 Menja Stapelfeld	52	DEN	2:46.27
3 Mariann Stenbakk	50	NOR	2:47.07
4 Gun Eriksson	51	SWE	2:48.27
5 Miloslava Rocnakova	50	TCH	3:03.35
6 Ehvira Gil Pedraza	51	COL	3:16.00
7 Jean Preston	51	USA	3:34.64

**Heat 3**

1 Leena Halme	53	FIN	2:35.12
2 Rigmor Osterlund	51	DEN	2:36.84
3 Ann Makoske	50	USA	2:47.46
4 Charlene Francis	54	USA	2:51.08
5 Ursula Schittenhelm	54	GER	2:53.94
6 Amanda Ortado	54	ARG	3:28.29
- Gerd Eriksson	51	SWE	DNF

**Heat 4**

1 Milde Kade	51	EST	2:35.31
2 Bonnie Frankel	50	USA	2:39.12
3 Helgi Sagor	51	EST	2:41.46
4 Frances Harris	53	AUS	2:42.94
5 Josephine Kimber	51	GBR	2:43.35
6 Elsa Sophia Jordaan	50	RSA	2:46.70

**FINAL**

1 Milde Kade	51	EST	2:30.27
2 Rigmor Osterlund	51	DEN	2:31.85
3 Leena Halme	53	FIN	2:36.12
4 Kristina Carlsson	54	SWE	2:38.14
5 Linda Upton	52	USA	2:40.33
6 Jo Marchetti	52	USA	2:42.87
7 Riet Jonkers-Slegers	51	NED	2:43.86
8 Bonnie Frankel	50	USA	2:44.55
9 Helgi Sagor	51	EST	2:46.30
10 Frances Harris	53	AUS	2:49.78
11 Josephine Kimber	51	GBR	2:51.54
- Menja Stapelfeld	52	DEN	DNF

**1,500 Meter Run**

**HEATS**

**Heat 1**

1 Milde Kade	51	EST	5:17.56
2 Rigmor Osterlund	51	DEN	5:19.14
3 Greet Warnaar	53	NED	5:21.47
4 Mariann Stenbakk	50	NOR	5:22.02
5 Jo Marchetti	52	USA	5:26.19
6 Eva Carlsen	54	NOR	5:30.57
7 Ann Makoske	50	USA	5:33.47
8 Ma Guadalupe SarvideGonzalez	54	MEX	5:51.49
9 Nancy Frisillo	52	USA	6:02.58
10 Carole McCoy	50	AUS	6:14.02
- Artoinette Coetzee	50	RSA	DNF

**Heat 2**

1 Helgi Sagor	51	EST	5:32.11
2 Elaine Statham	51	GBR	5:32.66
3 Janet Bober	51	USA	5:32.75
4 Anne Lang	52	AUS	5:36.13
5 Charlene Francis	54	USA	5:44.98
6 Maureen Farish	53	GBR	5:49.85

Name	Age	Country	Results
7 Gun Eriksson	51	SWE	5:52.32
8 Gerd Eriksson	51	SWE	5:54.87
9 Marcia Puryear	52	USA	5:58.32
10 Ludi Godoy	53	CHI	7:02.92

**FINAL**

1 Rigmor Osterlund	51	DEN	4:56.18
2 Elaine Statham	51	GBR	5:01.42
3 Milde Kade	51	EST	5:02.46
4 Greet Warnaar	53	NED	5:18.68
5 Jo Marchetti	52	USA	5:19.18
6 Mariann Stenbakk	50	NOR	5:19.86
7 Janet Bober	51	USA	5:22.39
8 Helgi Sagor	51	EST	5:23.17
9 Anne Lang	52	AUS	5:25.50
10 Eva Carlsen	54	NOR	5:30.51
11 Ann Makoske	50	USA	5:36.21
12 Charlene Francis	54	USA	5:46.95
13 Maureen Farish	53	GBR	5:47.14
14 Ma Guadalupe SarvideGonzalez	54	MEX	5:58.17

**5,000 Meter Run**

**FINAL**

1 Joan Ottaway	51	USA	18:34.80
3 Rigmor Osterlund	51	DEN	19:08.03
5 Elizabeth K. Gilchrist	50	GBR	19:44.62
6 Jo Marchetti	52	USA	19:56.91
7 Greet Warnaar	53	NED	20:01.63
8 Janet Bober	51	USA	20:22.61
9 Pauline Rich	50	GBR	20:27.31
10 Mariann Stenbakk	50	NOR	20:45.74
11 Marisa Cruz	51	BRA	20:52.06
12 Ilse Hardinge	53	CAN	21:41.13
13 Artoinette Coetzee	50	RSA	21:41.51
14 Nancy Frisillo	52	USA	21:49.37
15 Eva Carlsen	54	NOR	21:59.64
16 Ma Guadalupe SarvideGonzalez	54	MEX	22:03.18
17 Marcia Puryear	52	USA	22:09.92
18 Maureen Farish	53	GBR	22:58.12
19 Theresa Woodham	52	NZL	23:13.42
20 Sandra Farinacci	53	CAN	23:44.94
21 Margaret Davis	51	USA	23:54.16
22 Sofia Prada de Duran	53	COL	24:09.60
23 Elaine Tober	52	USA	24:16.78
24 Adelheid Kebner	52	GER	24:39.70
25 Maria Cardona de Moya	52	COL	24:59.01
26 Elsa Rivas	51	VEN	25:00.96
27 Roberta Thaxton	51	USA	25:36.20
28 Patricia Lord	54	USA	25:48.10



**WOMEN 50**

**10K/5KRW/HH/IH/2KS/4x100/4x400/HJ/PV/LJ/TJ/SP/DT**

Name	Age	Country	Results
14 Sofia Prada de Duran	53	COL	50:17.44
15 Adelheid Kebner	52	GER	50:28.40
16 Patricia Lord	54	USA	52:05.08
17 Maria Cardona de Mora	52	COL	54:55.70
18 Patricia Longboat	51	USA	56:21.36
19 Heather Johnstone	51	AUS	56:53.03
20 Brigitte Harensiak	50	GER	1:00:36.00
- Anna Van Zyl	51	RSA	DNF
- Yvonne Miles	54	GBR	DNF

**5,000 Meter Race Walk**

**FINAL**

1 Heide Maeder	51	SUI	27:00.15
2 Waltraud Seiler	54	GER	27:23.70
3 Michele Steiner	51	SUI	27:34.09
4 Lee Osborne	52	AUS	28:45.85
5 Penny Hall	54	AUS	29:15.48
6 Winifred May	53	AUS	29:26.35
7 Celine Goyeneche	52	FRA	29:58.34
8 Jolene Steigerwalt	51	USA	30:10.64
9 Matilde Gomez Murillo	53	ESP	30:12.04
10 Jeanne Bocci	52	USA	30:41.41
11 Kerstin Lindgren	53	SWE	32:00.73
12 Valerie Stowe	53	USA	32:39.20
13 Georgia Cutler	52	USA	32:51.36
14 Maggie Gorman	54	AUS	33:35.53
15 Heather Anne Berry	50	CAN	33:49.78
16 Joan Purcell	54	AUS	33:51.20
17 Olivia Matos Monraia	52	POR	34:00.96
18 Maria G. E Castro	54	BRA	34:43.14
19 Kathleen Wood	50	USA	35:10.07
20 Gladys Wishart	51	AUS	35:19.83
21 Margaret Best	51	GER	35:57.25
22 Kathryn Carmines	51	USA	36:14.23
23 Jenny Evans	54	GBR	36:23.13
24 Vlasta Zlantnikova	53	TCH	36:36.66
25 Anneli Hartikainen	53	FIN	37:32.29
26 Kyoko Kohigashi	52	BRA	39:36.21
27 Marjatta Karjalainen	53	FIN	42:31.73
28 Elza Maria Alves	53	BRA	42:45.61
- Bani Chakraborty	52	IND	DQ

**80 Meter High Hurdles 30"**

**HEATS**

**Heat 1 Wind Reading: 2.1**

1 Friderun			
Kuemmerle-Valk	54	GER	14.00
2 Marianne Maier	52	AUT	15.20
3 Nanette Cross	54	GBR	15.37
4 Galina Kovalskaya	51	RUS	15.81
5 Petra Pietersen	51	RSA	16.57
6 Elza Maria Alves	53	BRA	22.11

**Heat 2 Wind Reading: 2.5**

1 Helgi Lamp	51	EST	13.73
2 Erika Staehle	53	GER	14.23
3 Elise M. Wale	53	NOR	14.95
4 Marlene Sachs	51	USA	15.00
5 Jacqueline Wladika	50	AUT	16.18
6 Evelia Mondragon	50	COL	18.76

**FINAL**

**Wind Reading: -4.4**

1 Friderun			
Kuemmerle-Valk	54	GER	14.24
2 Marianne Maier	52	AUT	14.64
3 Elise M. Wale	53	NOR	14.66
4 Erika Staehle	53	GER	14.84
5 Marlene Sachs	51	USA	16.25
6 Galina Kovalskaya	51	RUS	16.31
- Helgi Lamp	51	EST	DNF
- Nanette Cross	54	GBR	DNF

**300 Meter Int Hurdles 30"**

**HEATS**

**Heat 1**

1 Yvonne De Wit	54	RSA	54.37
2 Elise M. Wale	53	NOR	55.77
3 Ann Marie Rosenitsch	54	CAN	1:00.63
4 Karin Mathes	53	GER	1:20.12
- Erica Mercer	52	AUS	DNF

**Heat 2**

1 Friderun			
Kuemmerle-Valk	54	GER	54.14
2 Kristina Carlsson	54	SWE	55.84
3 Gerda Seibert	52	GER	56.81
4 Nanette Cross	54	GBR	57.33
5 Rachel E. Rossouw	53	RSA	1:03.63

**FINAL**

1 Friderun			
Kuemmerle-Valk	54	GER	51.03
2 Yvonne De Wit	54	RSA	53.16
3 Elise M. Wale	53	NOR	53.69
4 Kristina Carlsson	54	SWE	54.93
5 Nanette Cross	54	GBR	55.86
6 Gerda Seibert	52	GER	57.97
7 Rachel E. Rossouw	53	RSA	1:04.40

**2,000 Meter Steeplechase**

**FINAL**

1 Joan Ottaway	51	USA	8:16.59
2 Erica Mercer	52	AUS	9:39.98
3 Rachel E. Rossouw	53	RSA	10:43.64
4 Miloslava Rocnakova	50	TCH	10:51.53
5 Diethild Nix	52	GER	10:56.47

**4x100 Meter Relay**

1 Germany			53.41
Anne-Kathrin Eriksen	51		
Doris Gallep	50		
Friderun			
Kuemmerle-Valk	54		
Martha Behrendt	53		
2 Australia			55.87
Noreen Parrish	53		
June Reeves	50		
Frances Harris	53		
Marge Allison	50		
3 Great Britain			1:00.74
Nanette Cross	54		
Pamela Spence	50		
Carina Graham	59		
Mary Axtell	53		
4 United States			1:03.92
Becky Sisley	56		
Cherrie Sherrard	56		
Cathy Primmer	52		
Jean Preston	51		
5 Colombia			1:05.75
Maria Lopez deAguacia	54		
Ana Yalily C. de Cacer	52		
Elvira Gil Pedraza	51		
Teresa Masmela Ariza	54		
6 Brazil			1:06.50
Elza Maria Alves	53		
Vera Alice Silva	51		
Maria G. E Castro	54		
Aida Menezes	58		
- Netherlands			DQ
Corrie Roovers	59		
Cornelia Vinke	54		
Rietje Dykman	56		
Riet Jonkers-Slegers	51		

**4x400 Meter Relay**

1 Germany			4:35.27
Gerda Seibert	52		
Doris Gallep	50		
Hannelore Venn	53		
Friderun			
Kuemmerle-Val	54		
2 Australia			4:47.23
Frances Harris	53		
June Reeves	50		
Diana Jill Cooper	56		
Noreen Parrish	53		
3 Netherlands			5:00.22
Elisabeth Plat-den-Boe	56		
Gerda Van Kooten	56		
Riet Jonkers-Slegers	51		
Greet Warnaar	53		
4 Great Britain			5:21.45
Mary Axtell	53		
Josephine Kimber	51		
Pamela Spence	50		
Nanette Cross	54		
5 Colombia			5:47.23
Sofia Prada de Duran	53		
Elvira Gil Pedraza	51		
Maria Cardona de Mora	52		
Teresa Masmela Ariza	54		

**High Jump**

**FINAL**

1 Renate Vogen	51	GER	1.53m
2 Erika Springmann	52	GER	1.44m
2 Christel Haeuser	52	GER	1.44m
4 Marianne Maier	52	AUT	1.36m
5 Edith Graff	53	BEL	1.32m
5 Erika Staehle	53	GER	1.32m
7 Marlene Sachs	51	USA	1.28m
8 Elvina Collavizza	53	ITA	1.24m
8 Catharina Van Der Merwe	53	RSA	1.24m
8 Frances Harris	53	AUS	1.24m
11 Jacqueline Wladika	50	AUT	1.20m
12 Cathy Primmer	52	USA	1.16m
12 Tamara Tupikova	53	RUS	1.16m
14 Karin Mathes	53	GER	1.12m
15 Erica Mercer	52	AUS	1.08m
- J. Gean Hemming	52	CAN	NH
- Friderun			
- Kuemmerle-Valk	54	GER	NH

**Pole Vault**

**FINAL**

1 Petra Pietersen	51	RSA	2.70m
2 Joy MacDonald	54	USA	2.50m
3 Ann Marie Rosenitsch	54	CAN	2.20m
4 Diethild Nix	52	GER	2.00m

**Long Jump**

**FINAL**

1 Helgi Lamp	51	EST	4.74m 0.6
2 Erika Staehle	53	GER	4.58m 1.3
3 Anne-Kathrin Eriksen	51	GER	4.57m 1.4
4 Edith Graff	53	BEL	4.54m 1.5
5 Marianne Maier	52	AUT	4.38m -1.3
6 Christel Haeuser	52	GER	4.25m 0.7
7 Riet Jonkers-Slegers	51	NED	4.25m 1.5
8 Jacqueline Wladika	50	AUT	4.22m 1.1
9 Johanna Linskens	52	NED	4.05m -0.9
10 Petra Pietersen	51	RSA	4.02m 0.0
11 Marlene Sachs	51	USA	3.99m -1.1
12 Frances Harris	53	AUS	3.92m 0.9
13 Renate Rolack	52	GER	3.83m -0.5
14 Ursula Schittenhelm	54	GER	3.74m 0.0

15 Ana Maria Briones	52	ARG	3.64m -0.7
16 Glory Barnabas	53	SIN	3.59m -0.4
17 Nyala Millar	53	AUS	3.47m 0.0
18 Herborg N. Blakstad	52	NOR	3.44m -0.6
19 Ana Yalily C. de Caceres	52	COL	3.37m -0.6

20 Arulane Jablonszky	51	HUN	3.30m -0.4
21 Niniek Rahadjeng	50	INA	2.71m 1.7
22 Jaya Chatterjee	50	IND	2.51m -1.0
- Evelia Mondragon	50	COL	ND NWI

**Triple Jump**

**FINAL**

1 Erika Springmann	52	GER	9.94m -2.4
2 Galina Morosanova	54	RUS	9.55m 1.2
3 Frances Harris	53	AUS	9.23m 4.5
4 Edith Graff	53	BEL	9.09m 4.0
5 Jacqueline Wladika	50	AUT	8.97m 2.3
6 Tamara Tupikova	53	RUS	8.27m 2.1
7 Glory Barnabas	53	SIN	7.85m -1.6
8 Karin Mathes	53	GER	7.71m 1.4
9 Nyala Millar	53	AUS	7.31m 2.3
10 Ana Yalily C. de Caceres	52	COL	7.16m 2.0
11 Marjatta Karjalainen	53	FIN	5.59m 2.9

**Shot Put 3 kg**

**FINAL**

1 Karin Illgen	54	GER	12.76m
2 Mary Thomas	51	AUS	12.76m
3 Heidi Haase	51	GER	12.57m
4 Hella Boecker	53	GER	12.29m
5 Gisela Stecher	52	GER	12.18m
6 Aldona M. Vrubliauskienė	51	LTU	11.81m
7 Renate Vogen	51	GER	11.58m
8 Vanessa Hilliard	54	USA	11.20m
9 Milada Schreimbierova	51	TCH	11.11m
10 Erika Springmann	52	GER	10.79m
11 Yvonne Mitchell	50	TRI	10.77m
12 Lilly Batik	52	AUT	10.65m
13 Karin Schallau	54	GER	10.64m
14 Brigitte Lange	52	GER	10.39m
15 Niina Leppsoo	51	EST	9.38m
16 Johanna Linskens	52	NED	9.32m
17 Anita Weh	52	GER	9.18m
18 Elvi Korjus	54	EST	9.11m
19 Astrid Rose	51	AUS	9.06m
20 Heide Klepka	54	GER	8.94m
21 Cornelia Vinke	54	NED	8.91m
22 Pendelope England	54	RSA	8.87m
23 Karen Huff	52	USA	8.70m
24 Renate Sinddek	52	GER	8.68m
25 Teresa Masmela Ariza	54	COL	8.60m
26 Marlene Sachs	51	USA	8.57m
27 Ulrike Fago	53	GER	8.08m
28 Brunhild Mathes	51	GER	7.85m
29 Neri Margot Flores Marquez	52	URU	7.75m
30 Roslyn Katz	53	USA	7.49m
31 Jenny Evans	54	GBR	7.35m
32 Doris E. Guzman	50	VEN	6.92m
33 Angela Bertanza	52	ITA	6.85m
34 Jwalanadda Ananthamma	54	IND	6.10m

**Discus Throw 1 kg**

**FINAL**

1 Karin Illgen	54	GER	40.12m
2 Hella Boecker	53	GER	37.02m
3 Vanessa Hilliard	54	USA	36.86m
4 Mary Thomas	51	AUS	31.08m
5 Gisela Stecher	52	GER	31.06m
6 Namjilmaa Daszeveg	52	MGL	29.60m
7 Karin Schallau	54	GER	29.50m



Name	Age	Country	Results	Name	Age	Country	Results	Name	Age	Country	Results	Name	Age	Country	Results
8 Anu Teesalu	54	EST	29.48m	<b>Heptathlon</b>				2 Mary Thomas		AUS	4043	14 Aldona M. Vrubliauskiene		LTU	2768
9 Gudrun Mellmann	53	GER	29.10m	1 Friderun Kuemmerle-Valk		GER	5592	HT	34.00m	712	HT	28.80m	578		
10 Yvonne Mitchell	50	TRI	28.30m	80HH	13.92	929	w:-2.2	SP	12.02m	836	SP	11.46m	791		
11 Lorraine Birtwell	52	AUS	26.30m	HJ	1.37m	941		DT	33.10m	748	DT	23.12m	487		
12 Lilly Batik	52	AUT	25.34m	SP	9.84m	660		JT	40.02m	1020	JT	16.08m	352		
13 Elvira Garcia de Lopez	54	ARG	25.28m	200	29.30	852	w: NWI	WT	10.74m	727	WT	8.66m	560		
14 Renate Sindek	52	GER	25.22m	LJ	4.56m	874	w: 1.5	3 Gudrun Mellmann		GER	3909	15 Astrid Rose		AUS	2745
15 Anne-Kathrin Eriksen	51	GER	25.04m	JT	29.46m	722		HT	40.74m	887	HT	32.22m	665		
16 Milada Schreidmicerova	51	TCH	24.92m	800	3:03.70	614		SP	10.18m	687	SP	8.42m	546		
17 Heide Klepka	54	GER	23.88m	2 Marianne Maier		AUT	5101	DT	32.68m	736	DT	22.24m	464		
18 Janice Davies	53	AUS	23.18m	80HH	14.78	810	w:-1.8	JT	28.28m	689	JT	20.30m	468		
19 Elvi Korjus	54	EST	22.86m	HJ	1.40m	991		WT	13.00m	910	WT	9.18m	602		
20 Teresa Masmela Ariza	54	COL	21.38m	SP	11.38m	784		4 Hella Boeker		GER	3819	16 Lorraine Birtwell		AUS	2628
21 Roslyn Katz	53	USA	21.24m	200	30.97	726	w: NWI	HT	37.92m	813	HT	26.40m	516		
22 Astrid Rose	51	AUS	19.98m	LJ	3.96m	637	w: 0.2	SP	11.90m	826	SP	8.40m	544		
23 Johanna Linskens	52	NED	19.80m	JT	26.42m	637		DT	36.90m	850	DT	25.20m	540		
24 Colleen Ogilvie	54	CAN	19.58m	800	3:13.84	516		JT	23.18m	547	JT	20.60m	476		
25 Yueh-Chueh Lin Chen	51	TPE	17.90m	3 Elise M. Wale		NOR	5094	WT	11.44m	783	WT	8.56m	552		
26 Jwalanadda Ananthamma	54	IND	17.66m	80HH	15.30	743	w:-2.2	5 Karin Illgen		GER	3622	17 Anita Weh		GER	2489
27 Valerie Prescott	51	AUS	17.12m	HJ	1.31m	842		HT	28.44m	569	HT	23.98m	455		
28 Doris E. Guzman	50	VEN	15.74m	SP	9.33m	619		SP	12.02m	836	SP	8.48m	550		
29 Judy Cooper	54	AUS	14.16m	200	31.74	671	w: NWI	DT	40.38m	944	DT	19.00m	382		
30 Jenny Evans	54	GBR	14.04m	LJ	4.33m	780	w: 3.0	JT	30.28m	745	JT	25.74m	618		
- Faina Melnik	50	RUS	FOUL	JT	29.42m	721		WT	8.26m	528	WT	7.70m	484		
				800	2:53.79	718		6 Faina Melnik		RUS	3518	18 Elvina Collavizza		ITA	2408
				4 Erika Staehle		GER	4836	HT	24.34m	464	HT	23.12m	433		
				80HH	15.29	744	w:-2.2	SP	12.12m	844	DT	22.72m	476		
				HJ	1.37m	941		DT	36.54m	840	JT	20.02m	460		
				SP	9.53m	635		WT	10.94m	743	19 Penelope England		RSA	2340	
				200	31.90	659	w: NWI	7 Gisela Stecher		GER	3405	HT	24.34m	464	
				LJ	4.54m	865	w: 1.4	HT	34.04m	712	SP	8.82m	577		
				JT	21.56m	502		SP	11.44m	789	DT	16.08m	309		
				800	3:16.70	490		DT	29.24m	646	JT	22.88m	539		
				5 Marlene Sachs		USA	4776	JT	25.64m	615	WT	7.28m	451		
				80HH	15.93	664	w:-1.8	WT	9.70m	643	20 Catharina Van Der Merwe		RSA	2143	
				HJ	1.34m	891		8 Lilly Batik		AUT	3391	HT	27.84m	553	
				SP	8.70m	568		HT	32.24m	666	SP	6.96m	430		
				200	32.73	603	w: NWI	SP	11.20m	769	DT	15.00m	283		
				LJ	4.10m	691	w: 0.3	DT	26.44m	572	JT	19.70m	451		
				JT	27.10m	656		JT	29.38m	720	WT	6.96m	426		
				800	2:55.21	703		WT	9.96m	664	21 Roslyn Katz		USA	1413	
				6 Elsa Sophia Jordaan		RSA	3676	9 Janice Davies		AUS	3385	HT	28.30m	565	
				80HH	19.11	328	w:-2.2	HT	44.58m	988	SP	7.60m	480		
				HJ	1.07m	491		SP	8.76m	573	DT	18.42m	368		
				SP	6.50m	394		DT	23.92m	507	JT	ND	0		
				200	31.97	655	w: NWI	JT	18.74m	424	WT	ND	0		
				LJ	3.94m	628	w:-2.2	WT	12.80m	893					
				JT	17.14m	381		10 Anu Teesalu		EST	3181				
				800	2:46.48	799		HT	30.32m	616					
				7 Rachel E. Rossouw		RSA	3393	SP	9.12m	602					
				80HH	18.27	406	w:-1.8	DT	29.30m	647					
				HJ	1.10m	534		JT	28.00m	681					
				SP	7.32m	458		WT	9.60m	635					
				200	34.42	495	w: NWI	11 Brigitte Lange		GER	3123				
				LJ	3.19m	367	w:-0.8	HT	39.60m	857					
				JT	22.70m	534		SP	11.34m	781					
				800	3:05.19	599		DT	23.70m	501					
				8 Karin Mathes		GER	3093	JT	15.10m	325					
				80HH	19.21	319	w:-1.8	WT	9.90m	659					
				HJ	1.19m	666		12 Yvonne Mitchell		TRI	2903				
				SP	7.48m	471		HT	28.06m	559					
				200	38.48	274	w: NWI	SP	10.12m	682					
				LJ	3.46m	456	w: 2.2	DT	27.98m	612					
				JT	25.90m	622		DT	27.98m	612					
				800	3:42.11	285		JT	22.02m	515					
								WT	8.34m	535					
				<b>Weight Pentathlon</b>				13 Irma Kirchhofs		GER	2858				
				1 Vanessa Hilliard		USA	4051	HT	36.30m	771					
				HT	43.50m	959		SP	7.76m	493					
				SP	10.82m	739		DT	22.14m	461					
				DT	35.34m	807		JT	19.20m	437					
				JT	25.00m	598		WT	10.36m	696					
				WT	13.48m	948									

Name	Age	Country	Results
24 Helen Brown	54	AUS	1:13:38
25 Moriko Kai	53	JPN	1:20:11
26 Judy Cooper	54	AUS	1:21:10
27 Valerie Prescott	51	AUS	1:24:21
28 Carol Ryan	51	AUS	1:28:01

**Cross Country Team**

Rank	Country	Results
1	United States	2:17:52
Joan Ottaway 42:57		
Mary Wood 44:58		
Andrea Hatch 49:57		
2	New Zealand	2:47:02
Tiare Lund 50:39		
Theresa Woodham 54:43		
Helen MacKinlay 1:01:40		
3	Great Britain	2:49:08
Judy Norris 51:20		
Maureen Farish 57:43		
Yvonne Miles 1:00:05		
4	Australia	3:38:12
Heather Murfett 1:03:24		
Helen Brown 1:01:38		
Judy Cooper 1:02:10		

**10km Road Walk**

Rank	Name	Age	Country	Results
1	Heidi Haeder	51	SUI	54:40
2	Waltraud Seiler	54	GER	57:22
3	Michele Steiner	51	SUI	57:44
4	Lee Osborne	52	AUS	1:00:17
5	Marilde Gomez Murillo	53	ESP	1:01:23
6	Penny Hall	54	AUS	1:01:33
7	Celine Goyeneche	52	FRA	1:02:17
8	Winifred May	53	AUS	1:02:40
9	Jeanne Bocci	52	USA	1:03:13
10	Jolene Steigerwalt	51	USA	1:03:42
11	Kerstin Lindgren	53	SWE	1:05:38
12	Valerie Stowe	53	USA	1:07:23
13	Marina Hoernsbeck-Gill	53	ESP	1:07:59
14	Rosmanitar Rosmanitar	50	INA	1:08:09
15	Olivia Matos Monraia	52	POR	1:08:10
16	Georgia Cutler	52	USA	1:08:13
17	Anne Marie Kunz	54	USA	1:08:22
18	Maria Cox	53	USA	1:08:46
19	Rosalind Pakkiam	53	SIN	1:09:03
20	Helen MacKinlay	54	NZL	1:09:30
21	Maggie Gorman	54	AUS	1:09:33
22	Joan Purcell	54	AUS	1:09:35
23	Kathleen Wood	50	USA	1:10:19
24	Margarete Best	51	GER	1:12:03
25	Maria G. E. Castro	54	BRA	1:13:32
26	Kathryn Carmines	51	USA	1:14:25
27	Gladys Wishart	51	AUS	1:15:39
28	Gail Sepler	53	USA	1:20:05
29	Marjatta Karjalainen	53	FIN	1:21:39
30	Kyoko Kohigashi	52	BRA	1:23:02

**10km Road Walk Team**

Rank	Country	Results
1	Australia	3:04:30
Lee Osborne 1:00:17		
Penny Hall 1:01:33		
Winifred May 1:02:40		
2	Germany	3:13:23
Waltraud Seiler 57:22		
Lilo Kalweit-Marloth 1:03:58		
Margarete Best 1:12:03		
3	United States	3:14:18
Jeanne Bocci 1:03:13		
Jolene Steigerwalt 1:03:42		
Valerie Stowe 1:07:23		
4	New Zealand	3:40:11
Helen MacKinlay 1:09:30		
Noeleen Perry 1:09:58		
Valerie Shaw 1:21:43		

Name	Age	Country	Results
<b>Marathon</b>			
1	Gudrun Kwick		
Fleetwood			
2	Marisa Cruz	51	BRA 3:19:03
3	Anne-Marie Pruede	51	FRA 3:34:50
4	Ma Sofia De La Puerta	50	MEX 3:37:35
5	Andrea Hatch	51	USA 3:40:01
6	Maie Raudmets	50	EST 3:54:45
7	Wendy Mohrman	50	USA 3:58:12
8	Baerbel Kullmann	53	GER 4:01:24
9	Bernice Goy	51	CAN 4:05:06
10	Frances Buckley	51	NZL 4:20:40
11	Verna Kieffer	51	USA 4:32:58
12	Ana Maria Lozano		
Penha			
13	Sofia Prada de Duran	53	COL 4:41:18
14	Tazeta Mixolitis	50	GRE 4:45:12
15	Elsa Rivas Narvaez	51	VEN 4:48:40
16	Patricia Longboat	51	USA 4:54:41
17	Heather Murfett	54	AUS 5:05:11
18	Irene Hestekin	52	USA 5:10:05
19	Mary Ann Wallace	51	USA 5:22:23

**SEMI FINALS**

Heat	Name	Age	Country	Results
<b>Heat 1 Wind Reading: -1.4</b>				
1	Brunhilde Hoffmann	55	GER	14.03
2	Kemisole Solwazi	55	USA	14.42
3	Elfriede Hofmann	56	GER	14.63
4	Edeltraud Strasdas	56	GER	14.64
5	Ursula Jabs	57	GER	14.72
6	Doris Kreutz	56	GER	15.21
7	Annette Horsnell	57	AUS	15.22
8	Carina Graham	59	GBR	15.49
<b>Heat 2 Wind Reading: -3.3</b>				
1	Gerri Reichert	56	GER	14.32
2	Corrie Roovers	59	NED	14.53
3	Christiane Schmalbruch	58	GER	14.67
4	Diana Jill Cooper	56	AUS	14.86
5	Carolyn Cappetta	59	USA	15.20
6	Haltraud Grunefeld	57	GER	15.40
7	Jutta Ludicke	55	GER	15.47
8	Cherie Sherrard	56	USA	15.84

**FINAL**

Rank	Name	Age	Country	Results
1	Gerri Reichert	56	GER	14.32
2	Corrie Roovers	59	NED	14.53
3	Christiane Schmalbruch	58	GER	14.67
4	Diana Jill Cooper	56	AUS	14.86
5	Carolyn Cappetta	59	USA	15.20
6	Haltraud Grunefeld	57	GER	15.40
7	Jutta Ludicke	55	GER	15.47
8	Cherie Sherrard	56	USA	15.84

**Marathon Team**

Rank	Country	Results
1	United States	12:11:11
Andrea Hatch 3:40:01		
Wendy Mohrman 3:58:12		
Verna Kieffer 4:32:58		

**WOMEN 55**

**100 Meter Dash**

Rank	Name	Age	Country	Results
<b>HEATS</b>				
<b>Heat 1 Wind Reading: -3.0</b>				
1	Christiane Schmalbruch	58	GER	15.03
2	Diana Jill Cooper	56	AUS	15.18
3	Monica Tang Wing	58	TRI	15.67
4	Gloria Seymour	58	AUS	16.35
5	Itsuko Maeda	58	JPN	16.65
6	Christa Zah	56	GER	16.79
7	Sonja Nilsson	55	SWE	18.06
8	Hannelore Schumacher	55	GER	18.17
<b>Heat 2 Wind Reading: -2.3</b>				
1	Brunhilde Hoffmann	55	GER	14.31
2	Edeltraud Strasdas	56	GER	14.90
3	Elfriede Hofmann	56	GER	14.94
4	Elisabeth Bildstein	57	AUT	16.01
5	Sylvie Ah-Kang	56	MRI	16.33
6	Marion Coffee	56	USA	16.90
7	Alexandria Johnson	59	USA	17.94
8	Enriqueta De Rodriguez	57	PER	18.85
<b>Heat 3 Wind Reading: -1.7</b>				
1	Gerri Reichert	56	GER	14.28
2	Ursula Jabs	57	GER	14.83
3	Haltraud Grunefeld	57	GER	15.30
4	Carina Graham	59	GBR	15.50
5	Jeanne Hoagland	58	USA	15.96
6	Etebina P. de Puentes	56	COL	16.59
7	Becky Sisley	56	USA	16.75
8	Marjorie Sasiela	56	USA	21.02
<b>Heat 4 Wind Reading: -1.9</b>				
1	Corrie Roovers	59	NED	14.52
2	Carolyn Cappetta	59	USA	15.03
3	Ingrid Stockhecke	56	GER	15.88
4	Elisabeth Plat-den-Boef	56	NED	16.22
5	Astrid Nilsson	59	SWE	16.71
6	Tití Syarif-Sudibyo	59	INA	20.23
-	Una Gore	57	GBR	DNF
<b>Heat 5 Wind Reading: -2.3</b>				
1	Kemisole Solwazi	55	USA	14.51
2	Annette Horsnell	57	AUS	15.19
3	Jutta Ludicke	55	GER	15.45
4	Doris Kreutz	56	GER	15.48
5	Cherie Sherrard	56	USA	15.65
6	Maria Zahn	58	GER	16.05

Name	Age	Country	Results
7	Erika Heimann	56	GER 16.48
8	Kazuko Kai	56	JPN 16.86

**SEMI FINALS**

Heat	Name	Age	Country	Results
<b>Heat 1 Wind Reading: -1.4</b>				
1	Brunhilde Hoffmann	55	GER	14.03
2	Kemisole Solwazi	55	USA	14.42
3	Elfriede Hofmann	56	GER	14.63
4	Edeltraud Strasdas	56	GER	14.64
5	Ursula Jabs	57	GER	14.72
6	Doris Kreutz	56	GER	15.21
7	Annette Horsnell	57	AUS	15.22
8	Carina Graham	59	GBR	15.49
<b>Heat 2 Wind Reading: -3.3</b>				
1	Gerri Reichert	56	GER	14.32
2	Corrie Roovers	59	NED	14.53
3	Christiane Schmalbruch	58	GER	14.67
4	Diana Jill Cooper	56	AUS	14.86
5	Carolyn Cappetta	59	USA	15.20
6	Haltraud Grunefeld	57	GER	15.40
7	Jutta Ludicke	55	GER	15.47
8	Cherie Sherrard	56	USA	15.84

**FINAL**

Rank	Name	Age	Country	Results
1	Gerri Reichert	56	GER	14.32
2	Corrie Roovers	59	NED	14.53
3	Christiane Schmalbruch	58	GER	14.67
4	Diana Jill Cooper	56	AUS	14.86
5	Carolyn Cappetta	59	USA	15.20
6	Haltraud Grunefeld	57	GER	15.40
7	Jutta Ludicke	55	GER	15.47
8	Cherie Sherrard	56	USA	15.84

**Wind Reading: 2.8**

Rank	Name	Age	Country	Results
1	Brunhilde Hoffmann	55	GER	13.41
2	Gerri Reichert	56	GER	13.78
3	Corrie Roovers	59	NED	13.96
4	Christiane Schmalbruch	58	GER	14.01
5	Kemisole Solwazi	55	USA	14.02
6	Edeltraud Strasdas	56	GER	14.13
7	Elfriede Hofmann	56	GER	14.31
8	Diana Jill Cooper	56	AUS	14.45

**200 Meter Dash**

Rank	Name	Age	Country	Results
<b>HEATS</b>				
<b>Heat 1 Wind Reading: 3.2</b>				
1	Kemisole Solwazi	55	USA	29.87
2	Carolyn Cappetta	59	USA	31.20
3	Monica Tang Wing	58	TRI	31.30
4	Ingrid Stockhecke	56	GER	32.63
5	Astrid Nilsson	59	SWE	34.15
6	Sigrid Schroeffer	56	GER	34.38
7	Itsuko Maeda	58	JPN	34.42
8	Marjorie Sasiela	56	USA	43.47
<b>Heat 2 Wind Reading: 1.0</b>				
1	Diana Jill Cooper	56	AUS	31.65
2	Jutta Ludicke	55	GER	32.36
3	Ursula Jabs	57	GER	32.51
4	Rosmarie Mahnke	56	GER	34.35
5	Christa Zah	56	GER	34.85
6	Erika Heimann	56	GER	35.90
7	Annie Joseph	57	IND	40.81

**Heat 3 Wind Reading: 4.7**

Rank	Name	Age	Country	Results
1	Gerri Reichert	56	GER	29.78
2	Edeltraud Strasdas	56	GER	32.06
3	Annette Horsnell	57	AUS	32.84
4	Elisabeth Plat-den-Boef	56	NED	33.46
5	Lidia Maraldo Venier	55	ITA	33.79
6	Jeanne Hoagland	58	USA	34.70
7	Marion Coffee	56	USA	36.35
8	Alexandria Johnson	59	USA	37.62

**Heat 4 Wind Reading: 4.0**

Rank	Name	Age	Country	Results
1	Brunhilde Hoffmann	55	GER	29.24
2	Elfriede Hofmann	56	GER	30.60
3	Doris Kreutz	56	GER	32.26
4	Elisabeth Bildstein	57	AUT	33.55
5	Gloria Seymour	58	AUS	34.13
6	Bertha Guereca	58	MEX	36.80
7	Judy Funnell	56	NZL	44.38

**SEMI FINALS**

Heat	Name	Age	Country	Results
<b>Heat 1 Wind Reading: 0.2</b>				
1	Brunhilde Hoffmann	55	GER	28.85
2	Elfriede Hofmann	56	GER	29.97
3	Diana Jill Cooper	56	AUS	30.47

Name	Age	Country	Results
4	Monica Tang Wing	58	TRI 31.13
5	Jutta Ludicke	55	GER 31.22
6	Annette Horsnell	57	AUS 32.24
7	Ingrid Stockhecke	56	GER 33.99
8	Lidia Maraldo Venier	55	ITA 34.00

**Heat 2 Wind Reading: -1.8**

Rank	Name	Age	Country	Results
1	Gerri Reichert	56	GER	29.37
2	Kemisole Solwazi	55	USA	29.63
3	Carolyn Cappetta	59	USA	30.89
4	Ursula Jabs	57	GER	30.99
5	Doris Kreutz	56	GER	31.52
6	Edeltraud Strasdas	56	GER	32.32
7	Elisabeth Plat-den-Boef	56	NED	32.90

Name	Age	Country	Results	Name	Age	Country	Results	Name	Age	Country	Results	Name	Age	Country	Results			
5 Nee Dolores				8 Brigitta Eklund	57	SWE	21:06.38	<b>80 Meter High Hurdles 30"</b>				<b>4x400 Meter Relay</b>						
6 Gutierrez Anaya	59	MEX	3:33.81	9 Liisa Kujala	57	FIN	21:14.99	<b>HEATS</b>				<b>1 Germany 4:47.22</b>						
7 Marjorie Sasiela	56	USA	3:42.95	10 Barbara J. Matley	56	GBR	22:15.27					Brunhilde Hoffmann 55						
8 Sara Urrutia	58	PUR	4:01.94	11 Ekaterina Levchenko	58	RUS	22:28.25					Gerti Reichert 56						
Vicki Bigelow	59	USA	DQ	12 Elisabeth Kuhnert	59	AUT	23:00.31					Elfriede Hofmann 56						
<b>Heat 2</b>				13 Judy Groombridge	55	USA	23:08.71					Walburga Kloeckers 56						
1 Diane Palmason	57	CAN	2:43.68	14 Barbara Dalgleish	59	AUS	23:09.06					56						
2 Walburga Kloeckers	56	GER	2:46.62	15 Huifen Jin	56	CHN	23:22.81											
3 Judy Chandler	57	NZL	2:50.06	16 Kazuko Imada	55	JPN	23:29.97											
4 Eva Soderstrom	59	SWE	2:51.90	17 Joan F. Stapleton	55	CAN	23:52.90					<b>2 United States 5:28.69</b>						
5 Bokkie Kleynhans	55	RSA	2:56.05	18 Jan Fleming	56	NZL	24:05.82					Mac Cleveland 55						
6 Kathleen McIntyre	59	USA	3:06.16	19 Kathleen McIntyre	59	USA	24:59.40					Marilyn Morehead 55						
7 Bertha Guereca	58	MEX	3:16.92	20 Annemarie Reng	56	GER	25:14.38					Liz Szawlowski 62						
8 Fidia Patino Escobedo	56	MEX	3:18.69	21 Lynn Fraser	58	NZL	26:14.42					Yvette Lavigne 55						
<b>FINAL</b>				22 Lois Richmond	56	NZL	26:38.08											
1 Diane Palmason	57	CAN	2:32.17	23 Denise Collin	57	NZL	26:42.96											
2 Gerda Van Kooten	56	NED	2:36.96	24 Joan Gary	58	USA	26:44.12											
3 Walburga Kloeckers	56	GER	2:41.10	25 Veera Seethalakshmi	59	IND	27:04.86											
4 Jeanne Hoagland	58	USA	2:50.38	26 Marjorie Sasiela	56	USA	28:58.56											
5 Judy Chandler	57	NZL	2:51.25	27 Flor Marina Franco														
6 Brigitta Eklund	57	SWE	2:52.47	Castro	58	COL	29:31.01											
7 Eva Soderstrom	59	SWE	2:57.63	28 Jeannie McKeigan	55	CAN	30:21.55											
8 Bokkie Kleynhans	55	RSA	3:01.69	29 Janet Baumann	56	USA	41:41.64											
				30 Carol Foster	57	USA	44:42.69											
<b>1,500 Meter Run</b>				<b>10,000 Meter Run</b>														
<b>HEATS</b>				<b>FINAL</b>														
<b>Heat 1</b>				1 Ursula Odermatt				55	SUI	39:37.88								
1 Gerda Van Kooten	56	NED	5:45.29	2 Maria J. Ferreira Flores	55	POR	42:18.21											
2 Maria J. Ferreira Flores	55	POR	5:47.68	3 Asta Severinkangas	57	FIN	43:36.47											
3 Yvette Lavigne	55	USA	5:48.01	4 Liisa Kujala	57	FIN	43:42.72											
4 Vicki Bigelow	59	USA	5:48.21	5 Eva Soderstrom	59	SWE	44:42.64											
5 Bokkie Kleynhans	55	RSA	5:50.26	6 Huifen Jin	56	CHN	47:56.82											
6 Madeline Bost	55	USA	5:55.15	7 Barbara Dalgleish	59	AUS	48:57.91											
7 Barbara J. Matley	56	GBR	5:55.42	8 Kazuko Imada	55	JPN	49:16.27											
8 Joan F. Stapleton	55	CAN	6:26.48	9 Jan Fleming	56	NZL	49:38.25											
9 Jan Fleming	56	NZL	6:31.55	10 Ritva Tuliniemi	55	FIN	50:17.17											
<b>Heat 2</b>				11 Annemarie Reng	56	GER	51:51.90											
1 Edelwisha A. Trindade	55	BRA	5:31.98	12 Judy Groombridge	55	USA	53:00.24											
2 Walburga Kloeckers	56	GER	5:51.83	13 Maria Vecchi	55	ITA	53:13.34											
3 Diane Palmason	57	CAN	6:00.08	14 Lois Richmond	56	NZL	55:43.28											
4 Mae Cleveland	55	USA	6:03.66	15 Flor Marina Franco														
5 Marilyn Morehead	55	USA	6:17.58	Castro	58	COL	1:01:02.90											
6 Kathleen McIntyre	59	USA	6:19.93	- Edelwisha A. Trindade	55	BRA	DQ											
7 Fidia Patino Escobedo	56	MEX	6:34.74	<b>5,000 Meter Race Walk</b>														
8 Bertha Guereca	58	MEX	6:42.44	<b>FINAL</b>														
9 Nee Dolores				1 Elton Richardson	56	USA	28:30.47											
Gutierrez Anaya	59	MEX	7:01.54	2 Bev LaVeck	59	USA	29:40.65											
<b>FINAL</b>				3 Jill Langford	56	GBR	30:38.97											
1 Diane Palmason	57	CAN	5:14.86	4 Josette Sommier	59	FRA	30:55.13											
2 Gerda Van Kooten	56	NED	5:15.21	5 Lindsay Hatz	56	RSA	31:19.19											
3 Walburga Kloeckers	56	GER	5:21.97	6 Susan Richter	58	USA	31:20.31											
4 Edelwisha A. Trindade	55	BRA	5:28.34	7 Regine Broders	56	GER	31:31.96											
5 Maria J. Ferreira Flores	55	POR	5:33.26	8 Dolores Rogers	58	USA	31:55.61											
6 Yvette Lavigne	55	USA	5:35.29	9 Sami Bailey	59	USA	32:08.70											
7 Vicki Bigelow	59	USA	5:39.96	10 Maureen Seedsman	58	AUS	32:14.71											
8 Barbara J. Matley	56	GBR	5:43.39	11 Beth Young-Grady	58	USA	32:30.16											
9 Mae Cleveland	55	USA	5:55.52	12 Ruth Everson	57	USA	32:39.90											
10 Bokkie Kleynhans	55	RSA	5:59.90	13 Enriqueta De Rodriguez	57	PER	32:55.22											
11 Madeline Bost	55	USA	6:04.94	14 Lorraine Coppola	55	USA	33:02.33											
12 Marilyn Morehead	55	USA	6:05.84	15 Kay Cella	55	USA	34:51.70											
13 Jan Fleming	56	NZL	6:22.09	16 Traude Knaeringer	55	GER	35:23.06											
14 Joan F. Stapleton	55	CAN	6:23.16	17 Nobuyo Nishimura	55	JPN	35:41.83											
15 Kathleen McIntyre	59	USA	6:27.71	18 Jeannie McKeigan	55	CAN	36:17.85											
				19 Arlette Maimbourg	59	FRA	36:22.34											
				20 Judith Bustos De Ponce	57	MEX	37:02.54											
				21 Annie Joseph	57	IND	38:05.28											
				22 Denise Bannon	56	AUS	38:59.66											
				23 Sylvie Ah-Kang	56	MRI	42:15.28											
				24 Ebis Rosario Lopez	58	ARG	42:19.25											
				- Hilda Nymán	57	GBR	DNF											
				- Masako Nagate	55	JPN	DQ											
				<b>4x100 Meter Relay</b>														
				<b>Germany 54.18</b>														
				Christiane Schmalbruch 58														
				Gerti Reichert 56														
				Edeltraud Stradas 56														
				Brunhilde Hoffmann 55														
				<b>2 Australia 1:01.77</b>														
				Annette Horsnell 57														
				Diana Jill Cooper 56														
				Christine Dickie 57														
				Lorraine Birtwell 52														
				<b>3 Canada 1:06.73</b>														
				Doreen Carmichael 64														
				Joan F. Stapleton 55														
				Janet Holmes 62														
				Diane Palmason 57														
				<b>4 Colombia 1:09.10</b>														
				Amparo Reina de														
				Garcia 55														
				Ana Lucia														
				Avenidao Cor 55														
				Nohra C. de Fierro 57														
				Evelina P. de Puentes 56														
				<b>High Jump</b>														
				<b>FINAL</b>														
				1 Christiane Schmalbruch 58				GER	1.38m									
				2 Sigrid Schroeppfer 56				GER	1.30m									
				2 Hella Kuppe 55				NAM	1.30m									
				2 Rietje Dykman 56				NED	1.30m									
				5 Aida Menezes 58				BRA	1.26m									
				5 Becky Sisley 56				USA	1.26m									
				7 Edith Gray 59				CAN	1.18m									
				7 Guilia Lucia Perugini 58				ITA	1.18m									
				7 Hella Werner 59				GER	1.18m									
				10 Erika Heimann 56				GER	1.14m									
				11 Yoko Kurogi 59				JPN	1.02m									
				11 Sumithramma														
				Vijayalakshmi 59				IND	1.02m									
				13 Poldas Kanthanna 56				IND	0.90m									
				<b>Pole Vault</b>														
				<b>FINAL</b>														
				1 Becky Sisley 56				USA	2.30m									
				2 Jurta Riegel 55				CAN	2.10m									
				3 Dorothy McLennan 59				IRL	2.00m									
				4 Madeline Bost 55				USA	2.00m									
				5 Sue Tunnicliff 58				USA	1.90m									
				6 Sheila Champion 59				IRL	1.80m									
				7 Kimiko Nakamura 57				JPN	1.60m									
				8 Agnes Sterckx-Segers 56				BEL	1.20m									
				<b>Long Jump</b>														
				<b>FINAL</b>														
				1 Christiane Schmalbruch 58				GER	4.82m	0.5								
				2 Elfriede Hofmann 56				GER	4.49m	-0.4								
				3 Erika Sauer 55				GER	4.22m	0.9								
				4 Hella Kuppe 55				NAM	4.20m	1.1								
				5 Erika Heimann 56				GER	3.96m	-0.9								
				6 Haltraud Grunefeld 57				GER	3.92m	0.6								
				7 Maria Zahn 58				GER	3.89m	-0.8								
				8 Christine Dickie 57				AUS	3.47m	-1.2								
				9 Lily Isabel Hinton 58				NZL	3.41m	-0.4								
				10 Sigrid Schroeppfer 56				GER	3.37m	-1.2								
				11 Edith Gray 59				CAN	3.34m	0.0								
				12 Sumithramma														
				Vijayalakshmi 59				IND	3.30m	1.1								
				13 Hannelore Schumacher 55				GER	2.96m	-0.4								
				14 Judy Funnell 56				NZL	2.77m	-0.8								
				- Dortha Swanson 58				USA	ND	NWI								
				- Ana Lucia														
				Avenidao Cortes 55				COL	ND	NWI								
				<b>Triple Jump</b>														
				<b>FINAL</b>														
				1 Christiane Schmalbruch 58				GER	9.96m	4.3								
				2 Helen Searle 56				AUS	9.46m	4.2								

Name	Age	Country	Results
3 Hella Kuppe	55	NAM	8.85m 7.2
4 Maria Zahn	58	GER	8.54m 3.7
5 Carina Graham	59	GBR	8.46m 3.6
6 Erika Sauer	55	GER	8.31m 4.0
7 Gloria Seymon	58	AUS	7.99m 3.8
8 Christine Dickie	57	AUS	7.73m 6.0
9 Lily Isabel Hinton	58	NZL	7.39m 5.0
10 Sumithramina Vijayalakshmi	59	IND	6.88m 3.5
11 Tokiko Ichigaki	56	JPN	6.71m 5.6
12 Saroja Saroja	56	IND	6.53m 5.8
13 Ana Lucia Avendado Cortes	55	COL	6.40m 4.1

**Shot Put 3 kg**

**FINAL**

1 Tamara Danilova	55	RUS	12.88m
2 Lyudmila Khmelyevskaya	55	BLR	12.50m
3 Joann Grissom	56	USA	12.25m
4 Anne-Charline Rublow	58	GER	12.14m
5 Helen Searle	56	AUS	11.92m
6 Evaun Williams	57	GBR	11.72m
7 Algina Vilcinskiene	58	LTU	10.80m
8 Rose Marie Westerholt	56	GER	10.10m
9 Cherrie Sherrard	56	USA	9.73m
10 Edeltraud Strasdas	56	GER	9.59m
11 Helvi Erikson	55	EST	9.42m
12 Maria Zahn	58	GER	9.33m
13 Jutta Ludicke	55	GER	9.06m
14 Agnes Haede	59	GER	8.60m
15 Sigrid Schroepfer	56	GER	8.49m
16 Odile Schmitt	55	FRA	8.45m
17 Maria Struckmann	55	GER	7.91m
18 Alexandria Johnson	59	USA	7.89m
19 Etehvina P. de Puentes	56	COL	7.85m
20 Eva Schneider	55	GER	7.84m
21 Dortha Swanson	58	USA	7.83m
22 Jrmtraud Karolus	58	GER	7.81m
23 Christine Dickie	57	AUS	7.74m
24 Ulrike Radczwill	56	GER	7.19m
25 Hannelore Schumacher	55	GER	7.15m
26 Carol Kyle	58	CAN	7.14m
27 Barbara Dunsford	59	GBR	7.13m
28 Edith Gray	59	CAN	6.83m
29 Li-Hua Hung	57	TPE	6.30m
30 Vieno Niilanen	59	FIN	6.19m
31 Priscila Lopez Ospina	56	COL	5.79m
32 Tiiti Syarif-Sudibyo	59	INA	5.17m
33 Judy Kingi	57	NZL	4.69m
34 Svetlana Ostrovenhova	58	RUS	4.37m

**Discus Throw 1 kg**

**FINAL**

1 Tamara Danilova	55	RUS	40.68m
2 Lyudmila Khmelyevskaya	55	BLR	39.02m
3 Anne-Charline Rublow	58	GER	37.22m
4 Helvi Erikson	55	EST	29.46m
5 Corrie Roovers	59	NED	29.18m
6 Algina Vilcinskiene	58	LTU	27.10m
7 Charmaine Sobkowski	59	USA	25.74m
8 Maria Zahn	58	GER	24.92m
9 Odile Schmitt	55	FRA	23.90m
10 Elisabeth Bildstein	57	AUT	23.54m
11 Marija A. Petraynskiene	55	LTU	23.24m
12 Karin Inga-L. Schmidt	57	SUI	22.72m
13 Carina Graham	59	GBR	22.70m
14 Carole Derrien	56	GBR	22.60m
15 Cherrie Sherrard	56	USA	22.18m
16 Agnes Haede	59	GER	20.58m
17 Maria Struckmann	55	GER	20.46m
18 Joan Youngs	58	USA	19.78m
19 Jrmtraud Karolus	58	GER	19.16m
20 Kazuko Kai	56	JPN	18.92m
21 Julia Bellingan	56	NAM	18.04m

Name	Age	Country	Results
22 Eva Schneider	55	GER	16.82m
23 Li-Hua Hung	57	TPE	14.38m

**Hammer Throw 3 kg**

**FINAL**

1 Helen Searle	56	AUS	45.86m
2 Evaun Williams	57	GBR	44.74m
3 Helvi Erikson	55	EST	36.34m
4 Christa Baum	59	GER	35.34m
5 Marianne Quast	56	GER	34.20m
6 Helga Rupp	59	GER	30.24m
7 Elisabeth Bildstein	57	AUT	27.56m
8 Carol Young	55	USA	27.44m
9 Erika Heimann	56	GER	26.54m
10 Ulrike Radczwill	56	GER	26.46m
11 Christine Dickie	57	AUS	25.36m
12 Carole Derrien	56	GBR	25.10m
13 Odile Schmitt	55	FRA	25.00m
14 Maria Struckmann	55	GER	22.92m
15 Nohra C. de Fierro	57	COL	22.74m
16 Dortha Swanson	58	USA	22.30m
17 Joan Youngs	58	USA	21.98m
18 Barbara Dunsford	59	GBR	21.30m
19 Eva Schneider	55	GER	21.16m
20 Vieno Niilanen	59	FIN	20.68m
21 Julia Bellingan	56	NAM	19.50m

**Javelin Throw 400g**

**FINAL**

1 Elvira Ozolina	55	LAT	44.98m
2 Gertraud Schoenauer	58	AUT	41.98m
3 Evaun Williams	57	GBR	38.14m
4 Helga Bomer	55	GER	34.58m
5 Carina Graham	59	GBR	31.20m
6 Becky Sisley	56	USA	30.00m
7 Valentina Eiduka	58	LAT	28.72m
8 Rose Marie Westerholt	56	GER	28.38m
9 Corrie Roovers	59	NED	25.42m
10 Gloria Seymon	58	AUS	24.52m
11 Maria KarundengHerman	55	INA	22.98m
12 Carol Young	55	USA	22.58m
13 Joan Youngs	58	USA	21.12m
14 Agnes Haede	59	GER	19.88m
15 Etehvina P. de Puentes	56	COL	19.62m
16 Dortha Swanson	58	USA	18.94m
17 Tokiko Ichigaki	56	JPN	17.30m
18 Poldas Kanthanna	56	IND	13.88m

**Heptathlon**

1 Renate Schaden	AUT	5415
HURDLE	15.52	832 w:-1.1
HJ	1.26m	891
SP	9.42m	737
200	32.67	699 w: NWI
LJ	4.06m	795 w: 0.0
JT	26.52m	741
800	3:02.16	720
2 Evaun Williams	GBR	5388
HURDLE	15.56	827 w:-1.1
HJ	1.19m	783
SP	11.74m	954
200	32.36	721 w: NWI
LJ	3.77m	671 w: 0.7
JT	36.76m	1069
800	3:42.12	363
3 Hella Kuppe	NAM	5281
HURDLE	15.06	891 w:-2.4
HJ	1.40m	1145
SP	8.17m	621
200	33.90	617 w: NWI
LJ	4.33m	915 w: 0.9
JT	23.30m	639
800	3:30.80	453

Name	Age	Country	Results
4 Erika Sauer		GER	5189
HURDLE	15.57	826 w:-1.1	
HJ	1.16m	736	
SP	9.07m	705	
200	32.90	684 w: NWI	
LJ	4.15m	834 w: 0.0	
JT	24.24m	668	
800	3:00.63	736	

5 Hella Werner	GER	5034
HURDLE	14.98	902 w:-2.4
HJ	1.22m	830
SP	9.43m	738
200	33.64	634 w: NWI
LJ	3.76m	668 w: 1.3
JT	24.44m	675
800	3:15.63	587

6 Aida Menezes	BRA	4743
HURDLE	15.98	774 w:-2.4
HJ	1.25m	879
SP	8.58m	660
200	32.97	679 w: NWI
LJ	3.74m	660 w: 3.8
JT	20.96m	565
800	3:22.31	526

7 Sigrid Schroepfer	GER	4079
HURDLE	18.33	509 w:-2.4
HJ	1.28m	928
SP	8.44m	647
200	36.38	466 w: NWI
LJ	3.67m	631 w: 2.1
JT	15.12m	382
800	3:23.46	516

8 Monica Tang Wing	TRI	3956
HURDLE	18.81	461 w:-1.1
HJ	1.19m	783
SP	6.84m	500
200	32.50	711 w: NWI
LJ	3.39m	522 w: 1.1
JT	15.16m	383
800	3:14.75	596

9 Gloria Seymon	AUS	3689
HURDLE	19.22	423 w:-2.4
HJ	1.13m	678
SP	8.39m	642
200	34.73	565 w: NWI
LJ	3.52m	570 w: 1.1
JT	22.86m	625
800	4:09.24	186

**Weight Pentathlon**

1 Helen Searle	AUS	4469
HT	46.30m	1161
SP	11.86m	966
DT	27.54m	695
JT	20.84m	561
WT	14.08m	1086
2 Evaun Williams	GBR	4372
HT	39.36m	959
SP	11.24m	907
DT	30.00m	769
JT	27.52m	773
WT	12.70m	964

3 Joann Grissom	USA	3682
HT	28.50m	647
SP	11.60m	941
DT	24.50m	605
JT	25.32m	703
WT	10.66m	786

Name	Age	Country	Results
4 Lyudmila Khmelyevskaya		BLR	3555
HT	23.48m	505	
SP	12.22m	999	
DT	38.76m	1037	
JT	14.52m	364	
WT	9.08m	650	

5 Christa Baum	GER	3423
HT	32.80m	770
SP	8.60m	661
DT	29.96m	768
JT	21.24m	574
WT	9.08m	650

6 Helvi Erikson	EST	3085
HT	33.52m	790
SP	9.40m	735
DT	29.72m	760
JT	FOUL	0
WT	10.82m	800

7 Odile Schmitt	FRA	2762
HT	26.64m	594
SP	8.22m	626
DT	25.82m	644
JT	14.40m	360
WT	7.78m	538

8 Elisabeth Bildstein	AUT	2752
HT	25.96m	575
SP	8.10m	616
DT	24.34m	600
JT	16.36m	421
WT	7.80m	540

9 Carol Young	USA	2663
HT	24.86m	543
SP	7.46m	556
DT	18.06m	417
JT	21.28m	575
WT	8.18m	572

10 Dortha Swanson	USA	2614
HT	24.30m	528
SP	7.80m	588
DT	18.72m	436
JT	18.14m	476
WT	8.34m	586

11 Ulrike Radczwill	GER	2420
HT	25.32m	556
SP	6.80m	496
DT	20.44m	486
JT	13.44m	330
WT	7.94m	552

12 Julia Bellingan	NAM	2407
HT	19.82m	402
SP	6.98m	512
DT	19.80m	467
JT	18.08m	474
WT	7.94m	552

13 Christine Dickie	AUS	2306
HT	23.56m	507
SP	7.50m	560
DT	15.10m	334
JT	14.02m	348
WT	8.00m	557

14 Maria Struckmann	GER	2253
HT	20.82m	430
SP	7.02m	516
DT	17.48m	401
JT	16.76m	433
WT	7.02m	473

15 Eva Schneider	GER	2193
HT	23.10m	494
SP	7.18m	531
DT	15.66m	350
JT	16.92m	438
WT	5.92m	380



Name	Age	Country	Results	Name	Age	Country	Results	Name	Age	Country	Results	Name	Age	Country	Results	
8 Hisae Ago	61	JPN	3:17.37	9 Margaret Seewerker	60	USA	35:49.12	10 Hedi Maxrath	60	GER	1.04m	31 Hannelore				
<b>1,500 Meter Run</b>				10 Mary Rodriguez	60	IND	37:38.98	- Li-Ying Chui Wang	62	TPE	NH	Schweigkoffer	62	GER	5.19m	
				11 Shirley Partan	62	USA	38:47.64	- Fei-Mei Chou	60	USA	NH	<b>Discus Throw 1 kg</b>				
<b>FINAL</b>				- Shirley Dockstader	62	USA	DQ	<b>Pole Vault</b>				<b>FINAL</b>				
1 Hely Visser	61	CAN	5:52.79	<b>80 Meter High Hurdles 30"</b>				<b>FINAL</b>				1 Odette Domingos	60	BRA	35.44m	
2 Jean Home	62	CAN	5:55.02	<b>FINAL</b>				1 Midori Yamamoto	60	JPN	1.20m	2 Antonina Ivanova	62	RUS	31.80m	
3 Myfanwy Loudon	61	GBR	5:57.52	Wind Reading: -3.0				<b>Long Jump</b>				3 Asta Satsi	60	EST	31.32m	
4 June Miles	62	NZL	6:05.90	1 Wanda Sakata	63	BRA	16.89	<b>FINAL</b>				4 Ingeborg Pfuller	63	ARG	28.86m	
5 Grace Butcher	61	USA	6:11.07	2 Midori Yamamoto	60	JPN	17.11	1 Hildegund Buerkle	61	GER	4.31m 0.4	5 Jutta Schaefer	63	GER	27.28m	
6 Janet Freeman	63	USA	6:12.24	3 Leili Kaas	60	EST	17.14	2 Asta Larsson	63	SWE	4.00m 1.1	6 Sigrun Kofink	60	GER	26.78m	
7 Liz Szawilowski	62	USA	6:12.85	4 Asta Larsson	63	SWE	17.99	3 Christa Kreuzwieser	64	GER	3.95m 0.4	7 Ruth Baumann	63	GER	25.56m	
8 Noemi Gastaldi	61	ITA	6:13.12	5 Hideko Koshikawa	62	JPN	18.13	4 Edith Arnold	60	GER	3.67m 1.2	8 Annemarie Scholten	61	GER	25.52m	
9 Maria Borovkova	62	RUS	6:16.05	<b>300 Meter Int Hurdles 30"</b>				5 Erna Baumann	60	GER	3.90m 0.7	9 Elisabet Dwenger	61	GER	24.66m	
10 Hisae Ago	61	JPN	6:17.40	<b>FINAL</b>				6 Leili Kaas	60	EST	3.89m 0.0	10 Valerie Worrell	60	AUS	23.04m	
11 Mary Helm	63	SWE	6:21.35	1 Wanda Sakata	63	BRA	1:00.73	7 Wanda Sakata	63	BRA	3.71m 0.8	11 Hedi Maxrath	60	GER	22.16m	
12 Jeannette L. Cyr	60	USA	7:03.01	2 Asta Larsson	63	SWE	1:05.01	8 Rosemarie Kreiskott	64	GER	3.67m 0.0	12 Rosa Jara	62	CHI	21.22m	
13 Edna Hyer	61	USA	7:21.05	- Mary Rodriguez	60	IND	DQ	9 Astri Forde	61	NOR	3.59m 0.4	13 Aino Sillaots	60	EST	20.76m	
14 Sofia Kataki	63	GRE	7:34.83	<b>2,000 Meter Steeplechase</b>				10 Betty Steedman	61	GBR	3.53m 0.0	14 Anna Cirulnick	60	USA	19.78m	
15 Alexena Ward	64	GBR	9:12.86	<b>FINAL</b>				11 Lioba Huber	60	GER	3.51m -0.5	15 Judy Fetherston	63	ISR	19.34m	
<b>5,000 Meter Run</b>				1 Ana Tebes	61	ARG	11:11.80	12 Gertie Theron	62	RSA	3.31m 0.0	16 Edna Hyer	61	USA	18.54m	
<b>FINAL</b>				2 Pamela Mews	60	AUS	11:46.21	13 Chiyo Matsubara	60	JPN	3.28m 0.0	17 Hsing Shen Chien	64	TPE	17.90m	
1 Molly Turner	61	CAN	21:16.92	3 Alet Ten-Tusscher	61	RSA	12:53.04	14 Kazuyo Yokoi	64	JPN	3.26m 0.0	18 Hedwig Steinlechner	63	AUT	17.76m	
2 Myfanwy Loudon	61	GBR	21:45.85	- Hideko Koshikawa	62	JPN	DQ	15 Hideko Koshikawa	62	JPN	3.17m 0.0	19 Amelia Gonzalez Ortiz	64	COL	17.58m	
3 Helen Bedrock	60	SUI	22:08.31	<b>4x100 Meter Relay</b>				16 Fei-Mei Chou	60	USA	3.04m 1.4	20 Glad McKeown	63	AUS	16.16m	
4 June Miles	62	NZL	22:25.09	1 Germany				<b>Triple Jump</b>				21 Feng-Li Tu	61	TPE	15.38m	
5 Hely Visser	61	CAN	23:11.87	1:01.542	Ruth Hunkel	65		<b>FINAL</b>				22 Haruko Benoki	61	BRA	15.10m	
6 Doris Glaser	61	GER	23:13.34	Ruth Hunkel	65			1 Astri Forde	61	NOR	8.06m -2.2	23 Valerie Shaw	60	NZL	14.46m	
7 Maria Borovkova	62	RUS	23:27.47	Lilo Rollfing	63			2 Hideko Koshikawa	62	JPN	7.87m -2.0	24 Maria Mejia Mejia	61	COL	13.92m	
8 Margarida Hochstatter	60	BRA	23:30.58	Rosemarie Kreiskott	64			3 Betty Steedman	61	GBR	7.83m -0.8	25 Rahayu Sumargo	63	INA	13.76m	
9 Janet Freeman	63	USA	23:41.02	Hildegund Buerkle	61			4 Kazuyo Yokoi	64	JPN	7.79m -1.4	26 Mani Nanji	61	IND	12.06m	
10 Mary Helm	63	SWE	23:58.25	<b>2 United States</b>				5 Aino Sillaots	60	EST	7.60m -1.3	27 Elvia Luisa Montana deBulla	64	COL	11.50m	
11 Alma Kullerkup	60	EST	24:08.39	1:01.85	Susie Barnes	67		6 Anna C. Du Plooy	64	RSA	7.11m 1.0	<b>Hammer Throw 3 kg</b>				
12 Jeannette L. Cyr	60	USA	24:13.96	Rita Kerr	60			7 Lea Vilpas	61	FIN	6.97m -1.7	<b>FINAL</b>				
13 Geri Owens	60	USA	24:14.97	Christel Miller	60			8 Lioba Huber	60	GER	5.87m 0.1	1 Jutta Schaefer	63	GER	46.04m	
14 Thelma Wilson	63	USA	24:21.02	Irene Obera	61			9 Sharada Bai Kodialbail	61	IND	5.86m -2.3	2 Antonina Ivanova	62	RUS	41.32m	
15 Kazimira Luznik	60	SLO	24:45.66	<b>3 Great Britain</b>				10 Maria Mejia Mejia	61	COL	5.30m -0.9	3 Annemarie Scholten	61	GER	33.18m	
16 Lilo Kalweit-Marloth	60	GER	25:15.25	1:08.00	Brenda Atkinson	61		<b>Shot Put 3 kg</b>				4 Eva Poetsch	61	AUT	31.94m	
17 Joyce E. Goody	61	GBR	25:28.75	Betty Steedman	61			<b>FINAL</b>				5 Valerie Worrell	60	AUS	30.70m	
18 Gloria Brown	63	USA	25:36.64	Mary Wixey	74			1 Sigrun Kofink	60	GER	12.52m	6 Hedwig Steinlechner	63	AUT	29.76m	
19 Aud Hjertholm	63	NOR	25:48.94	Elizabeth K. Gilchrist	50			2 Antonina Ivanova	62	RUS	12.02m	7 Elisabet Dwenger	61	GER	29.70m	
20 Mary Rodriguez	60	IND	26:25.28	<b>4 Japan</b>				3 Jutta Schaefer	63	GER	11.19m	8 Rosa Jara	62	CHI	28.28m	
21 Helen Richter	62	GER	26:39.80	1:11.31	Sachiko Yatori	65		4 Odette Domingos	60	BRA	10.98m	9 Judy Fetherston	63	ISR	26.44m	
22 Pamela Mews	60	AUS	29:39.05	Chiyo Matsubara	60			5 Elisabet Dwenger	61	GER	9.58m	10 Inge Duerr	60	GER	26.08m	
23 Lucia Radu	63	ROM	30:40.12	Mitsu Morita	72			6 Asta Satsi	60	EST	9.38m	11 Amy Hicks	62	USA	25.88m	
24 Alexena Ward	64	GBR	33:11.29	Hisae Ago	61			7 Hedi Maxrath	60	GER	9.01m	12 Glad McKeown	63	AUS	24.40m	
<b>10,000 Meter Run</b>				<b>4x400 Meter Relay</b>				8 Annemarie Scholten	61	GER	8.88m	13 Odette Domingos	60	BRA	23.80m	
<b>FINAL</b>				1 United States				9 Hedwig Steinlechner	63	AUT	8.68m	14 Anna Cirulnick	60	USA	20.18m	
1 Molly Turner	61	CAN	44:14.78	5:14.94	Janet Freeman	63		10 Ruth Baumann	63	GER	8.23m	15 Maria Mejia Mejia	61	COL	19.42m	
2 Myfanwy Loudon	61	GBR	44:57.13	Joyce Hals	62			11 Anna Cirulnick	60	USA	7.94m	16 Gladis Espinosa Abarca	61	URU	19.36m	
3 Margarida Hochstatter	60	BRA	46:45.08	Rita Kerr	60			12 Chiyo Matsubara	60	JPN	7.61m	17 Aino Sillaots	60	EST	17.26m	
4 Hely Visser	61	CAN	46:45.62	Irene Obera	61			13 Gladis Espinosa Abarca	61	URU	7.44m	18 Mani Nanji	61	IND	14.68m	
5 Maria Borovkova	62	RUS	48:39.39	<b>2 Germany</b>				14 Mary Hense Hirst	60	USA	7.33m	19 Li-Ying Chui Wang	62	TPE	14.28m	
6 Doris Glaser	61	GER	49:46.58	5:48.02	Anna Mangler	72		15 Amelia Gonzalez Ortiz	64	COL	7.31m	20 Mariela Perez de Romero	62	COL	13.54m	
7 Kazimira Luznik	60	SLO	50:12.18	Christa Kreuzwieser	64			16 Hsing Shen Chien	64	TPE	7.18m	<b>Javelin Throw 400g</b>				
8 Joyce E. Goody	61	GBR	52:26.71	Edith Arnold	60			17 Feng-Li Tu	61	TPE	7.14m	<b>FINAL</b>				
9 Lilo Kalweit-Marloth	60	GER	52:46.59	Lilo Rollfing	63			18 Judy Fetherston	63	ISR	7.11m	1 Sigrun Kofink	60	GER	33.06m	
10 Aud Hjertholm	63	NOR	53:06.74	<b>High Jump</b>				19 Valerie Worrell	60	AUS	7.05m	2 Birute Kalediene	62	LTU	32.98m	
11 Helen Richter	62	GER	53:34.27	<b>FINAL</b>				20 Tineke Harzahap	64	INA	6.52m	3 Odette Domingos	60	BRA	30.04m	
12 Jessica Dunn	63	NZL	56:26.59	1 Leili Kaas	60	EST	1.24m	21 Glad McKeown	63	AUS	6.52m	4 Astri Forde	61	NOR	29.68m	
- Mary Helm	63	SWE	DNF	2 Aino Sillaots	60	EST	1.20m	22 Haruko Benoki	61	BRA	6.41m	5 Christel Miller	60	USA	27.84m	
<b>5,000 Meter Race Walk</b>				2 Erna Baumann	60	GER	1.20m	23 Valerie Shaw	60	NZL	6.25m	6 Joesfina Schultz	61	VEN	26.94m	
<b>FINAL</b>				2 Wanda Sakata	63	BRA	1.20m	24 Maria Mejia Mejia	61	COL	6.13m	7 Lieselotte Leiss	62	GER	26.74m	
1 June-Marie Provost	62	CAN	29:48.02	5 Christel Miller	60	USA	1.16m	25 Aurelia Marin	61	ESP	6.10m	8 Amy Hicks	62	USA	24.02m	
2 Ruth E. Eberle	63	USA	30:04.67	5 Gertie Theron	62	RSA	1.16m	26 Gertie Theron	62	RSA	5.98m	9 Elisabet Dwenger	61	GER	22.48m	
3 Lilo Kalweit-Marloth	60	GER	30:50.75	7 Helgi Kivi	62	EST	1.12m	27 Mariela Perez de Romero	62	COL	5.89m	10 Amelia Gonzalez Ortiz	64	COL	21.70m	
4 Denise Leclerc	61	FRA	31:02.12	8 Ragnhilo J. Hanstvedt	61	NOR	1.09m	28 Fresa MartinezSanzana	64	CHI	5.84m	11 Lee Glasco	64	USA	20.82m	
5 Maurine Lia	62	USA	31:52.83	9 Kazuyo Yokoi	64	JPN	1.08m	29 Rahayu Sumargo	63	INA	5.76m	12 Hedi Maxrath	60	GER	20.52m	
6 June Ranofsky	61	USA	32:29.46					30 Mani Nanji	61	IND	5.51m	13 Edna Hyer	61	USA	19.64m	
7 Alet Ten-Tusscher	61	RSA	34:03.20									14 Maria Mejia Mejia	61	COL	19.58m	
8 Amelias BarrientosMunoz	63	CHI	34:29.72									15 Haruko Benoki	61	BRA	17.90m	

Name	Age	Country	Results	Name	Age	Country	Results	Name	Age	Country	Results	Name	Age	Country	Results		
16 Hsing Shen Chien	64	TPE	16.90m	8 Amy Hicks		USA	2907	<b>10km Road Walk</b>				<b>200 Meter Dash</b>					
17 Feng-Li Tu	61	TPE	16.84m	HT	23.96m	589	1 June-Marie Provost	62	CAN	1:01:32	<b>HEATS</b>						
18 Valerie Worrell	60	AUS	16.80m	SP	7.04m	613	2 Ruth E. Eberle	63	USA	1:03:49	<b>Heat 1 Wind Reading: 3.3</b>						
19 Brenda Atkinson	61	GBR	14.56m	DT	22.06m	617	3 Lilo Kalweit-Marloth	60	GER	1:03:58	1 Ruth Hunkel	65	GER	35.68			
20 Elvia Luisa Montana deBulla	64	COL	14.02m	JT	20.70m	646	4 Denise Leclerc	61	FRA	1:04:08	2 Isabel Hofmeyr	67	RSA	36.69			
21 Glad McKeown	63	AUS	13.06m	WT	7.64m	442	5 Shirley Dockstader	62	USA	1:05:28	3 Johnnye Valien	69	USA	37.40			
22 Mani Nanji	61	IND	13.00m	9 Lioba Huber		GER	2861	6 Rhoda Green	61	USA	1:06:16	4 Brenda Green	65	GBR	37.69		
<b>HEPTathlon</b>				HT	24.16m	595	7 June Ranofsky	61	USA	1:08:25	5 Maria Matulesy	65	INA	40.04			
1 Asta Larsson		SWE	5240	SP	6.78m	585	8 Joy Clingman	60	USA	1:11:52	6 Shirley Dietderich	68	USA	41.55			
HURDLE	15.75	934	w: -1.6	DT	19.04m	517	9 Valerie Shaw	60	NZL	1:21:43	7 Teresa Ramos de Bella	66	COL	41.63			
HJ	1.13m	795		JT	18.74m	575	10 Shirley Parlan	62	USA	1:26:30	8 Georgia Bareli	65	GRE	42.51			
SP	8.20m	736		WT	9.62m	589	<b>10km Road Walk Team</b>				<b>Heat 2 Wind Reading: 5.8</b>						
200	33.33	751	w: NWI	10 Inge Duerr		GER	2784	1 United States		3:15:33	1 Ann Cooper	66	AUS	31.61			
LJ	4.01m	905	w: 0.5	HT	24.30m	599	Ruth E. Eberle		1:03:49	2 Patricia Peterson	69	USA	34.91				
JT	21.62m	679		SP	7.16m	625	Shirley Dockstader		1:05:28	3 Marcia Petley	66	NZL	36.19				
800	3:43.84	440		DT	14.98m	385	Rhoda Green		1:06:16	4 Melania Luz Dos Santos	67	BRA	36.29				
<b>HEPTathlon</b>				JT	19.16m	590	<b>Marathon</b>				5 Sachiko Yatori	65	JPN	37.44			
1 Christel Miller		USA	4688	WT	9.56m	585	1 Renee Choppin	61	FRA	3:26:36	6 Susie Barnes	67	USA	38.87			
HURDLE	17.54	720	w: -1.6	11 Judy Fetherston		ISR	2716	2 Ingrid Tippelt	60	GER	3:49:14	7 Martha Ninfa De Parra Munoz	68	MEX	49.35		
HJ	1.26m	1029		HT	25.02m	622	1 Renee Choppin	61	FRA	3:26:36	<b>FINAL</b>						
SP	8.46m	763		SP	6.96m	604	2 Ingrid Tippelt	60	GER	3:49:14	<b>Wind Reading: -1.7</b>						
200	36.13	572	w: NWI	DT	18.58m	502	3 Wen-Shi Yu	60	USA	3:54:25	1 Ann Cooper	66	AUS	31.79			
LJ	3.12m	506	w: 1.5	JT	15.58m	463	4 Erika Kruger	60	GER	3:59:39	2 Patricia Peterson	69	USA	34.34			
JT	25.90m	834		WT	8.76m	525	5 Kazimira Luznik	60	SLO	4:09:21	3 Ruth Hunkel	65	GER	34.63			
800	4:09.09	264		12 Hedi Maxrath		GER	2693	6 Noemi Gastaldi	61	ITA	4:22:19	4 Isabel Hofmeyr	67	RSA	35.31		
<b>Weight Pentathlon</b>				HT	17.70m	395	7 Joyce E. Goody	61	GBR	4:35:34	5 Marcia Petley	66	NZL	36.07			
1 Jurta Schaefer		GER	5061	SP	8.42m	759	8 Helen Richter	62	GER	4:39:23	6 Melania Luz Dos Santos	67	BRA	36.08			
HT	44.28m	1238		DT	23.56m	667	9 Jessica Dunn	63	NZL	4:43:20	7 Sachiko Yatori	65	JPN	37.70			
SP	10.44m	976		JT	17.44m	529	10 Sofia Katakaki	63	GRE	4:47:44	<b>400 Meter Dash</b>						
DT	31.02m	923		WT	6.30m	343	<b>Marathon Team</b>				<b>HEATS</b>						
WT	15.96m	1070		13 Anna Cirulnick		USA	2672	Germany		12:28:16	<b>Heat 1</b>						
JT	26.46m	854		HT	18.90m	432	Ingrid Tippelt		3:49:14	1 Ann Cooper	66	AUS	1:20.05				
<b>Weight Pentathlon</b>				SP	8.28m	745	Erika Kruger		3:59:39	2 Shirley Brasher	68	AUS	1:22.95				
1 Antonina Ivanova		RUS	4656	DT	20.22m	556	Helen Richter		4:39:23	3 Isabel Hofmeyr	67	RSA	1:23.26				
HT	40.56m	1117		JT	14.84m	436	<b>WOMEN 65</b>				4 Lois Filreis	65	USA	1:24.49			
SP	11.46m	1087		WT	8.46m	503	<b>100 Meter Dash</b>				5 Brenda Green	65	GBR	1:27.17			
DT	32.66m	980		14 Glad McKeown		AUS	2456	<b>HEATS</b>				6 Sachiko Yatori	65	JPN	1:34.70		
JT	19.88m	616		HT	22.26m	536	<b>Heat 1 Wind Reading: -1.7</b>				<b>Heat 2</b>						
WT	13.16m	856		SP	6.42m	548	1 Colleen Blair	65	NZL	16.74	1 Marcia Petley	66	NZL	1:22.23			
<b>Weight Pentathlon</b>				DT	16.90m	447	2 Maria Matulesy	65	INA	17.07	2 Sumi Onodera Leonard	67	USA	1:23.40			
1 Annemarie Scholten		GER	3792	JT	14.52m	425	3 Melania Luz Dos Santos	67	BRA	17.39	3 Patricia Peterson	69	USA	1:23.85			
HT	31.32m	821		WT	8.42m	500	4 Ursula Burmeister	67	GER	17.73	4 Helene Glet	66	FRA	1:27.23			
SP	8.86m	807		15 Margarita Jakobsons		AUS	2052	5 Susie Barnes	67	USA	18.41	5 Johnnye Valien	69	USA	1:40.08		
DT	26.02m	751		HT	20.10m	469	HT	20.10m	469	6 Shirley Dietderich	68	USA	19.31	6 Maria M. Santos	67	POR	2:01.13
JT	22.82m	722		SP	5.70m	472	2 Maria Matulesy	65	INA	17.07	<b>FINAL</b>						
WT	10.98m	691		DT	11.48m	275	3 Melania Luz Dos Santos	67	BRA	17.39	1 Ann Cooper	66	AUS	1:14.92			
<b>Weight Pentathlon</b>				JT	14.80m	435	4 Ursula Burmeister	67	GER	17.73	2 Sumi Onodera Leonard	67	USA	1:19.96			
1 Elisabet Dwenger		GER	3596	WT	7.08m	401	5 Susie Barnes	67	USA	18.41	3 Patricia Peterson	69	USA	1:20.63			
HT	27.40m	697		16 Lee Glasco		USA	52:54	6 Shirley Dietderich	68	USA	19.31	4 Isabel Hofmeyr	67	RSA	1:22.71		
SP	9.20m	843		<b>Cross Country</b>				<b>Heat 2 Wind Reading: -1.8</b>				5 Johnnye Valien	69	USA	1:24.05		
DT	24.78m	709		1 Molly Turner	61	CAN	34:02	1 Ruth Hunkel	65	GER	16.46	6 Lois Filreis	65	USA	1:27.12		
JT	23.74m	755		2 June Miles	62	NZL	36:15	2 Juana Raspaldo	68	PUR	16.48	8 Brenda Green	65	GBR	1:28.45		
WT	9.66m	592		3 Ingrid Tippelt	60	GER	37:05	3 Leonore McDaniels	67	USA	17.36	<b>800 Meter Run</b>					
<b>Weight Pentathlon</b>				4 Erika Kruger	60	GER	38:04	4 Sachiko Yatori	65	JPN	17.44	<b>HEATS</b>					
1 Valerie Worrell		AUS	3188	5 Thelma Wilson	63	USA	39:27	5 Marcia Petley	66	NZL	17.94	<b>Heat 1</b>					
HT	30.12m	783		6 Mary Harada	60	USA	40:30	6 Martha Ninfa De Parra Munoz	68	MEX	21.12	1 Ann Cooper	66	AUS	15.81		
SP	6.84m	592		7 Ana Tebes	61	ARG	40:32	<b>Heat 3 Wind Reading: -3.9</b>				2 Patricia Peterson	69	USA	17.00		
DT	22.96m	648		8 Lilo Kalweit-Marloth	60	GER	40:43	1 Ann Cooper	66	AUS	15.81	3 Sumi Onodera Leonard	67	USA	17.59		
JT	16.66m	501		9 Joyce E. Goody	61	GBR	40:53	2 Patricia Peterson	69	USA	17.00	4 Johnnye Valien	69	USA	18.03		
WT	10.62m	664		10 Aud Hjortholm	63	NOR	41:40	5 Brenda Green	65	GBR	18.12	5 Shirley Brasher	68	AUS	1:24.22		
<b>Weight Pentathlon</b>				11 Jessica Dunn	63	NZL	43:05	6 Teresa Ramos de Bella	66	COL	20.47	6 Lois Filreis	65	USA	1:27.12		
1 Hedwig Steinlechner		AUT	3116	12 Helen Richter	62	GER	43:06	Georgia Bareli	65	GRE	20.47	8 Brenda Green	65	GBR	1:28.45		
HT	26.62m	672		13 Germaine Leroux	61	FRA	44:34	<b>FINAL</b>				<b>Heat 2</b>					
SP	8.52m	770		14 Lee Glasco	64	USA	52:54	1 Ann Cooper	66	AUS	15.09	1 Marcia Petley	66	NZL	1:20.63		
DT	19.08m	519		<b>Cross Country Team</b>				<b>Wind Reading: 2.5</b>				2 Sumi Onodera Leonard	67	USA	3:15.87		
JT	13.94m	404		1 Germany		2:01:53	1 Ann Cooper	66	AUS	15.09	3 Shirley Brasher	68	AUS	3:17.44			
WT	11.78m	751		Erika Kruger		38:04	2 Juana Raspaldo	68	PUR	15.83	4 Lois Filreis	65	USA	3:18.87			
<b>Weight Pentathlon</b>				Lilo Kalweit-Marloth		40:43	3 Ruth Hunkel	65	GER	15.98	5 Helen Bueme	65	USA	3:22.79			
1 Eva Poetsch		AUT	3108	Helen Richter		43:06	4 Johnnye Valien	69	USA	18.03	6 Helene Glet	66	FRA	3:25.02			
HT	29.76m	772		2 United States		2:03:01	5 Brenda Green	65	GBR	18.12	7 Maria M. Santos	67	POR	4:45.82			
SP	7.22m	632		Thelma Wilson		39:27	6 Georgia Bareli	65	GRE	20.47	8 Ingrid Langner	66	GER	4:52.45			
DT	17.70m	473		Mary Harada		40:30	<b>WOMEN 65</b>				<b>FINAL</b>						
JT	14.38m	420		Ruth Anderson		43:04	<b>100 Meter Dash</b>				<b>Heat 1</b>						
WT	12.58m	811		<b>Cross Country Team</b>				<b>HEATS</b>				<b>Heat 2</b>					



Name	Age	Country	Results
<b>1,500 Meter Run</b>			
<b>FINAL</b>			
1	Berthilia De Preter	66 BEL	6:33.28
2	Shirley Brasher	68 AUS	6:34.46
3	Helene Glet	66 FRA	6:34.59
4	Lois Filreis	65 USA	6:34.78
5	Olga Meyer	67 GER	6:54.71
6	Maria Forero deCastro	68 COL	7:34.62
7	Christine Wood	68 GBR	8:52.38

Name	Age	Country	Results
<b>5,000 Meter Run</b>			
<b>FINAL</b>			
1	Toshiko Delia	65 USA	23:51.56
2	Berthilia De Preter	66 BEL	24:10.55
3	Helene Glet	66 FRA	24:56.63
4	Helen Bueme	65 USA	24:56.87
5	Betty Forster	65 GBR	25:02.38
6	Shirley Brasher	68 AUS	25:53.53
7	Hannflore Gunkel	66 GER	27:45.88
8	Maria Forero deCastro	68 COL	29:16.71
9	Jewel McRae	69 NZL	32:03.46
10	Christine Wood	68 GBR	34:46.52
-	Joselyn Ross	67 GBR	DNF
-	Melania Luz Dos Santos	67 BRA	DNF

Name	Age	Country	Results
<b>10,000 Meter Run</b>			
<b>FINAL</b>			
1	Toshiko Delia	65 USA	47:09.40
2	Berthilia De Preter	66 BEL	49:59.04
3	Betty Forster	65 GBR	52:43.41
4	Hannflore Gunkel	66 GER	57:24.42
5	Maria Forero deCastro	68 COL	59:08.59
6	Patricia Needham	65 CAN	1:01:56.10
-	Gerda Schroeder	66 GER	DNF

Name	Age	Country	Results
<b>5,000 Meter Race Walk</b>			
<b>FINAL</b>			
1	Olga Meyer	67 GER	30:39.55
2	Patricia Nesley	67 USA	32:59.18
3	Noeleen Perry	65 NZL	33:24.63
4	Anna Helena Villet	68 RSA	34:02.21
5	Irene Heq	65 FRA	34:34.78
6	Joan Rowland	69 USA	35:08.03
7	Emily Sheffield	67 USA	36:46.58
8	Ricarda Duro	65 ARG	38:35.05
9	Agathe Mooser	69 GER	39:56.88
10	Nancy Delaney	69 USA	43:37.79
-	Miriam Gordon	69 USA	DQ
-	Raquel Solis	66 MEX	DQ

Name	Age	Country	Results
<b>80 Meter High Hurdles 30"</b>			
<b>FINAL</b>			
Wind Reading: -4.4			
1	Colleena Blair	65 NZL	17.35
2	Isabel Hofmeyr	67 RSA	19.11
3	Johnnye Valien	69 USA	19.90
4	Leonore McDaniels	67 USA	21.00

Name	Age	Country	Results
<b>300 Meter Int Hurdles 30"</b>			
<b>FINAL</b>			
1	Isabel Hofmeyr	67 RSA	1:06.90
2	Leonore McDaniels	67 USA	1:12.56

Name	Age	Country	Results
<b>4x100 Meter Relay</b>			
1	United States		1:06.17
	Patricia Peterson	69	
	Leonore McDaniels	67	
	Sumi Onodera Leonard	67	
	Johnnye Valien	69	

Name	Age	Country	Results
<b>4x400 Meter Relay</b>			
1	United States		6:06.69
	Patricia Peterson	69	
	Lois Filreis	65	
	Johnnye Valien	69	
	Sumi Onodera Leonard	67	

Name	Age	Country	Results
<b>High Jump</b>			
<b>FINAL</b>			
1	Leonore McDaniels	67 USA	1.16m
2	Christine Wippersteg	67 GER	1.12m
3	Helga Schneider	67 GER	1.08m
4	Ursula Forster	69 GER	1.04m
4	Ursula Burmeister	67 GER	1.04m
4	Melania Luz Dos Santos	67 BRA	1.04m
4	Patricia Peterson	69 USA	1.04m
4	Jeanne De Wilde	68 BEL	1.04m
9	Molly Hofmann	67 CHI	1.00m
10	Johnnye Valien	69 USA	0.96m
10	Ingrid Langner	66 GER	0.96m

Name	Age	Country	Results
<b>Pole Vault</b>			
<b>FINAL</b>			
1	Leonore McDaniels	67 USA	2.00m
2	Shirley Kinsey	66 USA	1.80m
3	Johnnye Valien	69 USA	1.60m

Name	Age	Country	Results
<b>Long Jump</b>			
<b>FINAL</b>			
1	Leonore McDaniels	67 USA	3.60m -2.5
2	Colleena Blair	65 NZL	3.42m -1.5
3	Maria Manulessy	65 INA	3.24m -0.7
4	Ursula Burmeister	67 GER	3.03m -1.6
5	Johnnye Valien	69 USA	2.94m -2.5
6	Miemie Du Plessis	67 NAM	2.03m -1.0
7	Martha Ninfa De Parra Munoz	68 MEX	1.81m -1.2
-	Mitsuko Miura	67 JPN	ND NWI

Name	Age	Country	Results
<b>Triple Jump</b>			
<b>FINAL</b>			
1	Leonore McDaniels	67 USA	7.49m 2.7
2	Marcia Petley	66 NZL	7.22m 1.5
3	Maria Manulessy	65 INA	6.06m 2.3
4	Mitsuko Miura	67 JPN	4.70m 0.7
5	Tyyne Vuorinen	69 FIN	4.36m 4.0

Name	Age	Country	Results
<b>Shot Put 3 kg</b>			
<b>FINAL</b>			
1	Marianne Hamm	67 GER	9.90m
2	Fani Argiriou	65 GRE	9.19m
3	Rachel Hanssens	66 BEL	9.01m
4	Lotti Rockstedt	65 GER	8.79m
5	Marianne Neubert	66 GER	8.54m
6	Julia H.M. de Nunez	68 PER	8.39m
6	C Bernice Holland	68 USA	8.39m
8	Melinda Penzesne Torday	67 HUN	8.35m
9	Maria Surza	68 ITA	8.07m
10	Marianne Barth	69 GER	7.94m
11	Christine Wippersteg	67 GER	7.86m
12	Alice Gomes Coelho	67 BRA	7.79m
13	Suzanne Malherbe	65 RSA	7.60m
14	Velta Tomsons	67 CAN	7.56m
15	Helga Schneider	67 GER	7.48m
15	Jeanne De Wilde	68 BEL	7.48m
17	Elfriede Maternus	65 GER	7.41m
18	Ursula Forster	69 GER	7.01m
19	Ursula Burmeister	67 GER	6.98m
20	Miemie Du Plessis	67 NAM	6.45m
21	Noeleen Perry	65 NZL	6.22m
22	Nien Huang	69 TPE	5.74m

Name	Age	Country	Results
23	Alba Rova		
	NeirottiAnchete	66 URU	5.72m
24	Mitsuko Miura	67 JPN	5.61m
25	Eeva Soumela	65 FIN	5.51m
26	Tsuneko Oikawa	67 JPN	5.34m
27	Noemi Simonetto	69 ARG	5.30m

Name	Age	Country	Results
<b>Discus Throw 1 kg</b>			
<b>FINAL</b>			
1	Marianne Hamm	67 GER	29.98m
2	Ruth Uckel	66 GER	23.56m
3	Marianne Barth	69 GER	23.24m
4	C Bernice Holland	68 USA	22.60m
5	Molly Hofmann	67 CHI	22.10m
6	Julia H.M. de Nunez	68 PER	21.86m
7	Ursula Forster	69 GER	21.64m
8	Rachel Hanssens	66 BEL	21.18m
9	Maria Surza	68 ITA	20.90m
10	Helga Schneider	67 GER	19.90m
11	Lotti Rockstedt	65 GER	19.46m
12	Velta Tomsons	67 CAN	18.98m
13	Tyyne Vuorinen	69 FIN	18.66m
14	Christine Wippersteg	67 GER	17.08m
15	Shirley Dieterich	68 USA	16.92m
16	Maria Lidia San Martin	65 URU	16.44m
17	Jeanne De Wilde	68 BEL	16.30m
18	Elfriede Maternus	65 GER	15.22m
19	Nien Huang	69 TPE	14.24m
20	Noemi Simonetto	69 ARG	13.06m
21	Mitsuko Miura	67 JPN	11.68m
22	Martha Ninfa De Parra Munoz	68 MEX	9.76m

Name	Age	Country	Results
<b>Hammer Throw 3 kg</b>			
<b>FINAL</b>			
1	Julia H.M. de Nunez	68 PER	28.64m
2	Tyyne Vuorinen	69 FIN	28.16m
3	Marianne Barth	69 GER	27.52m
4	Jeanne De Wilde	68 BEL	25.24m
5	Maria Surza	68 ITA	24.22m
6	Suzanne Malherbe	65 RSA	23.94m
7	Maria Lidia San Martin	65 URU	23.24m
8	Miemie Du Plessis	67 NAM	19.12m
9	Alice Gomes Coelho	67 BRA	16.72m
10	Alba Rova		
	NeirottiAnchete	66 URU	16.64m

Name	Age	Country	Results
<b>Javelin Throw 400g</b>			
<b>FINAL</b>			
1	Rachel Hanssens	66 BEL	30.22m
2	Janina Paksyte	66 LTU	27.62m
3	Marianne Hamm	67 GER	24.32m
4	C Bernice Holland	68 USA	23.54m
5	Molly Hofmann	67 CHI	22.42m
6	Jeanne De Wilde	68 BEL	21.32m
7	Christine Wippersteg	67 GER	21.20m
8	Suzanne Malherbe	65 RSA	20.54m
9	Colleena Blair	65 NZL	20.44m
10	Shirley Dieterich	68 USA	18.58m
11	Lotti Rockstedt	65 GER	18.54m
12	Anna Flaibani	66 ITA	18.50m
13	Ursula Burmeister	67 GER	16.06m
14	Elfriede Maternus	65 GER	15.10m
15	Mitsuko Miura	67 JPN	13.76m
16	Noemi Simonetto	69 ARG	8.08m

Name	Age	Country	Results
<b>HEPTathlon</b>			
1	Isabel Hofmeyr	RSA	4714
	HURDLE		671 w:-1.6
	HJ		1.13m 928
	SP		6.53m 660
	200		36.76 640 w: NWI
	LJ		3.11m 601 w: 4.0
	JT		16.34m 569
	800		3:31.99 645

Name	Age	Country	Results
2	Colleena Blair	NZL	4566
	HURDLE		18.22 791 w:-1.6
	HJ		1.04m 759
	SP		7.80m 815
	200		38.70 528 w: NWI
	LJ		3.53m 801 w: 2.9
	JT		20.16m 725
	800		4:47.03 147
3	Leonore McDaniels	USA	4230
	HURDLE		21.45 476 w:-1.6
	HJ		1.19m 1041
	SP		6.72m 684
	200		37.61 590 w: NWI
	LJ		3.57m 822 w: 0.2
	JT		9.16m 280
	800		4:12.18 337
4	Johnnye Valien	USA	3437
	HURDLE		21.05 511 w:-1.6
	HJ		1.01m 701
	SP		5.84m 577
	200		41.93 364 w: NWI
	LJ		2.88m 498 w: 2.1
	JT		13.56m 457
	800		4:13.52 329

Name	Age	Country	Results
<b>Weight Pentathlon</b>			
1	Marianne Barth	GER	3641
	HT		26.76m 766
	SP		8.28m 874
	DT		19.84m 629
	JT		16.94m 593
	WT		11.28m 779
2	Jeanne De Wilde	BEL	3514
	HT		25.90m 735
	SP		8.00m 840
	DT		18.56m 581
	JT		20.02m 720
	WT		9.54m 638
3	C Bernice Holland	USA	3492
	HT		22.78m 627
	SP		7.76m 811
	DT		23.84m 782
	JT		20.06m 721
	WT		8.46m 551
4	Maria Surza	ITA	3472
	HT		22.36m 612
	SP		8.28m 874
	DT		22.36m 725
	JT		17.20m 604
	WT		9.78m 657
5	Tyyne Vuorinen	FIN	3397
	HT		27.46m 790
	SP		6.98m 715
	DT		19.34m 610
	JT		16.90m 592
	WT		10.18m 690
6	Suzanne Malherbe	RSA	3304



Name	Age	Country	Results
8 Anna Flaibani		ITA	2970
HT	20.72m	555	
SP	7.34m	759	
DT	16.18m	492	
JT	17.90m	633	
WT	8.22m	531	
9 Miemie Du Plessis		NAM	2345
HT	17.62m	449	
SP	6.74m	686	
DT	11.34m	316	
JT	14.26m	485	
WT	6.68m	409	

**Cross Country**

1 Berthilia De Preter	66	BEL	39:28
2 Olga Meyer	67	GER	39:44
3 Shirley Brasher	68	AUS	41:31
4 Betty Forster	65	GBR	42:40
5 Ruth Anderson	65	USA	43:04
6 Margret Reidt	67	GER	47:59
7 Gerda Schroeder	66	GER	48:40
8 Jewel McRae	69	NZL	52:44

**Cross Country Team**

1 Germany	2:16:23
Olga Meyer	39:44
Margret Reidt	47:59
Gerda Schroeder	48:40

**10km Road Walk**

1 Olga Meyer	67	GER	1:05:01
2 Raquel Solis	66	MEX	1:06:23
3 Patricia Nesley	67	USA	1:08:48
4 Noeleen Perry	65	NZL	1:09:58
5 Anna Helena Villet	68	RSA	1:10:01
6 Gerda Schroeder	66	GER	1:12:47
7 Joan Rowland	69	USA	1:13:32
8 Emily Sheffield	67	USA	1:15:25
9 Agathe Mooser	69	GER	1:21:12
10 Ricarda Duro	65	ARG	1:23:51

**10km Road Walk Team**

1 United States	3:37:45
Patricia Nesley	1:08:48
Joan Rowland	1:13:32
Emily Sheffield	1:15:25

2 Germany	3:39:00
Olga Meyer	1:05:01
Gerda Schroeder	1:12:47
Agathe Mooser	1:21:12

**Marathon**

1 Shirley Brasher	68	AUS	4:31:50
2 Hannflore Gunkel	66	GER	4:55:27

**WOMEN 70**

**100 Meter Dash**

**HEATS**

Heat 1 Wind Reading: -2.4			
1 Paula Schneiderhan	73	GER	16.38
2 Mary Holland	71	USA	17.91
3 Gunni-Birgit Svensson	74	SWE	18.04
4 Mitsu Morita	72	JPN	18.25
5 Diane D. Friedman	73	USA	19.69
6 Mary Norckauer	70	USA	20.75
7 Mary Garcia de Lires	73	COL	20.96
8 Tsuneyo Nozaki	72	JPN	21.98
Heat 2 Wind Reading: -1.8			
1 Ingrid Lorenz	70	GER	16.98
2 Anna Mangler	72	GER	17.06
3 Mary Wixey	74	GBR	17.76

Name	Age	Country	Results
4 Josephine Sullivan	70	USA	18.02
5 Margaret Hinton	73	USA	19.03
6 Liselotte Poluschinsky	72	GER	20.31
7 Carmona Portesi	70	ARG	25.19
8 Laures Warman	73	NZL	37.96

**FINAL**

Wind Reading: -1.4			
1 Paula Schneiderhan	73	GER	15.99
2 Anna Mangler	72	GER	16.67
3 Ingrid Lorenz	70	GER	16.91
4 Josephine Sullivan	70	USA	17.25
5 Mary Holland	71	USA	17.30
6 Mary Wixey	74	GBR	17.31
7 Mitsu Morita	72	JPN	17.49
8 Gunni-Birgit Svensson	74	SWE	17.73

**200 Meter Dash**

**HEATS**

Heat 1 Wind Reading: 2.0			
1 Paula Schneiderhan	73	GER	33.99
2 Josephine Sullivan	70	USA	37.24
3 Gunni-Birgit Svensson	74	SWE	38.41
4 Diane D. Friedman	73	USA	42.09
5 Mary Garcia de Lires	73	COL	44.55
Heat 2 Wind Reading: 3.1			
1 Anna Mangler	72	GER	35.65
2 Ingrid Lorenz	70	GER	37.36
3 Mitsu Morita	72	JPN	37.93
4 Maria Alves Leite	70	BRA	40.43
5 Mary Norckauer	70	USA	44.24

**FINAL**

Wind Reading: -6.5			
1 Paula Schneiderhan	73	GER	34.86
2 Anna Mangler	72	GER	36.12
3 Ingrid Lorenz	70	GER	38.20
4 Mitsu Morita	72	JPN	39.80
5 Josephine Sullivan	70	USA	40.04
6 Maria Alves Leite	70	BRA	42.70
7 Diane D. Friedman	73	USA	44.60

**400 Meter Dash**

**FINAL**

1 Anna Mangler	72	GER	1:19.49
2 Nina Naumenko	70	RUS	1:21.59
3 Maria Alves Leite	70	BRA	1:33.69
4 Gerry Davidson	74	USA	1:38.49
5 Maria Suarez deBernal	71	COL	1:38.55
6 Diane D. Friedman	73	USA	1:48.79
7 Margaret Hagerty	72	USA	1:49.29

**800 Meter Run**

**FINAL**

1 Nina Naumenko	70	RUS	3:13.66
2 Anna Mangler	72	GER	3:31.43
3 Maria Suarez deBernal	71	COL	3:45.36
4 Emilia de Fontan	70	COL	3:48.47
5 Dorly Brechbuehl	70	CAN	3:52.39
6 Gerry Davidson	74	USA	3:55.84
7 Ehel O. deVillanueva	70	COL	4:01.61
8 Mary Norckauer	70	USA	4:19.85

**1,500 Meter Run**

**FINAL**

1 Nina Naumenko	70	RUS	6:14.52
2 Maria Suarez deBernal	71	COL	7:08.94
3 Dorly Brechbuehl	70	CAN	7:09.53
4 Emilia de Fontan	70	COL	7:31.78
5 Gerry Davidson	74	USA	7:34.18

Name	Age	Country	Results
6 Dawn Russell	70	USA	7:34.48
7 Marianne Dahinden	70	SUI	7:39.49

**5,000 Meter Run**

**FINAL**

1 Nina Naumenko	70	RUS	24:00.06
2 Dorly Brechbuehl	70	CAN	26:34.64
3 Erika Werner	72	GER	27:17.80
4 Marianne Dahinden	70	SUI	27:44.35
5 Dawn Russell	70	USA	28:05.18
6 Marie Hanakova	73	TCH	28:30.12
7 Gerry Davidson	74	USA	28:30.51
8 Mary Norckauer	70	USA	29:33.15
9 Elizabeth Meyers	71	NZL	37:43.46
- Elizabeth Baker	70	USA	DNF
- Emilia de Fontan	70	COL	DNF
- Loretta Shehan	72	USA	DNF

**10,000 Meter Run**

**FINAL**

1 Marie Hanakova	73	TCH	58:46.19
2 Marianne Dahinden	70	SUI	58:59.66
3 Dawn Russell	70	USA	59:30.97
4 Elizabeth Meyers	71	NZL	1:17:47.80
5 Elizabeth Baker	70	USA	1:24:04.70

**5,000 Meter Race Walk**

**FINAL**

1 Margaret Walker	73	USA	35:05.11
2 Ruth Van Sandt	73	USA	35:28.28
3 Ernestina Moreno	73	COL	36:51.77
4 Rose Kash	73	USA	37:01.48
5 Gloria Chalfon	71	USA	37:07.00
6 Mary Norckauer	70	USA	37:30.30
7 Eileen Johnston	74	RSA	39:37.72
8 Laures Warman	73	NZL	43:45.45
- Ursula Theune	73	GER	DNF
- Elsbeth Thierauf	72	GER	DNF

**4x100 Meter Relay**

1 Germany	1:08.72
Ingrid Lorenz	70
Paula Schneiderhan	73
Elisabeth Haule	75
Anna Mangler	72
2 United States	1:19.83
Margaret Hinton	73
Carla Convery	75
Gerry Davidson	74
Diane D. Friedman	73
3 Colombia	1:20.45
Mary Garcia de Lires	73
Anarita Pinto de Lugo	70
Maria Suarez deBernal	71
Emilia de Fontan	70
4x400 Meter Relay	
1 Colombia	7:07.90
Anarita Pinto de Lugo	70
Maria Suarez deBernal	71
Mary Garcia de Lires	73

**High Jump**

**FINAL**

1 Helgi Pedel	71	CAN	1.12m
2 Margaret Hinton	73	USA	1.00m
2 Margarete Struveen	72	GER	1.00m
4 Gunni-Birgit Svensson	74	SWE	1.00m

Name	Age	Country	Results
5 Josephine Sullivan	70	USA	0.96m
6 Liselotte Poluschinsky	72	GER	0.96m
7 Mary Wixey	74	GBR	0.96m
8 Bernie Kleinschmidt	73	USA	0.84m

**Pole Vault**

**FINAL**

1 Margaret Hinton	73	USA	1.60m
-------------------	----	-----	-------

**Long Jump**

**FINAL**

1 Paula Schneiderhan	73	GER	3.68m
2 Anna Mangler	72	GER	3.07m-1.7
3 Ingrid Lorenz	70	GER	3.06m-2.0
4 Margaret Hinton	73	USA	3.03m-3.6
5 Mary Wixey	74	GBR	2.82m-1.7
6 Mary Norckauer	70	USA	2.80m-1.3
7 Margarete Struveen	72	GER	2.73m-2.5
8 Helgi Pedel	71	CAN	2.66m-2.9
9 Maria Alves Leite	70	BRA	2.63m-1.9
10 Liselotte Poluschinsky	72	GER	2.49m-1.7
11 Dawn Russell	70	USA	2.38m-1.1
- Libby Hagemann	74	USA	ND NWI
1 Josephine Sullivan	70	USA	6.82m 3.1
2 Margaret Hinton	73	USA	6.30m 3.0
2 Helgi Pedel	71	CAN	6.30m 4.5
4 Mary Wixey	74	GBR	6.14m 3.9
5 Mary Norckauer	70	USA	5.93m 2.6

**Shot Put 3 kg**

**FINAL**

1 Hanna Kiehr	70	GER	8.52m
2 Ingrid Lorenz	70	GER	7.63m
3 Katri Jortikka	71	FIN	7.51m
4 Anarita Pinto de Lugo	70	COL	7.00m
5 Margarete Struveen	72	GER	6.93m
6 Helgi Pedel	71	CAN	6.86m
7 Margaret Hinton	73	USA	6.75m
8 Libby Hagemann	74	USA	6.61m
9 Liselotte Poluschinsky	72	GER	5.79m
10 Ehel O. deVillanueva	70	COL	5.71m
11 Melanie Reske	74	USA	5.58m
12 Annikki Tulonen	71	FIN	5.26m
13 Bernie Kleinschmidt	73	USA	5.15m
14 Elsa Maestro	73	ITA	4.90m
15 Su-O Lin	72	TPE	4.76m

**Discus Throw 1 kg**

**FINAL**

1 Hanna Kiehr	70	GER	21.62m
2 Katri Jortikka	71	FIN	20.56m
3 Anarita Pinto de Lugo	70	COL	17.80m
4 Libby Hagemann	74	USA	17.18m
5 Elga Meri	74	CAN	16.86m
6 Mary Norckauer	70	USA	16.20m
7 Margaret Hinton	73	USA	15.90m
8 Mary Garcia de Lires	73	COL	14.90m
9 Renee Roloff	72	USA	13.94m
10 Su-O Lin	72	TPE	13.92m
11 Bernie Kleinschmidt	73	USA	13.74m
12 Carmona Portesi	70	ARG	12.66m
13 Melanie Reske	74	USA	12.32m
14 Annikki Tulonen	71	FIN	12.30m
15 Fanny P. de Castillo	71	COL	10.94m

**Hammer Throw 3 kg**

**FINAL**

1 Katri Jortikka	71	FIN	27.12m
2 Libby Hagemann	74	USA	20.72m
3 Hanna Kiehr	70	GER	

Name	Age	Country	Results
4 Mary Norckauer	70	USA	18.50m
5 Carmona Portesi	70	ARG	18.14m
6 Ethel O. deVillanueva	70	COL	17.30m
7 Bernie Kleinschmidt	73	USA	16.18m
8 Fanny P. de Castillo	71	COL	15.80m

**Javelin Throw 400g**

**FINAL**

1 Hanna Kiehr	70	GER	19.32m
2 Mary Garcia de Lires	73	COL	17.80m
3 Elga Meri	74	CAN	17.76m
4 Katri Jorukka	71	FIN	17.04m
5 Renee Roloff	72	USA	16.46m
6 Mary Norckauer	70	USA	16.42m
7 Anarita Pinto de Lugo	70	COL	15.38m
8 Libby Hagemann	74	USA	15.36m
9 Margaret Hinton	73	USA	14.92m
10 Bernie Kleinschmidt	73	USA	14.72m
11 Carmona Portesi	70	ARG	7.52m

**Weight Pentathlon**

1 Katri Jorukka	FIN	3936
HT	24.72m	785
SP	7.38m	897
DT	21.70m	809
2 Hanna Kiehr	GER	3478
HT	20.32m	615
SP	8.06m	994
DT	20.06m	737
3 Libby Hagemann	USA	3171
HT	20.38m	618
SP	6.48m	771
DT	17.32m	619
4 Mary Norckauer	USA	2720
HT	17.70m	516
SP	5.38m	617
DT	16.54m	565
5 Bernie Kleinschmidt	USA	2551
HT	17.52m	509
SP	5.28m	603
DT	13.28m	449
JT	14.42m	571
WT	6.32m	419

**Cross Country**

1 Dorly Brechbuehl	70	CAN	44:03
Marianne Dahinden	70	SUI	44:05
Marie Hanakova	73	TCH	44:43
Mary Norckauer	70	USA	47:43
Dawn Russell	70	USA	47:45
Loretta Shehan	72	USA	55:14
Elizabeth Baker	70	USA	1:07:43
Laures Warman	73	NZL	1:07:52

**Cross Country Team**

Canada		2:24:24
Dorly Brechbuehl		44:03
Lenore Marvin		47:25
Judith Kazdan		52:56
United States		2:30:42
Mary Norckauer		47:43
Dawn Russell		47:45
Loretta Shehan		55:14

**10km Road Walk**

1 Ernestina Moreno Mendez	73	COL	1:08:13
2 Margaret Walker	73	USA	1:13:02
3 Ursula Theune	73	GER	1:14:24
4 Ruth Van Sandt	73	USA	1:15:23
5 Rose Kash	73	USA	1:17:56
6 Gloria Chalfon	71	USA	1:18:54
7 Elisabeth Thierauf	72	GER	1:23:36

Name	Age	Country	Results
8 Elizabeth Meyers	71	NZL	1:25:48
9 Eileen Johnston	74	RSA	1:29:04
10 Laures Warman	73	NZL	1:31:44

**10km Road Walk Team**

1 United States	3:42:58
Margaret Walker	1:13:02
Imogene Watkins	1:14:33
Ruth Van Sandt	1:15:23

**Marathon**

1 Margaret Hagerty	72	USA	5:41:35
2 Elfriede Falke	74	GER	5:57:22
3 Elizabeth Meyers	71	NZL	6:47:45

**WOMEN 75**

**100 Meter Dash**

**FINAL**

Wind reading: -2.5			
1 Elisabeth Haule	75	GER	19.38
2 Carla Convery	75	USA	21.56
3 Gertrude Antonijevic	75	USA	30.60

**200 Meter Dash**

**FINAL**

Wind reading: -3.9			
1 Elisabeth Haule	75	GER	42.61
2 Carla Convery	75	USA	48.60
3 Ewa Eriksson	78	SWE	52.43

**400 Meter Dash**

**FINAL**

1 Elisabeth Haule	75	GER	1:43.79
2 Ewa Eriksson	78	SWE	2:04.59

**800 Meter Run**

**FINAL**

1 Ewa Eriksson	78	SWE	5:10.80
----------------	----	-----	---------

**1,500 Meter Run**

**FINAL**

1 Lenore Marvin	75	CAN	7:09.94
2 Ewa Eriksson	78	SWE	10:15.41

**5,000 Meter Run**

**FINAL**

1 Lenore Marvin	75	CAN	27:42.62
-----------------	----	-----	----------

**10,000 Meter Run**

**FINAL**

1 Lenore Marvin	75	CAN	57:47.67
-----------------	----	-----	----------

**5,000 Meter Race Walk**

**FINAL**

1 Imogene Watkins	75	USA	36:42.80
2 Lenore Marvin	75	CAN	36:46.36
3 Fan Benno-Caris	77	USA	39:45.36
4 Aennchen Reile	79	GER	40:06.85
5 Lois Mulliken	77	USA	42:50.13
6 Tatiana Reyes Ramirez	79	CHI	46:48.39
- Margaretha Nyberg	79	SWE	DQ

**High Jump**

**FINAL**

1 Elisabeth Mighofer	78	GER	0.96m
----------------------	----	-----	-------

Name	Age	Country	Results
2 Elisabeth Haule	75	GER	0.92m

**Long Jump**

**FINAL**

1 Carla Convery	75	USA	2.09m -1.4
2 Ewa Eriksson	78	SWE	1.96m -1.2
3 Elisabeth Mighofer	78	GER	1.92m -2.0

**Triple Jump**

**FINAL**

1 Aili Kaukinen	78	FIN	4.27m 2.1
-----------------	----	-----	-----------

**Shot Put 3 kg**

**FINAL**

1 Mirjam Ronni	76	FIN	6.30m
2 Liselotte Dezenter	78	GER	6.01m
3 Aennchen Reile	79	GER	5.81m
4 Hsiu-Hua Tai Chen	79	TPE	5.24m
5 Marliis Fleckner	75	CHI	5.10m
6 Betty Jarvis	79	USA	5.02m
7 Aili Kaukinen	78	FIN	4.94m
8 Josephine Burleson	78	USA	4.54m
9 Gertrude Antonijevic	75	USA	4.28m

**Discus Throw 1 kg**

**FINAL**

1 Aennchen Reile	79	GER	20.40m
2 Hildegard Groth	75	GER	18.30m
3 Betty Jarvis	79	USA	15.14m
4 Hsiu-Hua Tai Chen	79	TPE	13.82m
5 Mirjam Ronni	76	FIN	13.58m
6 Marliis Fleckner	75	CHI	12.86m
7 Aili Kaukinen	78	FIN	12.62m
8 Carla Convery	75	USA	11.18m
9 Liselotte Dezenter	78	GER	10.82m
10 Gertrude Antonijevic	75	USA	7.80m

**Hammer Throw 3 kg**

**FINAL**

1 Aili Kaukinen	78	FIN	18.18m
2 Aennchen Reile	79	GER	16.86m
3 Elisabeth Schepe	78	GER	16.48m
4 Betty Jarvis	79	USA	16.32m
5 Marliis Fleckner	75	CHI	15.38m

**Javelin Throw 400g**

**FINAL**

1 Mirjam Ronni	76	FIN	16.76m
2 Hildegard Groth	75	GER	14.88m
3 Aennchen Reile	79	GER	13.68m
4 Betty Jarvis	79	USA	13.12m
5 Hsiu-Hua Tai Chen	79	TPE	12.94m
6 Carla Convery	75	USA	12.40m
7 Marliis Fleckner	75	CHI	11.36m
8 Josephine Burleson	78	USA	10.56m

**Weight Pentathlon**

1 Aennchen Reile	GER	3013
HT	16.90m	552
SP	5.72m	782
DT	17.84m	741
JT	11.86m	527
WT	5.78m	411
2 Betty Jarvis	USA	2778
HT	16.92m	553
SP	5.00m	666
DT	14.26m	568
JT	12.30m	551
WT	6.10m	440

Name	Age	Country	Results
3 Aili Kaukinen		FIN	2747
HT	17.18m		564
SP	4.94m		656
DT	12.72m		495
JT	11.88m		529
WT	6.78m		503

4 Marliis Fleckner	CHI	2596
HT	16.60m	540
SP	5.18m	695
DT	12.32m	476
JT	11.72m	520
WT	5.28m	365

5 Elisabeth Schepe	GER	2347
HT	15.22m	482
SP	4.96m	660
DT	11.52m	438
JT	9.70m	415
WT	5.14m	352

**Cross Country**

1 Lenore Marvin	75	CAN	47:25
2 Judith Kazdan	75	CAN	52:56
3 Ewa Eriksson	78	SWE	1:03:48
4 Margaretha Nyberg	79	SWE	1:09:36

**10km Road Walk**

1 Imogene Watkins	75	USA	1:14:33
2 Margaretha Nyberg	79	SWE	1:24:19
3 Aili Kaukinen	78	FIN	1:24:50
4 Tatiana Reyes Ramirez	79	CHI	1:39:05

**Marathon**

1 Judith Kazdan	75	CAN	6:52:33
-----------------	----	-----	---------

**WOMEN 80**

**100 Meter Dash**

**FINAL**

Wind reading: -2.9			
1 Nona M.L.D. Wedemo	82	SWE	20.52
2 Isobel Cunningham	81	CAN	22.10
3 Anny Binder	80	GER	22.42
4 Pearl Mehl	81	USA	25.14
5 Sheila Evans	80	USA	25.29
6 Maria Izquierdo Torre	82	COL	26.70

**200 Meter Dash**

**FINAL**

Wind Reading: -4.1			
1 Nona M.L.D. Wedemo	82	SWE	48.86
2 Isobel Cunningham	81	CAN	50.81
3 Pearl Mehl	81	USA	54.91
4 Maria Izquierdo Torre	82	COL	59.07
5 Rosario Iglesias Rocha	84	MEX	1:00.93

**400 Meter Dash**

**FINAL**

1 Rosario Iglesias Rocha	84	MEX	2:02.47
2 Nona M.L.D. Wedemo	82	SWE	2:09.08
3 Johanna Luther	81	GER	2:09.27
4 Ivy Granstrom	83	CAN	2:10.45
5 Pearl Mehl	81	USA	2:16.68

**800 Meter Run**

**FINAL**

1 Rosario Iglesias Rocha	84	MEX	4:31.35
2 Pearl Mehl	81	USA	5:51.51
3 Ida Keeling	80	USA	6:32.29

Name	Age	Country	Results	Name	Age	Country	Results	Name	Age	Country	Results	Name	Age	Country	Results
<b>1,500 Meter Run</b>				<b>Shot Put 3 kg</b>				<b>10km Road Walk</b>				<b>2 Judit Forero de Gaona 85 COL 1.02m -1.8</b>			
<b>FINAL</b>				<b>FINAL</b>				<b>FINAL</b>				<b>Triple Jump</b>			
1	Rosario Iglesias Rocha	84	MEX 8:54.71	1	Anny Binder	80	GER 6.45m	1	Nora M.L.D. Wedemo	82	SWE 1:26:34	<b>FINAL</b>			
2	Johanna Luther	81	GER 9:07.82	2	Aino Korkeila	80	FIN 5.88m	<b>WOMEN 85</b>				1	Ruth Frith	85	AUS 5.18m 1.5
3	Mary Haines	80	USA 9:33.20	3	Maria Izquierdo Torre	82	COL 4.66m	<b>100 Meter Dash</b>				<b>Shot Put 3 kg</b>			
4	Ivy Granstrom	83	CAN 10:03.98	4	Maria Tiemann	82	GER 4.21m	<b>FINAL</b>				<b>FINAL</b>			
<b>5,000 Meter Run</b>				<b>Discus Throw 1 kg</b>				<b>1 Judit Forero de Gaona 85 COL 29.89 2.9</b>				<b>200 Meter Dash</b>			
<b>FINAL</b>				<b>FINAL</b>				<b>FINAL</b>				<b>FINAL</b>			
1	Mary Haines	80	USA 37:05.95	1	Anny Binder	80	GER 12.04m	<b>5,000 Meter Race Walk</b>				<b>1 Ruth Frith 85 AUS 5.76m</b>			
2	Ivy Granstrom	83	CAN 38:20.65	2	Aino Korkeila	80	FIN 11.36m	<b>FINAL</b>				<b>2 Judit Forero de Gaona 85 COL 3.32m</b>			
-	Pearl Mehl	81	USA DNF	3	Maria Izquierdo Torre	82	COL 9.34m	<b>1 Judit Forero de Gaona 85 COL 1:09.28 -4.1</b>				<b>Hammer Throw 3 kg</b>			
<b>10,000 Meter Run</b>				<b>Hammer Throw 3 kg</b>				<b>200 Meter Dash</b>				<b>FINAL</b>			
<b>FINAL</b>				<b>FINAL</b>				<b>FINAL</b>				<b>FINAL</b>			
1	Ivy Granstrom	83	CAN 1:19:09.10	1	Aino Korkeila	80	FIN 17.08m	<b>1 Dorothy Robarts 85 USA 44:43.85</b>				<b>1 Ruth Frith 85 AUS 18.26m</b>			
2	Mary Haines	80	USA 1:19:25.80	2	Maria Izquierdo Torre	82	COL 9.46m	<b>2 Mildred Smith 85 USA 49:09.93</b>				<b>Weight Pentathlon</b>			
<b>5,000 Meter Race Walk</b>				<b>Javelin Throw 400g</b>				<b>Long Jump</b>				<b>HT 15.80m 698</b>			
<b>FINAL</b>				<b>FINAL</b>				<b>FINAL</b>				<b>SP 5.16m 997</b>			
1	Nora M.L.D. Wedemo	82	SWE 40:37.60	1	Angela Cressi	80	ITA 14.76m	<b>1 Ruth Frith 85 AUS 2.08m -1.0</b>				<b>DT 13.12m 716</b>			
2	Johanna Luther	81	GER 41:19.07	2	Aino Korkeila	80	FIN 13.62m	<b>Weight Pentathlon</b>				<b>JT 9.16m 548</b>			
3	Mary Haines	80	USA 50:23.48	3	Maria Izquierdo Torre	82	COL 9.38m	<b>1 Aino Korkeila FIN 3260</b>				<b>WT 7.06m 664</b>			
<b>High Jump</b>				<b>Weight Pentathlon</b>				<b>HT 15.82m 576</b>				<b>SP 5.76m 925</b>			
<b>FINAL</b>				<b>HT 15.82m 576</b>				<b>SP 5.76m 925</b>				<b>DT 10.90m 475</b>			
1	Sheila Evans	80	USA 0.88m	<b>SP 5.76m 925</b>				<b>DT 10.90m 475</b>				<b>JT 13.10m 687</b>			
<b>Long Jump</b>				<b>DT 10.90m 475</b>				<b>JT 13.10m 687</b>				<b>WT 7.24m 597</b>			
<b>FINAL</b>				<b>JT 13.10m 687</b>				<b>WT 7.24m 597</b>							
1	Anny Binder	80	GER 2.13m -1.8	<b>WT 7.24m 597</b>											
<b>Triple Jump</b>															
<b>FINAL</b>															
1	Sheila Evans	80	USA 4.66m 3.8												



# Finishing Times of All (Men and Women) Marathon Competitors


Name	Country	Results	Name	Country	Results	Name	Country	Results	Name	Country	Results				
<b>Finishing Times of All (Men and Women) Marathon Competitors</b>			74	Laura Luckert	USA	2:57:58	152	Ron Hess	USA	3:18:01	230	Chris Jurisch	RSA	3:30:07	
1	E. Castellano	VEN	2:30:29	75	S. Vosshehrich	GER	2:58:00	153	Georg Willnecker	GER	3:18:02	231	Giannis Tsimplis	GRE	3:30:16
2	A. DeJesusFerreira	POR	2:30:39	76	A. Moreira DaSilva	POR	2:58:48	154	Douglas Steedman	USA	3:18:28	232	Peter Forrester	USA	3:30:22
3	Gerard Hendriks	NED	2:30:50	77	Walter Eichelberger	SUI	2:59:09	155	Kent Sabin	USA	3:18:31	233	J. VargasHernandez	COL	3:30:41
4	F. Hernandez-Nieto	ESP	2:31:00	78	Kim Kavluk	CAN	2:59:17	156	Anita Sturm	GER	3:18:32	234	John Grant	USA	3:30:50
5	Ivan Golob	SLO	2:33:40	79	Hubert Roedhammer	AUT	2:59:19	157	Brian Eltervoog	USA	3:18:37	235	Francis Ruddy	USA	3:30:52
6	Terry Stanley	USA	2:34:22	80	Fran Emmerling	USA	2:59:26	158	Samuel Neal	USA	3:18:43	236	Antonio Camodeca	ITA	3:31:15
7	Jose Bastos	BRA	2:34:37	81	Eric Greaves	AUS	2:59:34	159	Asta Severinkangas	FIN	3:18:44	237	Ian August	NZL	3:31:46
8	L. LopesSilvaPires	POR	2:34:54	82	A. V. Figueroa	COL	3:00:20	160	Marisa Cruz	BRA	3:19:03	238	Patry Lee Parmalee	USA	3:31:48
9	A. Tcherednitshenk	RUS	2:35:40	83	Malcolm Gillis	USA	3:00:27	161	Robert Hunter	AUS	3:19:20	239	Bob Meinschenk	CAN	3:32:09
10	Antonio Ferro	POR	2:35:49	84	Hayden Smith	USA	3:00:50	162	Ottar Lund	AUS	3:19:51	240	Stephen Szejwbka	USA	3:32:10
11	Charles Thompson	USA	2:36:37	85	Jeffery John	USA	3:01:03	163	Neville Wagner	NZL	3:20:00	241	Timothy Phalen	USA	3:32:13
12	Alexander Tsukanov	RUS	2:36:59	86	Devaldino De Souza	BRA	3:01:15	164	Bill McNamara	USA	3:20:17	242	Leuis Persoons	BEL	3:32:15
13	Joseph Schieffer	USA	2:38:59	87	Juan Quiroz	MEX	3:01:38	165	Thomas Hathaway	USA	3:20:25	243	Henry Cautbier	GER	3:32:21
14	Brendan Sherlock	IRL	2:39:12	88	V. Maurosoulos	GRE	3:02:07	166	Timothy Mathews	USA	3:20:35	244	Leigh Cassidy	AUS	3:32:27
15	Francisco Rodriguez	BRA	2:39:20	89	Gennady Pimenov	RUS	3:02:16	167	Howard Ommel	NED	3:20:36	245	Richard Kieffer	USA	3:32:45
16	Willem Liefers	NED	2:39:26	90	Bruce Pellow	CAN	3:02:21	168	S. Sanchez Alvares	MEX	3:20:47	246	Chu Chun Tung	HKG	3:32:45
17	Sador Mendez	USA	2:39:45	91	Jeffrey Johnson	USA	3:02:37	169	George Markoff	USA	3:21:00	247	W. Schmidfrerick	USA	3:32:46
18	Walter Koch	GER	2:39:52	92	Pablo Vera Gonzales	BOL	3:03:27	170	Roland Borgmann	SUI	3:21:04	248	Anthony Napoli	USA	3:32:50
19	John Stolz	USA	2:40:33	93	Stewart Miyashiro	USA	3:03:53	171	Toshihiko Sacki	JPN	3:21:11	249	Heather Stuart	IRL	3:32:53
20	Gunter Martin	GER	2:40:43	94	Manfred Prax	GER	3:03:58	172	Max Jones	GBR	3:21:15	250	Einar Alus	EST	3:33:14
21	Rainer Lindemann	GER	2:41:15	95	Michael Sheridan	CAN	3:03:59	173	George Hlibiczuk	USA	3:21:21	251	Lorna Squyer	USA	3:34:07
22	Volker Kersting	GER	2:42:35	96	Malcolm Clark	NZL	3:04:05	174	Michael McAvooy	AUS	3:21:23	252	Samuel Adams	USA	3:34:11
23	H. Barreneche-Rios	COL	2:43:33	97	David Sheridan	CAN	3:04:26	175	Larry Zygo	USA	3:21:31	253	Michael Caudwell	GBR	3:34:15
24	Manuel Gama	USA	2:43:34	98	Manabu Miyasato	JPN	3:04:28	176	Anthony Rinella	USA	3:21:43	254	Anne-Marie Pruede	FRA	3:34:50
25	Juvenal Costa	POR	2:43:37	99	Jean Claude Czaja	FRA	3:06:47	177	Mogens Niss	DEN	3:21:45	255	Allan Phillips	CAN	3:34:52
26	Bernd Richter	GER	2:43:41	100	Chantauz Mercier	CAN	3:06:48	178	Donald Ross	USA	3:22:10	256	Bernard Crunaire	FRA	3:34:59
27	H. Cortinez	ARG	2:43:44	101	Alfred Mielke	GER	3:07:03	179	Michael Bautz	USA	3:22:11	257	Monika Drever	GER	3:35:11
28	Fernando Costa	POR	2:44:21	102	Johann Siegle	AUT	3:07:42	180	Ronald Johnstone	USA	3:22:14	258	Yukio Ebara	JPN	3:35:14
29	Valery Kiun	RUS	2:44:30	103	William McLure	AUS	3:07:51	181	Kvetoslav Hana	TCH	3:22:32	259	Scott Baerman	USA	3:35:32
30	Peter Lessing	GER	2:44:45	104	Horst Rohm	GER	3:07:55	182	Kevin Connors	USA	3:22:33	260	Diane McLaughlin	USA	3:35:36
31	Colin McLeod	AUS	2:44:55	105	Alfredo Stella	ITA	3:07:59	183	Bruce Katter	USA	3:22:35	261	Jef Senden	NED	3:35:38
32	Robert Briglio	USA	2:45:04	106	Joaquim J. Silva	POR	3:08:04	184	Carl Pegels	USA	3:22:48	262	Gerard Blaque	FRA	3:36:07
33	Juergen Wrieden	GER	2:45:19	107	Ray Leonard	CAN	3:08:10	185	Malcolm Brown	AUS	3:22:51	263	Bertram Scott	USA	3:36:13
34	Kai Makela	FIN	2:45:41	108	Anssi Joutsenlahti	FIN	3:08:16	186	Paul Thalmann	SUI	3:23:00	264	Teuri Raevaara	FIN	3:36:19
35	Herbert Raabe	GER	2:45:47	109	Jiri Urban	TCH	3:08:49	187	Thomas Shea	USA	3:23:09	265	F. Wiedermann	AUT	3:36:36
36	Willi Maertens	GER	2:46:11	110	Eduard Fedosov	RUS	3:08:56	188	Rodney Silver	GBR	3:23:33	266	Shigetaka Matsuba	JPN	3:36:45
37	Dean Foster	CAN	2:46:12	111	Eva Novotna	TCH	3:09:07	189	A. Jack Brooks	GBR	3:23:53	267	Scott Syracuse	USA	3:36:49
38	Michele Bassi	ITA	2:46:33	112	Thomas Dixon	USA	3:09:11	190	Brigitta Eklund	SWE	3:24:51	268	Warren Campbell	USA	3:36:50
39	Eugeniy Reglinski	POL	2:46:51	113	Giannis Zorzos	GRE	3:09:13	191	Robert Mori	CAN	3:25:06	269	J. Vera Vianco	MEX	3:36:56
40	Fidel Diaz Mendes	MEX	2:46:52	114	Antonio Simoes	POR	3:09:35	192	Gary Wolf	USA	3:25:08	270	Regine Bertola	FRA	3:37:15
41	Ric Perry	USA	2:46:55	115	Elisebeth Gebauer	GER	3:09:38	193	Timothy Reed	USA	3:25:09	271	Alan Peck	CAN	3:37:16
42	Bent Lauridsen	DEN	2:46:57	116	Renate Mueller	GER	3:09:42	194	Mauricio Apelbaum	BRA	3:25:10	272	M. De La Puerta	MEX	3:37:35
43	Nick Merucci	CAN	2:47:42	117	Kjell Linder	SWE	3:09:52	195	Gill Lea	GBR	3:25:13	273	Stephen Banks	USA	3:37:49
44	Mitsuyuki Shiota	JPN	2:49:17	118	G. Kwick Fleetwood	SWE	3:09:55	196	E. A. Trindade	BRA	3:25:21	274	Chuhar Singh	IND	3:37:54
45	Terry Van Natta	USA	2:49:20	119	Wolfgang Kroll	GER	3:09:58	197	Simon Jimenez	PER	3:25:27	275	N. C. da Silva	BRA	3:38:16
46	Heinrich Hun	GER	2:49:23	120	Bruno Baggia	ITA	3:10:01	198	Ulf Agrell	SWE	3:25:37	276	John J. O'Malley	USA	3:38:19
47	A. Gonzalez Zepeda	MEX	2:49:30	121	Francisco Penha	BRA	3:10:09	199	Patrick Devine	USA	3:26:05	277	Josef Haberl	GER	3:38:20
48	M. Rosales Touza	ESP	2:49:35	122	Jim O'Toole	USA	3:10:22	200	Fred Hoogenboom	CAN	3:26:27	278	Richard Blurton	GBR	3:38:39
49	Richard Webb	USA	2:49:36	123	Katsuhiro Mimori	JPN	3:10:36	201	William Price	USA	3:26:28	279	Gordon Walker	USA	3:38:46
50	Robert Carter	USA	2:49:38	124	John Waite	AUS	3:11:02	202	Renée Choppin	FRA	3:26:36	280	Vincent Mamedi	USA	3:38:50
51	Stanislav Lyapunov	RUS	2:50:14	125	Roger L. Paradis	CAN	3:11:13	203	John Pedlow	USA	3:27:00	281	Yoshikatsu Inoue	JPN	3:38:58
52	Zygfryd Liban	POL	2:50:46	126	Danie Nienaber	RSA	3:11:31	204	Selwyne Rom	USA	3:27:09	282	Joao Belmiro Santos	BRA	3:39:20
53	V. Imeninnik	RUS	2:51:13	127	Nils Jonsson	SWE	3:11:42	205	Ken Cairns	CAN	3:27:25	283	Georgina Cullen	AUS	3:39:48
54	Josef Hagemann	GER	2:51:21	128	Victor Ilie	ROM	3:11:51	206	Guenter Wierum	GER	3:27:39	284	Andrea Hatch	USA	3:40:01
55	Alf Fjeldstad	NOR	2:51:26	129	Jose Manuel Alves	POR	3:11:56	207	Dennis Sears	USA	3:27:43	285	Carl Krasnor	CAN	3:40:09
56	Mike Piper	NZL	2:51:38	130	Kjell Zettergren	SWE	3:12:05	208	Pekka Nikkila	FIN	3:27:56	286	John Anderson	AUS	3:40:15
57	Rich Rima	USA	2:52:38	131	Frantisek Joch	TCH	3:12:07	209	Louis Pribyl	USA	3:28:08	287	Judith Cheesman	NZL	3:40:21
58	Jean-Pierre Schwab	SUI	2:53:59	132	Hector Rodriguez	USA	3:12:20	210	Thomas D. Miller	USA	3:28:10	288	John Halpenny	CAN	3:40:50
59	Alan Carroll	GBR	2:54:09	133	William Seyler	USA	3:12:59	211	Robert Whitehead	CAN	3:28:12	289	Alfred Howell	USA	3:40:56
60	Armand Metenier	FRA	2:54:17	134	Walter Krueger	GER	3:13:05	212	Andre Sautiere	FRA	3:28:38	290	David Walborn	USA	3:41:01
61	Terry Heany	USA	2:55:43	135	Max Bogenhuber	AUS	3:13:30	213	Michael Scanlon	USA	3:28:45	291	Gilbert Paudex	SUI	3:41:10
62	Evan McRae	NZL	2:55:57	136	Adri Stevens	NED	3:13:52	214	John Maslakowski	USA	3:28:53	292	Peter Gorlewski	USA	3:41:19
63	Jean Bisson	FRA	2:56:06	137	Manfred Staske	GER	3:14:04	215	Donald Smith	USA	3:29:00	293	Donald Kieffer	USA	3:41:21
64	Jean Lemort	FRA	2:56:08	138	Toader Manda	ROM	3:14:08	216	Jose Gendrot	FRA	3:29:14	294	William Strothmann	USA	3:41:45
65	Gerard VanNuffelen	BEL	2:56:12	139	Raymond Sanchas	USA	3:14:30	217	Eileen Doran	CAN	3:29:15	295	John Drakeley	GBR	3:42:14
66	Robert Knuckey	CAN	2:56:12	140	Pekka Makinen	FIN	3:14:38	218	Jerry Bergman	USA	3:29:17	296	R. VanHauwermeiren	BEL	3:42:21
67	Dale Urbain	USA	2:56:23	141	Akira Yamamoto	JPN	3:15:04	219	Horst Rieke	GER	3:29:21	297	Kenneth Robinson	USA	3:42:35
68	Colman Mooney	USA	2:56:34	142	John Bower	NZL	3:15:14	220	Kenneth Keidel	USA	3:29:25	298	Valery Sevryuk	RUS	3:42:37
69	R. Chavez Condori	BOL	2:56:55	143	Elizabeth Thodey	NZL	3:15:33	221	James Nelligan	CAN	3:29:34	299	Alfred Thurston	USA	3:42:50
70	Karl Horst Klee	GER	2:57:03	144	W. Zawalski	POL	3:16:12	222	Takashi Sakae	JPN	3:29:36	300	Nancy De Coux	USA	3:43:36
71	Sybrand Mostert	RSA	2:57:08	145	Matti Hartikainen	FIN	3:16:42	223	John Kolmetz	USA	3:29:49	301	Thomas Marling	AUS	3:44:00
72	Peter Seiler	GER	2:57:26	146	Emiko Ikeuchi	JPN	3:17:03	224	Frans Jonkers	NED	3:29:52	302	Judith Webster	AUS	3:44:27
73	Lai Ho Yin	HKG	2:57:29	147	Helmut Kynast	GER	3:17:11	225	Terry Kayes	NZL	3:29:54	303	Michael Webster	AUS	3:44:27
				148	Terry Heise	USA	3:17:20	226	Mary Lou Hamm	CAN	3:29:56	304	Jeffrey Casterline	USA	3:44:31
				149	Christian Vesch	SUI	3:17:29	227	Stephen Paull	GBR	3:29:57	305	Charles Safran	USA	3:44:41

# Finishing Times of All (Men and Women) Marathon Competitors

Name	Country	Results	Name	Country	Results	Name	Country	Results	Name	Country	Results
308 Janet Dahlquist	USA	3:45:02	386 Bob Kolodziej	USA	3:58:36	464 Edward Pomeroy	CAN	4:15:11	542 Joyce E. Goody	GBR	4:35:34
309 Sumitrada Opitz	USA	3:45:10	387 Curtis Burge	USA	3:59:18	465 Don Gleason	USA	4:15:42	543 Richard Sullivan	USA	4:35:42
310 Manuel Teodoro	CAN	3:45:24	388 Juan Roman	CHI	3:59:23	466 John Trevor Jupp	AUS	4:15:48	544 A. Lozano Penha	BRA	4:36:08
311 Kathleen Whitout	USA	3:45:34	389 Thomas Witkowski	USA	3:59:28	467 Cheung Chi Ying	HKG	4:15:52	545 Jim Tobin	NZL	4:36:22
312 Bill Russ	USA	3:45:42	390 Bill Wagner	USA	3:59:34	468 Marty Herron	USA	4:16:00	546 Barbara Fleetwood	USA	4:36:26
313 Joseph Mangiafesto	USA	3:45:43	391 Erika Kruger	GER	3:59:39	469 Harry Spector	USA	4:16:53	547 Neale Burkhardt	USA	4:36:26
314 Margaret August	NZL	3:45:53	392 David L. Carpenter	USA	3:59:53	470 Karen Griffin	USA	4:17:40	548 Jean Malo	CAN	4:36:30
315 Philip Donahue	USA	3:46:15	393 Deborah Symoniak	USA	3:59:56	471 Wong Chiu	HKG	4:18:21	549 Hui Wai Yin	HKG	4:36:41
316 Paul Saxton	USA	3:46:28	394 Karin Niss	DEN	4:00:04	472 Michael Fabio	USA	4:18:29	550 James Anthony	AUS	4:37:25
317 Jana Kasparova	TCH	3:46:46	395 Bob Carter	NZL	4:00:07	473 Guenter Hoffman	GER	4:18:55	551 Ngh Heng Ng	SIN	4:38:29
318 Peter Stoerch	GER	3:46:50	396 Diane Carter	NZL	4:00:08	474 David Macphee	USA	4:19:01	552 T. Vasconcellos	BRA	4:38:43
319 Stenios Prassas	GRE	3:47:04	397 Terrence Rollason	GBR	4:00:21	475 Christine Robertsen	USA	4:19:03	553 Helen Richter	GER	4:39:23
320 James Bowles	USA	3:47:05	398 Ted Sullivan	USA	4:00:38	476 Yip Lun Ming	HKG	4:19:07	554 Anthony Tulino	USA	4:39:24
321 Tatsuo Morisako	JPN	3:47:05	399 Anne Case	USA	4:00:44	477 Wilfred Bates	GBR	4:19:22	555 Stephen Radis	USA	4:39:55
322 Nadezda Kavtashkina	LAT	3:47:12	400 Peter Swartwout	USA	4:00:53	478 John Orshal	USA	4:19:25	556 Stephen J. Barker	AUS	4:40:27
323 E. Levchenko	RUS	3:47:39	401 Thomas Charlesworth	USA	4:00:54	479 D. Fermoile-McAvoy	USA	4:19:27	557 Kathleen Mellling	USA	4:40:58
324 Bill Agresta	USA	3:47:57	402 Chuck Van Duzee	USA	4:01:02	480 Robert Brown	USA	4:19:32	558 Celia Kelly	AUS	4:41:14
325 Michael Green	USA	3:48:23	403 Thomas Bordonaro	USA	4:01:05	481 Michael Walsh	USA	4:19:33	559 S. Prada de Duran	COL	4:41:18
326 Pete Kavanaugh	USA	3:48:32	404 Rainer Heidemann	GER	4:01:17	482 A-Chun Lee	TPE	4:19:39	560 E. Quelali Guancoll	BOL	4:42:18
327 Daniel Harris	USA	3:48:38	405 John Dean	AUS	4:01:20	483 Steve Lamantia	USA	4:19:45	561 John Tipping	GBR	4:42:46
328 Judith Allyn	USA	3:48:41	406 Baerbel Kullmann	GER	4:01:24	484 Thomas Ragonese	USA	4:19:52	562 Kevin Kumor	USA	4:42:52
329 F. Puerto Lopez	COL	3:48:47	407 Sandra Ludwa	USA	4:01:34	485 Bernard McCarthy	GBR	4:20:23	563 Fumio Ohara	JPN	4:43:12
330 Clyde Riddoch	AUS	3:48:52	408 Josef Bruhin	SUI	4:02:14	486 Mary McColl	CAN	4:20:28	564 Jessica Dunn	NZL	4:43:20
331 Ingrid Tippelt	GER	3:49:14	409 James Johnston	GBR	4:02:41	487 Frances Buckley	NZL	4:20:40	565 Elizabeth Stone	USA	4:43:33
332 Serge Levy	FRA	3:49:14	410 Susan Baehre	USA	4:03:12	488 Don Ursino	CAN	4:20:40	566 Yuriko Yamamoto	JPN	4:44:08
333 Richard Schiffling	USA	3:49:15	411 Edward J. Krasnicki	USA	4:03:35	489 Fumitaka Matsukawa	JPN	4:20:43	567 Joseph Meindl	USA	4:44:15
334 Jacques Caplette	CAN	3:49:27	412 Helen Ryan	USA	4:03:36	490 Aimo Vitrolainen	FIN	4:21:11	568 Thomas Sundstrom	USA	4:44:19
335 Gerhard Kessner	GER	3:49:28	413 Tsuneo Kuroda	JPN	4:04:13	491 Donald Milligan	USA	4:21:15	569 Gosta Andersson	SWE	4:44:32
336 Dieter Bauer	GER	3:49:30	414 Tomihide Shinjo	JPN	4:04:20	492 Sharon Linstedt	USA	4:21:39	570 Tazeta Mixolitsis	GRE	4:45:12
337 Jacqueline Seltzer	USA	3:49:32	415 William Ryan	AUS	4:04:21	493 James Malek	USA	4:21:43	571 Yasunori Yamamoto	JPN	4:45:55
338 Bosko Djordjevic	YUG	3:49:48	416 John McCarthy	USA	4:04:32	494 Robert Berke	USA	4:22:02	572 Paul Draper	USA	4:45:58
339 Thomas Lanoworthy	USA	3:50:10	417 Bernice Goy	CAN	4:05:06	495 Laju Nankani	USA	4:22:10	573 Steve Elbrink	USA	4:46:42
340 Matthias Strobl	AUT	3:50:24	418 E. SepulvedaSeaton	CHI	4:05:26	496 Len Kagelmacher	USA	4:22:13	574 Tsan-Hsun Wang	TPE	4:46:43
341 Elisabeth Kuhnert	AUT	3:50:27	419 Paul Yerich	CAN	4:05:36	497 Noemi Gestaldi	ITA	4:22:19	575 Ricardo Ciapparelli	ARG	4:46:54
342 Susan Ellis	USA	3:51:38	420 Hans Tammemagi	CAN	4:05:40	498 John Moore	USA	4:22:49	576 Barbara Hardy	USA	4:47:10
343 Fanos Olajos	HUN	3:51:40	421 Jerry Moran	USA	4:05:46	499 Arthur Roush	USA	4:22:51	577 Sofia Katakis	GRE	4:47:44
344 Jesse Kregal	USA	3:51:52	422 John Bell	USA	4:05:48	500 Gunter Richter	GER	4:23:15	578 Milos Antonic	YUG	4:47:57
345 Gabdell Gabdrachmanov	RUS	3:51:57	423 Soon Ah Chai	SIN	4:05:50	501 Richard Mitchell	USA	4:23:17	579 Andrew Szafran	USA	4:48:12
346 Patrick Porter	USA	3:52:43	424 Gary Spencer	USA	4:05:51	502 Gerd Stein	GER	4:23:39	580 Hassan Ismail	SIN	4:48:32
347 Christopher Clark	USA	3:52:48	425 Paula Terranova	USA	4:05:57	503 Marvin Meyers	USA	4:23:48	581 Helen Tobin	NZL	4:48:38
348 Bruce Faso	USA	3:52:53	426 Richard Sheehan	USA	4:05:57	504 Joseph Endrizzzi	FRA	4:24:01	582 Elsa Rivas Narvaez	VEN	4:48:40
349 Eila Alanko	FIN	3:53:06	427 Graeme Small	AUS	4:06:40	505 Lau Fung Ling	HKG	4:24:04	583 John Ward	USA	4:49:02
350 Bernard Pownall	AUS	3:53:42	428 Manoel Ant. Blanco	BRA	4:07:26	506 Donald McWilliams	USA	4:24:14	584 Tom Browne	USA	4:49:15
351 Robert Salomon	USA	3:53:59	429 Albert Richey	USA	4:07:54	507 Joseph Marino	CAN	4:24:34	585 Peter Woodham	NZL	4:49:58
352 Bernard Conway	CAN	3:54:03	430 Joseph Kabacinski	USA	4:08:36	508 Helmut Winter	GER	4:24:42	586 Amy Vigneron	USA	4:50:18
353 Craig Althen	USA	3:54:14	431 P. Kanakaris	GRE	4:09:09	509 John Germain	USA	4:25:43	587 Mansaku Higashi	JPN	4:50:25
354 Wen-Shi Yu	USA	3:54:25	432 John Moslow	USA	4:09:18	510 James Trankle	USA	4:27:07	588 Dennis Wiltzie	USA	4:51:45
355 R. Ferneyhough	GBR	3:54:40	433 Kazimira Luznik	SLO	4:09:21	511 Hirokatsu Sato	JPN	4:27:32	589 Paul Hassall	USA	4:52:24
356 J. deCamargo Filho	BRA	3:54:41	434 Harry Jan Swartz	USA	4:09:34	512 Tony Nicotera	USA	4:27:43	590 Erich Tavernier	GER	4:52:41
357 Maie Raudmets	EST	3:54:45	435 Graeme Murfett	AUS	4:09:50	513 Mark Dahlquist	USA	4:28:34	591 Van Gayton	USA	4:52:55
358 Paul Buchanan	USA	3:54:56	436 Burgitt Bauer	GER	4:10:00	514 Fumiya Takuma	JPN	4:29:03	592 Philip Gray	USA	4:52:58
359 Floyd Farnham	USA	3:55:20	437 Les Hoffman	USA	4:10:12	515 Patricia Field	USA	4:29:09	593 Mary McGuire	USA	4:53:13
360 Marcy Sheehan	USA	3:55:21	438 Andre Osselaer	BEL	4:10:38	516 Arthur Weaver	CAN	4:29:09	594 John B. Gregson	USA	4:53:46
361 Nicole Caujolle	FRA	3:55:23	439 Janice Ryan	USA	4:10:41	517 Gunter Stapelfeld	DEN	4:29:12	595 Brian Martin	USA	4:53:56
362 Ubaldo Cruz Sanchez	MEX	3:55:42	440 David Delecki	USA	4:10:51	518 Joseph Doroguzzi	USA	4:29:28	596 Patricia Longboat	USA	4:54:41
363 William Lyons	USA	3:55:55	441 Jerome Giglio	USA	4:10:58	519 Charles Osborne	USA	4:29:28	597 Hannsflore Gunkel	GER	4:55:27
364 Albert Monile	USA	3:56:09	442 Pirjo Veijalainen	FIN	4:11:02	520 Neil Frank	USA	4:29:38	598 Carlos Ponce Vargas	MEX	4:55:56
365 Eugene Kavanagh	IRL	3:56:15	443 Suzanne Fenger	USA	4:11:17	521 Robert Wilson	USA	4:29:48	599 Robert Brooks	USA	4:55:59
366 Carlos Claro	POR	3:56:21	444 Daniel Blatz	USA	4:11:32	522 David Clemens	USA	4:30:04	600 Maria Vecchi	ITA	4:56:15
367 Barbara Dalglish	AUS	3:56:26	445 Osamu Sugaki	JPN	4:11:51	523 Norman Ernst	USA	4:30:21	601 H. Ullrich	GER	4:56:46
368 Timothy Moran	USA	3:56:28	446 Joan Gary	USA	4:12:02	524 Daniel Drabek	USA	4:30:31	602 Carl Mathies	USA	4:56:50
369 Sarah Neal	USA	3:56:37	447 Cecil Walkley	AUS	4:12:13	525 Ken Hough	AUS	4:30:35	603 Michael Torrillo	USA	4:57:04
370 Ritva Tuliniemi	FIN	3:56:52	448 Rodger Schwartz	USA	4:12:23	526 N. Lichtenthal	USA	4:30:48	604 George Lattarulo	USA	4:57:20
371 John Lane	HKG	3:57:04	449 C. Silcock	AUS	4:12:38	527 Daniel Morales	USA	4:31:18	605 Lawrence Hestekin	USA	4:57:47
372 Edward Kopacsy	USA	3:57:13	450 Thomas Bubar	USA	4:12:48	528 Shirley Brasher	AUS	4:31:50	606 Uhuru Watson	USA	4:57:56
373 Ronald Paquette	USA	3:57:27	451 Paul McCarthy	USA	4:12:54	529 Anthony Ramos	USA	4:32:46	607 Tadashi Nakamura	JPN	4:58:00
374 Phyllis Brown	CAN	3:57:31	452 Helmut Rihm	GER	4:13:05	530 A. Araujo de Souza	BRA	4:32:47	608 Mike Curry	USA	4:58:08
375 Eugen Franz Rathgeb	GER	3:57:32	453 Kristian Skarsvag	NOR	4:13:15	531 Dilson Oliveira	BRA	4:32:54	609 Nancy Czajka	USA	4:58:16
376 Lars Andersson	SWE	3:57:35	454 Phil Mongillo	USA	4:13:26	532 Verna Kieffer	USA	4:32:58	610 Bronwyn Gardner	AUS	4:58:26
377 David Staszak	USA	3:57:41	455 Tuula Nikkila	FIN	4:13:31	533 Gabriella Bellato	ITA	4:33:22	611 Gene Baran	USA	4:58:54
378 Luiz Felicio	BRA	3:57:48	456 Larry A. Crawford	USA	4:13:33	534 Pirkko Wjuga	FIN	4:33:31	612 Jerry Brenner	USA	4:59:35
379 Ron Paladino	USA	3:57:53	457 M. Serwacki Jr.	USA	4:13:55	535 Hal Higdon	USA	4:34:14	613 Camille Hechaima	LIB	4:59:38
380 Ashis Roy	IND	3:57:56	458 Roger Whalley	USA	4:14:03	536 Harumi Tanaka	JPN	4:34:18	614 Edward Barauskas	USA	5:00:00
381 Walt Bollech	USA	3:58:01	459 Poon Mang Leung	HKG	4:14:32	537 D. Valdes Alcantar	MEX	4:34:21	615 Carol Gleason	USA	5:00:04
382 Wendy Mohrman	USA	3:58:12	460 Asteria Claire	BOL	4:14:37	538 Ian Shaw	CAN	4:34:40	616 Hugh Blake	USA	5:00:28
383 Kalevi Pitkanieni	FIN	3:58:13	461 Alfredo Morgado	POR	4:14:41	539 Ken Okada	JPN	4:34:49	617 Judi Kingi	NZL	5:00:58
384 Yip Lai Fung	HKG	3:58:19	462 Dennis Dempsey	USA	4:14:58	540 Ronald Harenza	USA	4:34:51	618 Phillip Sau Wai	HKG	5:01:05
385 Veijo Niilonen	FIN	3:58:28	463 H. Faundez Salgado	CHI	4:15:07	541 Juan Yanes	VEN	4:35:23	619 Sunao Sakano	JPN	5:01:08

## Finishing Times of All (Men and Women) Marathon Competitors

Name	Country	Results	Name	Country	Results	Name	Country	Results	Name	Country	Results
620 Bernard B. Freedman	USA	5:01:24	636 Lai-Te Huang	TPE	5:13:15	651 Raymond Mashiotta	USA	5:22:50	666 Margaret Hagerty	USA	5:41:35
621 Dudley Healy	USA	5:01:38	637 Art Grant	USA	5:15:05	652 Georges Damloup	FRA	5:23:52	667 A. Acevedo Medina	CHI	5:46:45
622 Charlie Matlock	USA	5:02:11	638 John Harris	GBR	5:15:27	653 Norbert Soltysiak	USA	5:25:41	668 A. Araslanova	MLD	5:49:07
623 J. DeMarie Oberlin	USA	5:02:55	639 Brian Read	NZL	5:16:17	654 Fran Rowe	USA	5:26:07	669 Anthony Krupa	USA	5:49:08
624 Pattie Paul	USA	5:03:04	640 Bruce Campbell	AUS	5:19:44	655 C. Jozwik-Burge	USA	5:26:30	670 F. Franco Castro	COL	5:52:05
625 Charles Paul	USA	5:03:05	641 Alan Norden	AUS	5:19:47	656 Pierre Caplette	CAN	5:27:00	671 Leonhard Trzetzziak	CAN	5:56:46
626 Natsuo Moriya	JPN	5:03:21	642 Lynn Fraser	NZL	5:19:47	657 Elliott Denman	USA	5:27:57	672 Elfriede Falke	GER	5:57:22
627 Bernardo Zapata	CHI	5:04:22	643 Sudyong Toprasert	THA	5:19:57	658 Chan Meng Hui	SIN	5:29:34	673 Hilda Nyman	GBR	6:01:12
628 Judy Funnell	NZL	5:04:43	644 Sng Ah Huat	SIN	5:20:26	659 Chong Nee Goy	SIN	5:29:52	674 Eddie Nyman	GBR	6:01:13
629 Richard Nelson	CAN	5:05:08	645 Husin Bin Safar	MAS	5:20:29	660 Kunihiko Ueki	JPN	5:29:52	675 Anna M. Rusinek	USA	6:18:15
630 Heather Murfett	AUS	5:05:11	646 Robert Shimmel	USA	5:20:34	661 Ernst Gunkel	GER	5:30:09	676 Sam Gadless	USA	6:23:18
631 Gerald Buchholz	USA	5:05:29	647 Andrina Norden	AUS	5:20:59	662 Michael Vanderlip	USA	5:34:39	677 Carol Bertino	USA	6:23:18
632 Leo Thiel	GER	5:06:24	648 August Laruffa	USA	5:21:43	663 Jim Sinclair	AUS	5:39:52	678 Elizabeth Meyers	NZL	6:47:45
633 Norm Frank	USA	5:08:06	649 Kevin Sitek	USA	5:22:07	664 Don McNelly	USA	5:41:04	679 Janet Baumann	USA	6:49:48
634 Irene Hestekin	USA	5:10:05	650 Mary Ann Wallace	USA	5:22:23	665 Edmund Vuolo	USA	5:41:27	680 Judith Kazdan	CAN	6:52:33
635 R. John Hines	NZL	5:11:11									



WNYAE, Inc.  
107 Delaware Avenue  
Buffalo, New York 14202